



GUSTAVUS

gustavus.edu/athletics/mbb
@GustieAthletics
@Gustavus_MBB

GUSTAVUS MEN'S BASKETBALL GAME NOTES

GUSTAVUS SPORTS INFORMATION

GUSTAVUS

3-7
OVERALL

3-2
MIAC



-VS-



5-4
OVERALL

2-2
MIAC

ST. OLAF

Mark Hanson
HEAD COACH

511-285
RECORD AT GAC, 30th SEASON

Dan Kosmoski
HEAD COACH

326-321
RECORD AT STO, 26th SEASON

2019-20 SCHEDULE

| DATE | OPPONENT | TIME/RESULT |
|-----------------|-----------------------------|--------------|
| NOVEMBER | | |
| 8 | BUENA VISTA | L 73-96 |
| 16 | Northwestern-St. Paul | 71-83 |
| 23 | MACALESTER* | W 79-66 |
| 30 | Central | L 79-89 (OT) |
| DECEMBER | | |
| 4 | HAMLIN* | W 88-81 (OT) |
| 7 | No. 5 St. Thomas* | L 66-90 |
| 11 | No. 13 SAINT JOHN'S* | L 52-66 |
| 14 | CONCORDIA* | W 76-59 |
| 29 | Claremont-Mudd-Scripps | L 67-77 |
| 31 | Pomona Pitzer | L 91-110 |
| JANUARY | | |
| 4 | ST. OLAF* | 1 p.m. |
| 6 | CARLETON* | 7 p.m. |
| 8 | Saint Mary's* | 7 p.m. |
| 11 | Bethel* | 1 p.m. |
| 15 | Concordia* | 5:15 p.m. |
| 18 | AUGSBURG* | 1 p.m. |
| 22 | Hamline* | 7 p.m. |
| 25 | Macalester* | 1 p.m. |
| 29 | Saint John's* | 7 p.m. |
| FEBRUARY | | |
| 1 | ST. THOMAS* | 1 p.m. |
| 5 | Carleton* | 7 p.m. |
| 8 | St. Olaf* | 1 p.m. |
| 15 | BETHEL* | 1 p.m. |
| 19 | SAINT MARY'S* | 7 p.m. |
| 22 | Augsburg* | 1 p.m. |

HOME GAMES IN BOLD CAPS
* DENOTES MIAC CONTEST

HOW THEY COMPARE

(MIAC Ranks)

| GUSTAVUS | - vs - | ST. OLAF |
|-------------|------------------------|------------|
| 74.2 (6th) | SCORING | 71.4 (8th) |
| 44.8 (6th) | FG% | 43.3 (8th) |
| 35.6 (8th) | 3FG% | 32.4 (9th) |
| 33.5 (9th) | REBOUNDS | 35.7 (5th) |
| 16.8 (2nd) | ASSISTS | 12.0 (9th) |
| 4.5 (1st) | BLOCKS | 2.3 (9th) |
| 5.0 (8th) | STEALS | 6.7 (4th) |
| 81.7 (11th) | SCORING DEFENSE | 70.9 (6th) |
| 46.8 (7th) | FG% DEFENSE | 44.0 (5th) |
| 34.2 (7th) | 3FG% DEFENSE | 36.9 (8th) |
| -2.9 (10th) | REBOUND MARGIN | 0.0 (8th) |
| 14.6 (10th) | TURNOVERS | 13.6 (8th) |
| 1.2 | AST-TO RATIO | 0.9 |

GUSTAVUS VS. ST. OLAF

GAME
11

Minnesota Intercollegiate Athletic Conf.
Saint Peter, Minn.
Gus Young Court (3,500)
Saturday, Jan. 4, 2020
1 p.m.

LIVE COVERAGE

ONLINE VIDEO: <https://portal.stretchinternet.com/gac/>
LIVE STATS: <https://portal.stretchinternet.com/gac/>
RADIO: AM 860 KNUJ - New Ulm, Minn.
PLAY-BY-PLAY: Tom Wheeler
TWITTER: @GustieAthletics

SERIES AT A GLANCE

OVERALL **Gustavus leads 97-60 (158th Meeting)**
Current Streak **GAC 1**
Last Meeting **1/23/19 (GAC 82-70)**

LAST GAME STARTERS



| 2 BENJI LUNDBERG SO • GUARD • 6-0 | 10 ISAAC DOUGLAS JR • GUARD • 6-1 | 11 LOGAN REZAC JR • WING • 6-3 | 4 NOLAN MALO SO • FORWARD • 6-6 | 32 JAKE GUSE SO • POST • 6-7 |
|--------------------------------------|--------------------------------------|-----------------------------------|------------------------------------|---------------------------------|
| MIN 29.2 | MIN 31.5 | MIN 31.4 | MIN 26.3 | MIN 24.6 |
| PPG 6.2 | PPG 10.1 | PPG 13.1 | PPG 11.3 | PPG 8.4 |
| FG% 41.7 | FG% 38.1 | FG% 40.5 | FG% 47.4 | FG% 49.2 |
| AST 3.7 | AST 3.9 | 3FG% 29.5 | AST 1.7 | BLK 2.4 |
| REB 3.6 | REB 2.5 | REB 5.5 | REB 4.1 | REB 6.2 |

MEDIA CONTACT

SPORTS INFORMATION DIRECTOR: CJ Siewert
SIEWERT@GUSTAVUS.EDU
OFFICE: (507) 933-7647 | CELL: (507) 779-4135

2019-20 GUSTAVUS MEN'S BASKETBALL

RADIO / BROADCAST ROSTER



2 BENJI LUNDBERG
SO • G • 6-0 • 180
Ellendale, Minn.



3 JORDAN SCHOMMER
FY • G • 6-0 • 160
Pequot Lakes, Minn.



4 NOLAN MALO
SO • F • 6-6 • 220
Owatonna, Minn.



5 PARKER JONES
FY • W • 6-3 • 200
Saint James, Minn.



10 ISAAC DOUGLAS
JR • G • 6-1 • 185
Montevideo, Minn.



11 MAC WILNER
SO • W • 6-3 • 185
Rushford, Minn.




12 MAC WILNER
SO • W • 6-3 • 185
Rushford, Minn.




15 KALEB FEAHN
JR • W • 6-3 • 175
Waseca, Minn.



20 ANDERS HEDSTROM
FY • W • 6-3 • 195
Alexandria, Minn.




22 MARTEN MOREM
SO • F • 6-6 • 200
Caledonia, Minn.



23 AUSTIN PUPPE
FY • F • 6-4 • 185
Monticello, Minn.



24 CJ WODA
JR • F • 6-4 • 195
Maple Grove, Minn.



30 JAMISON MILLER
FY • F • 6-6 • 200
Chicago, Ill.



32 JAKE GUSE
SO • P • 6-7 • 230
Waseca, Minn.



33 PETER LUNDQUIST
JR • P • 6-7 • 210
Rochester, Minn.



34 LEIF ENGEN
SR • P • 6-6 • 210
Moorhead, Minn.

PRONUNCIATION GUIDE

| | | |
|----|-------------|----------|
| 4 | Nolan Malo | May-low |
| 5 | Logan Rezac | RE-zak |
| 15 | Kaleb Feahn | FAYN |
| 24 | CJ Woda | Woah-duh |
| 32 | Jake Guse | GOO-zee |
| 40 | Leif Engen | LAYF |

NUMERICAL ROSTER

| No. | Name | Yr. | Pos. | Ht. | Hometown/High School |
|-----|-----------------|-----|------|-----|--|
| 2 | Benji Lundberg | So. | G | 6-0 | Ellendale, Minn./NRHEG |
| 3 | Jordan Schommer | Fy. | G | 6-0 | Pequot Lakes, Minn./Pequot Lakes |
| 4 | Nolan Malo | So. | F | 6-6 | Owatonna, Minn./Owatonna |
| 5 | Parker Jones | Fy. | W | 6-3 | St. James, Minn./St. James |
| 10 | Isaac Douglas | Jr. | G | 6-1 | Montevideo, Minn./Montevideo |
| 11 | Logan Rezac | Jr. | W | 6-3 | Andover, Minn./Andover |
| 12 | Mac Wilner | So. | W | 6-3 | Maple Grove, Minn./Maple Grove |
| 15 | Kaleb Feahn | Jr. | W | 6-4 | Waseca, Minn./Waseca |
| 20 | Anders Hedstrom | Fy. | W | 6-3 | Alexandria, Minn./Alexandria |
| 22 | Marten Morem | So. | F | 6-6 | Caledonia, Minn./Caledonia |
| 23 | Austin Puppe | Fy. | F | 6-4 | Monticello, Minn./Monticello |
| 24 | CJ Woda | Jr. | F | 6-4 | Maple Grove, Minn./Heritage Christian Academy |
| 30 | Jamison Miller | Fy. | F | 6-6 | Chicago, Ill./University of Chicago Lab School |
| 32 | Jake Guse | So. | P | 6-7 | Waseca, Minn./Waseca |
| 33 | Pete Lundquist | Jr. | F | 6-7 | Rochester, Minn./Rochester Mayo |
| 34 | Leif Engen | Sr. | P | 6-6 | Moorhead, Minn./Moorhead |

COACHING STAFF



MARK HANSON
Head Coach
30th Season



JUSTIN DEGROOD
Assistant Coach
Seventh Season



CHRIS VANDERHYDE
Assistant Coach
Third Season



JOSH LEE
Assistant Coach
Second Season

2019-20 GUSTAVUS MEN'S BASKETBALL GAME NOTES

SETTING THE SCENE

The Gustavus men's basketball team returns to conference play 1 p.m. Saturday at home against St. Olaf. The Gusties enter the contest 3-7 overall and 3-2 in the MIAC, while the Oles are 5-4 overall and 2-2 in the league.

THE SERIES

Saturday's game marks the 158th meeting between Gustavus and St. Olaf on the hardwood with the Gusties leading the all-time series 97-60. Last season the two teams split the series. The Oles won 68-66 on Dec. 12 in Northfield and the Gusties answered with an 82-70 win on Jan. 23 in Saint Peter.

SCOUTING THE GUSTIES

Gustavus wrapped up its non-conference schedule early this week in southern California, losing to Claremont-Mudd-Scripps and Pomona-Pitzer. Through 10 games, the Gusties average 74.2 points and shoot 44.8 percent from the field, both ranking sixth in the MIAC. They are the best blocking team in the conference, averaging 4.5 per game, thanks to Jake Guse's 2.4 average. The Gusties also distribute the ball well, averaging 16.8 assists per game, ranking second in the league. Logan Rezac leads the starting five with 13.1 points per game and averages 5.5 rebounds. Nolan Malo averages 11.3 points and 4.1 rebounds. Isaac Douglas puts up 10.1 points per game and has a team-high 39 assists. Kaleb Faehn has played just the last two games, averaging 14.5 points while shooting 62.5 percent from the floor.

LAST TIME OUT

The Gustavus men's basketball team wrapped up the 2019 calendar year Tuesday with a 110-91 loss at Pomona-Pitzer. The Gusties have completed their non-conference schedule and enter the rest of the MIAC slate 3-7 overall and 3-2 in the league.

Five Gusties reached double digit scoring with Kaleb Faehn (Jr., Waseca) leading the way with

16 points, including three made from beyond the arc. Jake Guse (So., Owatonna) (14), Isaac Douglas (Jr., Montevideo) (13), Marten Morem (So., Caledonia) (13), and Logan Rezac (Jr., Andover) (10) also reached double digits.

The Gusties and Sagehens traded baskets for a majority of the first before the home team closed out the half on a 13-2 run for a 52-41 lead at the break. Pomona Pitzer continued to slowly add to its lead in the second half, eventually gaining its largest lead of 23 (107-84) with 2:15 left in the game.

Gustavus shot well from the field, connecting at 54.4 percent, but allowed the Sagehens to convert at 63.4 percent. Pomona Pitzer won the glass, out-rebounding by a 33-28 margin. The Gusties also turned the ball over 15 times, resulting in 27 points for the Sagehens. The home team was strong from close range, outscoring the Gusties 64-36 in the paint.

SCOUTING THE OLES

After a 19-day break, St. Olaf hosted UW-Eau Claire on Monday, losing 76-70. Through nine games the Oles average 71.4 points and shoot 43.3 percent from the floor, both ranking eighth in the MIAC. They haul in 35.7 rebounds per game and average 6.7 steals. Nate Albers leads the offense with 16.3 points per game with a team-high 19 three-pointers made. Albers also averages a team-best 7.0 rebounds and has made 38-of-51 free throws. Noah Beck is next with 11.2 points and 5.8 rebounds per game.

2019-20 SEASON BY THE NUMBERS

Largest Victory

17; 76-59 vs. Concordia (12/14/19)

Largest Defeat

24; 90-66 at St. Thomas (12/7/19)

Largest Halftime Lead

15; 50-35 at Central (11/30/19)

Largest Halftime Deficit

30; 48-18 at St. Thomas (12/7/19)

Most Points In Game

88; vs. Hamline (12/4/19)

Fewest Points In Game

52; vs. Saint John's (12/11/19)

Most Points Allowed In Game

110; at Pomona-Pitzer (12/31/19)

Fewest Points Allowed In Game

66; 2x, most recent vs. vs. Saint John's (12/11/19)

Highest FG % In Game

54.4%; at Pomona-Pitzer (12/31/19)

Lowest FG % In Game

30.4%; vs. Saint John's (12/11/19)

Highest Opp. FG% In Game

63.4%; at Pomona-Pitzer (12/31/19)

Lowest Opp. FG% In Game

37.2%; vs. Hamline (12/4/19)

Most Points In First Half

50; at Central (11/30/19)

Most Points In Second Half

50; at Pomona-Pitzer (12/31/19)

Fewest Points In First Half

18; at St. Thomas (12/7/19)

Fewest Points In Second Half

27; at Central (11/30/19)

Most Points Allowed In First Half

52; at Pomona-Pitzer (12/31/19)

Most Points Allowed In Second Half

58; at Pomona-Pitzer (12/31/19)

Fewest Points Allowed In First Half

29; vs. Macalester (11/23/19)

Fewest Points Allowed In Second Half

23; vs. Concordia (12/14/19)

Highest FG% In A Half

59.4%; 2nd at St. Thomas (12/7/19)

Lowest FG% In A Half

29.0%; 1st vs. Saint John's (12/11/19)

Largest Lead

21; vs. Concordia (12/14/19)

Largest Lead On Road

18; at Central (11/30/19)

Largest Lead At Home

21; vs. Concordia (12/14/19)

Largest Blown Lead - Loss

18; at Central (11/30/19)

Largest Deficit

35; at St. Thomas (12/7/19)

Largest Deficit On Road

35; at St. Thomas (12/7/19)

Largest Deficit At Home

28; vs. Buena Vista (11/8/19)

Largest Comeback (trail in 2nd half)

1; vs. Hamline (12/4/19)

THE LAST TIME IT HAPPENED

Team

| | |
|---|--|
| Ranked in the Division III Top 5 | Mar. 17, 2003 (No. 3) |
| Ranked in the Division III Top 10 | Mar. 17, 2003 (No. 3) |
| Ranked in the Division III Top 25 | Mar. 21, 2005 (No. 22) |
| Defeated a Division III No. 1 Team | Never |
| Defeated a Division III Top 5 Team | Dec. 3, 2014 (Gustavus 68, No. 5 St. Thomas 65) |
| Defeated a Division III Top 10 Team | Dec. 3, 2014 (Gustavus 68, No. 5 St. Thomas 65) |
| Defeated a Division III Top 25 Team | Dec. 3, 2014 (Gustavus 68, No. 5 St. Thomas 65) |
| Defeated a Higher Ranked Team on the Road (when ranked) | Mar. 8, 2003 (No. 24 Gustavus 75, No. 8 UW-Stevens Point 62) |
| Defeated a Ranked Team on the Road (when unranked) | Never |
| Defeated a Higher Ranked Team at Neutral Site (when ranked) | Mar. 21, 2003 (No. 24 Gustavus 79, No. 4 Hampden-Sydney 68) |
| Defeated a Ranked Team at Neutral Site (when unranked) | Dec. 29, 2011 (Gustavus 66, No. 25 Transylvania 62) |
| Scored 100 Points in a Game | Feb. 7, 2018 (Gustavus 103, Macalester 59) |
| Allowed 100 Points in a Game | Dec. 31, 2019 (Gustavus 91, Pomona-Pitzer 110) |
| Held Opponent to Less than 50 Points | Jan. 19, 2015 (Gustavus 61, Macalester 43) |
| Held Opponent to Less than 40 Points | Jan. 11, 2014 (Gustavus 57, Carleton 39) |
| Held Opponent to Less than 20 Points in a half | Dec. 29, 2015 (SUNY Oneonta - 15 in first half) |
| Held Opponent to Less than 15 Points in a half | Dec. 5, 2018 (Macalester - 13 in first half) |
| Defeated a Team by 30 Points | Dec. 5, 2018 (Gustavus 87, Macalester 50) |
| Defeated a Team by 40 Points | Feb. 7, 2018 (Gustavus 103, Macalester 59) |
| Shot 65 Percent from the Field | Jan. 30, 2016 (.660 (35-53) vs. Macalester) |
| Shot 60 Percent from the Field | Jan. 8, 2018 (.603 (38-63) at Macalester) |
| Made 10 Three-pointers in a Game | Dec. 31, 2019 ((10-22) at Pomona-Pitzer) |
| Had 50 Rebounds in a Game | Feb. 8, 2012 (50 at St. Mary's) |
| Had 30 Assists in a Game | Nov. 26, 2005 (30 vs Bethany Lutheran) |
| Had 25 Assists in a Game | Jan. 3, 2011 (26 vs Hamline) |
| Had 15 Steals in a Game | Feb. 7, 2018 (17 vs Macalester) |
| Had 10 Steals in a Game | Nov. 8, 2019 (12 vs. Buena Vista) |
| Blocked 10 Shots in a Game | Dec. 29, 2019 (10 at Claremont-Mudd-Scripps) |
| Committed Fewer than 5 Turnovers | Dec. 11, 2019 (4 vs. Saint John's) |
| Forced 30 Turnovers | Nov. 17, 2001 (31 vs Luther) |
| Forced 25 Turnovers | Feb. 7, 2018 (27 vs. Macalester) |
| Had Six Players Score in Double Figures | Nov. 15, 2010 vs Buena Vista |
| Two Players with Double-Doubles in the Same Game | (Phil Wirtjes-21, Jim Hill-18, Dan Schmidt-knecht-13, Seth Anderson-12, Blake Shay-10, Paul Blacklock-10) Jan. 16, 2008 (Kane Sivesind-21 pts., 10 reb.; Trevor Wittwer- 21pts., 10 reb.) |
| Won a Game on a Last Shot | Feb. 5, 2018 (Riley Sharbono buzzer-beater to defeat Concordia 69-67) |

Overtime

| | |
|-------------------------------|--|
| Played an Overtime Game | Dec. 4, 2019 (Gustavus 88, Hamline 81 (OT)) |
| Played a Double Overtime Game | Jan. 21, 2017 (Gustavus 91, Macalester 95 (2OT)) |
| Played a Triple Overtime Game | Feb. 4, 1982 (Gustavus 82, St. Mary's 86 (3OT)) |
| Won an Overtime Game | Dec. 4, 2019 (Gustavus 88, Hamline 81 (OT)) |
| Lost an Overtime Game | Nov. 30, 2019 (Gustavus 79, Central 89 (OT)) |

Individual

| | |
|-------------------------------------|--|
| Triple-Double | Never |
| Double-Double (Pts-Ast) | Nov. 16, 2013 (Martin Feddersen - 10 pts., 11 ast., vs. Buena Vista) |
| Double-Double (Pts-Reb) | Nov. 30, 2019 (Jake Guse - 10 pts., 10 reb., at Central) |
| 40 or more Points in a Game | Nov. 15, 2011 (Seth Anderson - 45 vs. Buena Vista) |
| 35 Points in a Game | Feb. 6, 2016 (Gary Cooper - 39 at Concordia) |
| 30 Points in a Game | Jan. 21, 2017 (Riley Sharbono - 32 vs. Macalester) |
| 25 Points in a Game | Jan. 18, 2018 (Jason Faul - 25 at Macalester) |
| 25 Points in a Half | Dec. 7, 2011 (Seth Anderson - 26 in 1st half vs Augsburg) |
| 20 Points in a Half | Jan. 18, 2012 (Seth Anderson - 21 in 1st half vs Hamline) |
| 20 Rebounds in a Game | Jan. 12, 1998 (Luke Schmidt - 22 vs. Carleton) |
| 15 Rebounds in a Game | Feb. 8, 2012 (Paul Blacklock - 15 at Saint Mary's) |
| 15 Assists in a Game | Never |
| 10 Assists in a Game | Dec. 13, 2016 (Alec Koster - 10 vs. North Central) |
| Five Three-Pointers in a Game | Nov. 23, 2019 (Benji Lundberg - 5 vs. Macalester) |
| 15 Free Throws Made in a Game | Never |
| 10 Free Throws Made in a Game | Dec. 3, 2016 (Spencer Tollefson - 10 at Macalester) |
| Five Steals in a Game | Dec. 13, 2014 (Gary Cooper - 6 vs. Hamline) |
| Five Blocks in a Game | Dec. 29, 2019 (Jake Guse - 5 at Claremont-Mudd-Scripps) |
| 10 Blocks in a Game | Never |
| 20 Points and 10 Assists in a Game | Never |
| 20 Points and 10 Rebounds in a Game | Nov. 16, 2019 (Logan Rezac - 22 pts., 10 reb., at Northwestern-St. Paul) |
| Consecutive 30-Point Games | Jan. 18-21, 2012 (Seth Anderson - 30 vs Bethel; 36 vs Hamline) |
| Consecutive 20-Point Games | Nov. 16-23, 2019 (Logan Rezac - 22 at Northwestern; 24 vs. Macalester) |
| Three Straight 20-Point Games | Dec. 28, 2011-Jan. 4, 2012 (Seth Anderson -32 vs St. Mary's; 24 vs Transylvania; 22 vs Hardin-Simmons) |

HEAD COACH MARK HANSON



Mark Hanson is in his 30th season as the head coach of the Gustavus Adolphus men's basketball program for the 2019-20 season. During his time as head coach, Hanson has directed his teams to 11 NCAA Division III National Tournament appearances, including reaching the Final Four for the first time in school history and placing second in the nation during the 2002-03 season.

In the 2018-19 season, Hanson earned his 500th career victory with an 87-50 win at Macalester. Entering the 2019-20 season, Hanson is the 11th active NCAA Division III men's basketball coach to have reached 500 career victories.

Hanson, who has compiled a 508-278 overall record at Gustavus, including a 385-196 record in the MIAC, has won seven MIAC Championships, and has been named MIAC Coach of the Year eight times. He has helped guide Gustavus to the MIAC Playoffs 21 times, reaching the finals 14 years and winning the MIAC Playoff Championship on seven occasions. His teams have reached the Sweet 16 of the NCAA Tournament six times and the Elite Eight three times. Hanson has coached 31 players who have garnered 51 All-Conference honors, four MIAC Players of the Year, eight players who have received 13 all-region honors, and three All-Amer-

icans. In addition, Hanson has coached two Jostens' Award Finalists (Trevor Wittwer, 2008; Marc Newell, 1999), which recognizes the top Division III men's basketball player in the nation based on academics, athletics, and community involvement.

Hanson is a 1983 Gustavus graduate and the basketball program's all-time leading scorer with 1,774 points. He was a two-time NAIA All-America and GTE Academic All-America selection, a three-time Gustie MVP and a four-time All-MIAC selection.

A long-time outdoor enthusiast, Hanson earned his master's degree in experiential education at Mankato State University and teaches outdoor education classes in the health and exercise science department. He is also the outdoor program director at the college.

Hanson, a native of Dodge Center, Minnesota, lives in St. Peter and has two children, Hans and Annika.

Gustavus Under Head Coach Mark Hanson

| Year | Overall | MIAC | Conf. Finish |
|---------------|----------------|----------------|----------------------|
| 1990-91 | 19-8 | 17-3 | Co-Champion |
| 1991-92 | 22-7 | 15-5 | Co-Champion |
| 1992-93 | 12-12 | 10-10 | Tie-5th |
| 1993-94 | 14-10 | 12-8 | 5th |
| 1994-95 | 14-11 | 12-8 | Tie-4th |
| 1995-96 | 24-5 | 18-2 | Champion |
| 1996-97 | 21-7 | 16-4 | Champion |
| 1997-98 | 26-4 | 17-3 | 2nd |
| 1998-99 | 24-6 | 17-3 | 2nd |
| 1999-00 | 14-10 | 12-8 | 5th |
| 2000-01 | 22-6 | 16-4 | 2nd |
| 2001-02 | 24-5 | 17-3 | 2nd |
| 2002-03 | 26-7 | 15-5 | 2nd |
| 2003-04 | 22-6 | 18-2 | Champion |
| 2004-05 | 22-6 | 18-2 | Champion |
| 2005-06 | 19-8 | 13-7 | 4th |
| 2006-07 | 14-13 | 11-9 | 4th |
| 2007-08 | 19-8 | 14-6 | 2nd |
| 2008-09 | 13-14 | 11-9 | 6th |
| 2009-10 | 16-11 | 13-7 | Tie-2nd |
| 2010-11 | 15-13 | 11-9 | 5th |
| 2011-12 | 20-8 | 16-4 | Co-Champion |
| 2012-13 | 13-10 | 11-8 | Tie-5th |
| 2013-14 | 17-9 | 13-7 | Tie-4th |
| 2014-15 | 16-11 | 11-9 | 6th |
| 2015-16 | 12-13 | 9-11 | 8th |
| 2016-17 | 5-20 | 5-15 | 9th |
| 2017-18 | 12-13 | 10-10 | 7th |
| 2018-19 | 11-15 | 8-12 | 6th |
| 2019-20 | 3-7 | 3-2 | |
| Totals | 511-285 | 388-198 | 7 MIAC Titles |

COACH HANSON AT A GLANCE

Hometown

Dodge Center, Minnesota

Education

Bachelor's Degree: Environmental Studies (Gustavus Adolphus '83)

Master's Degree: Experiential Education (Minnesota State, Mankato '87)

Family

Children: Hans and Annika

Coaching

1986-1990 – Assistant Coach, Gustavus

1990-Present – Head Coach, Gustavus

Years Coaching At Gustavus: 34

All-time Record: 511-285

All-time MIAC Record: 388-198

MIAC Titles: 7

MIAC Playoff Titles: 7

NCAA Tournaments: 11

Sweet Sixteens: 6

Elite Eights: 3

Final Fours: 1

Most Wins In A Season: 26 (2x)

Fewest Wins In A Season: 5

*All-time winningest coach in Gustavus men's basketball history.

2019-20 OVERALL STATS

2019-20 Golden Gustie Basketball Gustavus Adolphus Combined Team Statistics (as of Jan 03, 2020) All games

| RECORD: | OVERALL | HOME | AWAY | NEUTRAL |
|----------------|---------|------|------|---------|
| ALL GAMES | 3-7 | 3-2 | 0-5 | 0-0 |
| CONFERENCE | 3-2 | 3-1 | 0-1 | 0-0 |
| NON-CONFERENCE | 0-5 | 0-1 | 0-4 | 0-0 |

| # | Player | gp-gs | min | avg | Total | | 3-Point | | F-Throw | | Rebounds | | | | | pts | avg | | | | | |
|----------------|-----------------|-------|------|------|---------|-------|---------|------|---------|-------|----------|-----|-----|------|-----|-----|-----|-----|----|----|-----|------|
| | | | | | fg-fga | fg% | 3fg-fga | 3fg% | ft-fa | ft% | off | def | tot | avg | pf | | | dq | a | to | blk | stl |
| 15 | Feahn,Kaleb | 2-0 | 45 | 22.5 | 10-16 | .625 | 6-7 | .857 | 3-4 | .750 | 1 | 3 | 4 | 2.0 | 3 | 0 | 5 | 2 | 2 | 0 | 29 | 14.5 |
| 11 | Rezac,Logan | 10-10 | 314 | 31.4 | 47-116 | .405 | 13-44 | .295 | 24-37 | .649 | 9 | 46 | 55 | 5.5 | 18 | 0 | 23 | 30 | 1 | 9 | 131 | 13.1 |
| 04 | Malo,Nolan | 10-10 | 263 | 26.3 | 45-95 | .474 | 16-41 | .390 | 7-15 | .467 | 14 | 27 | 41 | 4.1 | 23 | 2 | 17 | 15 | 2 | 4 | 113 | 11.3 |
| 10 | Douglas,Isaac | 10-10 | 315 | 31.5 | 37-97 | .381 | 21-63 | .333 | 6-7 | .857 | 5 | 20 | 25 | 2.5 | 19 | 1 | 39 | 16 | 0 | 11 | 101 | 10.1 |
| 32 | Guse,Jake | 10-10 | 246 | 24.6 | 30-61 | .492 | 0-0 | .000 | 24-36 | .667 | 16 | 46 | 62 | 6.2 | 19 | 0 | 21 | 18 | 24 | 4 | 84 | 8.4 |
| 33 | Lundquist,Peter | 10-0 | 127 | 12.7 | 28-55 | .509 | 10-21 | .476 | 9-13 | .692 | 7 | 13 | 20 | 2.0 | 23 | 2 | 6 | 10 | 8 | 4 | 75 | 7.5 |
| 22 | Morem,Marten | 10-0 | 178 | 17.8 | 30-72 | .417 | 7-26 | .269 | 7-8 | .875 | 4 | 21 | 25 | 2.5 | 13 | 0 | 7 | 15 | 7 | 1 | 74 | 7.4 |
| 02 | Benji Lundberg | 10-10 | 292 | 29.2 | 25-60 | .417 | 8-24 | .333 | 4-4 | 1.000 | 4 | 32 | 36 | 3.6 | 15 | 0 | 37 | 18 | 1 | 6 | 62 | 6.2 |
| 24 | Woda,CJ | 10-0 | 190 | 19.0 | 20-38 | .526 | 1-4 | .250 | 13-21 | .619 | 16 | 26 | 42 | 4.2 | 26 | 1 | 9 | 13 | 0 | 9 | 54 | 5.4 |
| 03 | Schommer,Jordan | 8-0 | 43 | 5.4 | 4-6 | .667 | 2-4 | .500 | 1-2 | .500 | 0 | 1 | 1 | 0.1 | 1 | 0 | 1 | 2 | 0 | 2 | 11 | 1.4 |
| 34 | Engen,Leif | 5-0 | 13 | 2.6 | 3-6 | .500 | 0-0 | .000 | 0-2 | .000 | 0 | 3 | 3 | 0.6 | 1 | 0 | 1 | 3 | 0 | 0 | 6 | 1.2 |
| 05 | Jones,Parker | 4-0 | 7 | 1.8 | 1-1 | 1.000 | 0-0 | .000 | 0-0 | .000 | 0 | 1 | 1 | 0.3 | 1 | 0 | 0 | 1 | 0 | 0 | 2 | 0.5 |
| 12 | Wilner,Mac | 3-0 | 6 | 2.0 | 0-1 | .000 | 0-1 | .000 | 0-0 | .000 | 0 | 2 | 2 | 0.7 | 0 | 0 | 1 | 0 | 0 | 0 | 0 | 0.0 |
| 30 | Miller,Jamison | 1-0 | 2 | 2.0 | 0-0 | .000 | 0-0 | .000 | 0-0 | .000 | 0 | 0 | 0 | 0.0 | 0 | 0 | 0 | 0 | 0 | 0 | 0 | 0.0 |
| 20 | Hedstrom,Anders | 4-0 | 9 | 2.3 | 0-1 | .000 | 0-1 | .000 | 0-0 | .000 | 2 | 1 | 3 | 0.8 | 0 | 0 | 1 | 0 | 0 | 0 | 0 | 0.0 |
| Team | | | | | | | | | | | 7 | 8 | 15 | | | | 3 | | | | | |
| Total..... | | 10 | 2050 | | 280-625 | .448 | 84-236 | .356 | 98-149 | .658 | 85 | 250 | 335 | 33.5 | 162 | 6 | 168 | 146 | 45 | 50 | 742 | 74.2 |
| Opponents..... | | 10 | 2049 | | 313-669 | .468 | 66-193 | .342 | 125-166 | .753 | 98 | 266 | 364 | 36.4 | 146 | - | 155 | 105 | 23 | 83 | 817 | 81.7 |

| TEAM STATISTICS | GACM | OPP | Date | Opponent | Score | Att. |
|------------------------|---------|---------|------------|--------------------------|-----------|------|
| SCORING | 742 | 817 | 11/08/19 | BUENA VISTA | L 73-96 | 673 |
| Points per game | 74.2 | 81.7 | 11/16/19 | at Northwestern-St. Paul | L 71-83 | 321 |
| Scoring margin | -7.5 | - | * 11/23/19 | MACALESTER | W 79-66 | 273 |
| FIELD GOALS-ATT | 280-625 | 313-669 | N 11/30/19 | at Central | Lot 79-89 | 175 |
| Field goal pct | .448 | .468 | * 12/04/19 | HAMLIN | Wot 88-81 | 528 |
| 3 POINT FG-ATT | 84-236 | 66-193 | * 12/07/19 | at St. Thomas (MN) | L 66-90 | 693 |
| 3-point FG pct | .356 | .342 | * 12/11/19 | SAINT JOHN'S (MN) | L 52-66 | 721 |
| 3-pt FG made per game | 8.4 | 6.6 | * 12/14/19 | CONCORDIA-M'HEAD | W 76-59 | 383 |
| FREE THROWS-ATT | 98-149 | 125-166 | 12/29/19 | at ClaremontMuddScripps | L 67-77 | 116 |
| Free throw pct | .658 | .753 | 12/31/19 | at Pomona-Pitzer | L 91-110 | 216 |
| F-Throws made per game | 9.8 | 12.5 | | | | |
| REBOUNDS | 335 | 364 | | | | |
| Rebounds per game | 33.5 | 36.4 | | | | |
| Rebounding margin | -2.9 | - | | | | |
| ASSISTS | 168 | 155 | | | | |
| Assists per game | 16.8 | 15.5 | | | | |
| TURNOVERS | 146 | 105 | | | | |
| Turnovers per game | 14.6 | 10.5 | | | | |
| Turnover margin | -4.1 | - | | | | |
| Assist/turnover ratio | 1.2 | 1.5 | | | | |
| STEALS | 50 | 83 | | | | |
| Steals per game | 5.0 | 8.3 | | | | |
| BLOCKS | 45 | 23 | | | | |
| Blocks per game | 4.5 | 2.3 | | | | |
| ATTENDANCE | 2578 | 1521 | | | | |
| Home games-Avg/Game | 5-516 | 5-304 | | | | |
| Neutral site-Avg/Game | - | 0-0 | | | | |

* - Conference game

| Score by Periods | 1st | 2nd | OT | Totals |
|-------------------|-----|-----|----|--------|
| Gustavus Adolphus | 351 | 372 | 19 | 742 |
| Opponents | 395 | 400 | 22 | 817 |

2019-20 GAME-BY-GAME BOX SCORES

GAME 1

Official Basketball Box Score -- Game Totals -- Final Statistics
Buena Vista vs Gustavus Adolphus
11/08/19 7:00 pm at

Buena Vista 96 • 1-0,0-0 American

| # | Player | Total | | | 3-Ptr | | | Rebounds | | | PF | TP | A | TO | Blk | Stl | Min |
|--------|-----------------|-------|-------|-------|-------|-----|----|----------|----|----|----|----|---|----|-----|-----|-----|
| | | FG | FGA | FT | FTA | Off | De | Tot | | | | | | | | | |
| 42 | Noah Schmitt | f | 2-2 | 1-1 | 0-0 | 2 | 1 | 3 | 4 | 5 | 4 | 0 | 1 | 0 | 14 | | |
| 04 | Michael Demers | g | 6-10 | 4-7 | 2-2 | 1 | 2 | 3 | 2 | 18 | 2 | 3 | 0 | 4 | 25 | | |
| 05 | Dominic Sesma | g | 4-11 | 0-4 | 5-5 | 1 | 2 | 3 | 4 | 13 | 1 | 5 | 0 | 2 | 27 | | |
| 11 | Lincoln Rock | g | 2-7 | 0-1 | 0-0 | 6 | 4 | 10 | 2 | 4 | 3 | 0 | 0 | 2 | 27 | | |
| 24 | Tim Jeffries | g | 8-10 | 1-1 | 3-4 | 0 | 3 | 3 | 4 | 20 | 2 | 1 | 0 | 0 | 22 | | |
| 01 | Garrett Sittner | g | 2-4 | 1-3 | 0-0 | 0 | 1 | 1 | 0 | 5 | 0 | 0 | 0 | 1 | 12 | | |
| 02 | Joe Lind | g | 0-3 | 0-2 | 0-0 | 1 | 1 | 2 | 0 | 0 | 2 | 0 | 0 | 1 | 10 | | |
| 10 | DJ McNeal | g | 4-10 | 0-3 | 3-4 | 0 | 1 | 1 | 3 | 11 | 1 | 3 | 0 | 1 | 22 | | |
| 15 | Alex Rogers Jr. | g | 1-1 | 0-0 | 0-0 | 0 | 0 | 0 | 0 | 2 | 0 | 0 | 0 | 0 | 3 | | |
| 22 | Brendan Gary | g | 3-3 | 1-1 | 2-6 | 1 | 4 | 5 | 1 | 9 | 0 | 0 | 0 | 1 | 17 | | |
| 25 | Jacob Privia | g | 3-8 | 3-7 | 0-0 | 0 | 3 | 3 | 2 | 9 | 2 | 1 | 1 | 0 | 21 | | |
| Team | | | | | | 0 | 0 | 0 | | | | | | | | | |
| Totals | | | 35-69 | 11-30 | 15-21 | 12 | 22 | 34 | 22 | 96 | 17 | 13 | 2 | 12 | 200 | | |

FG % 1st Half: 14-32 43.8% 2nd half: 21-37 56.8% Game: 35-69 50.7%
 3FG % 1st Half: 5-17 29.4% 2nd half: 6-13 46.2% Game: 11-30 36.7%
 FT % 1st Half: 9-13 69.2% 2nd half: 6-8 75.0% Game: 15-21 71.4%

Gustavus Adolphus 73 • 0-1,0-0 MIAC

| # | Player | Total | | | 3-Ptr | | | Rebounds | | | PF | TP | A | TO | Blk | Stl | Min |
|--------|-----------------|-------|-------|------|-------|-----|----|----------|----|----|----|----|---|----|-----|-----|-----|
| | | FG | FGA | FT | FTA | Off | De | Tot | | | | | | | | | |
| 04 | Malo,Nolan | f | 2-5 | 0-2 | 3-4 | 2 | 1 | 3 | 4 | 7 | 2 | 3 | 0 | 0 | 20 | | |
| 32 | Guse,Jake | c | 4-9 | 0-0 | 1-3 | 4 | 4 | 8 | 1 | 9 | 1 | 2 | 0 | 0 | 25 | | |
| 02 | Benji Lundberg | g | 2-3 | 0-0 | 0-0 | 0 | 3 | 3 | 3 | 4 | 1 | 2 | 1 | 0 | 30 | | |
| 10 | Douglas,Isaac | g | 5-11 | 3-6 | 0-0 | 1 | 3 | 4 | 2 | 13 | 4 | 5 | 0 | 1 | 34 | | |
| 11 | Rezac,Logan | g | 6-12 | 0-2 | 1-4 | 2 | 2 | 4 | 2 | 13 | 1 | 5 | 0 | 0 | 26 | | |
| 05 | Jones,Parker | g | 0-0 | 0-0 | 0-0 | 0 | 0 | 0 | 1 | 0 | 0 | 1 | 0 | 0 | 2 | | |
| 12 | Wilner,Mac | g | 0-0 | 0-0 | 0-0 | 0 | 1 | 1 | 0 | 0 | 0 | 0 | 0 | 0 | 2 | | |
| 20 | Hedstrom,Anders | g | 0-0 | 0-0 | 0-0 | 0 | 0 | 0 | 0 | 0 | 0 | 0 | 0 | 0 | 2 | | |
| 22 | Morem,Marten | g | 3-7 | 3-6 | 0-0 | 0 | 1 | 1 | 1 | 9 | 2 | 1 | 1 | 0 | 22 | | |
| 24 | Woda,CJ | g | 1-2 | 0-0 | 7-8 | 1 | 2 | 3 | 3 | 9 | 3 | 0 | 0 | 3 | 19 | | |
| 30 | Miller,Jamison | g | 0-0 | 0-0 | 0-0 | 0 | 0 | 0 | 0 | 0 | 0 | 0 | 0 | 0 | 2 | | |
| 33 | Lundquist,Peter | g | 1-6 | 1-3 | 2-4 | 1 | 1 | 2 | 2 | 5 | 2 | 2 | 2 | 1 | 14 | | |
| 34 | Engen,Leif | g | 2-2 | 0-0 | 0-0 | 0 | 1 | 1 | 0 | 4 | 0 | 1 | 0 | 0 | 2 | | |
| Team | | | | | | 0 | 0 | 0 | | | | | | | | | |
| Totals | | | 26-57 | 7-19 | 14-23 | 11 | 19 | 30 | 19 | 73 | 16 | 22 | 4 | 5 | 200 | | |

FG % 1st Half: 15-34 44.1% 2nd half: 11-23 47.8% Game: 26-57 45.6%
 3FG % 1st Half: 5-17 29.4% 2nd half: 5-10 50.0% Game: 7-19 36.8%
 FT % 1st Half: 4-5 80.0% 2nd half: 10-18 55.6% Game: 14-23 60.9%

Officials: Technical fouls: Buena Vista-None. Gustavus Adolphus-None.
 Attendance: 673
 2019-20 Men's Basketball. Round: 0. Buena Vista vs Gust. Adolphus. Played at G

| Score by periods | 1st | 2nd | Total |
|-------------------|-----|-----|-------|
| Buena Vista | 42 | 54 | 96 |
| Gustavus Adolphus | 36 | 37 | 73 |

GAME 2

Official Basketball Box Score -- Game Totals -- Final Statistics
Gustavus Adolphus vs Northwestern-St. Paul
11/16/19 3:00 pm at

Gustavus Adolphus 71 • 0-2,0-0 MIAC

| # | Player | Total | | | 3-Ptr | | | Rebounds | | | PF | TP | A | TO | Blk | Stl | Min |
|--------|-----------------|-------|-------|------|-------|-----|----|----------|----|----|----|----|---|----|-----|-----|-----|
| | | FG | FGA | FT | FTA | Off | De | Tot | | | | | | | | | |
| 04 | Malo,Nolan | f | 9-18 | 1-5 | 0-0 | 4 | 3 | 7 | 1 | 19 | 3 | 3 | 0 | 0 | 27 | | |
| 32 | Guse,Jake | c | 3-6 | 0-0 | 1-2 | 0 | 4 | 4 | 2 | 7 | 4 | 0 | 0 | 0 | 21 | | |
| 02 | Benji Lundberg | g | 0-5 | 0-3 | 0-0 | 0 | 3 | 3 | 0 | 0 | 0 | 2 | 0 | 0 | 25 | | |
| 10 | Douglas,Isaac | g | 2-9 | 0-5 | 0-0 | 1 | 2 | 3 | 5 | 4 | 3 | 0 | 0 | 2 | 30 | | |
| 11 | Rezac,Logan | g | 9-15 | 4-8 | 0-0 | 1 | 9 | 10 | 1 | 22 | 3 | 4 | 1 | 1 | 34 | | |
| 03 | Schommer,Jordan | g | 0-0 | 0-0 | 0-0 | 0 | 0 | 0 | 0 | 0 | 0 | 0 | 0 | 0 | 3 | | |
| 22 | Morem,Marten | g | 2-8 | 1-4 | 1-2 | 2 | 2 | 4 | 1 | 6 | 1 | 3 | 0 | 0 | 18 | | |
| 24 | Woda,CJ | g | 4-7 | 0-2 | 0-2 | 3 | 1 | 4 | 2 | 8 | 0 | 1 | 0 | 1 | 28 | | |
| 33 | Lundquist,Peter | g | 2-3 | 1-2 | 0-0 | 3 | 1 | 4 | 2 | 5 | 1 | 0 | 0 | 0 | 14 | | |
| Team | | | | | | 0 | 0 | 0 | | | | | | | | | |
| Totals | | | 31-71 | 7-29 | 2-6 | 14 | 25 | 39 | 14 | 71 | 15 | 14 | 1 | 4 | 200 | | |

FG % 1st Half: 12-32 37.5% 2nd half: 19-39 48.7% Game: 31-71 43.7%
 3FG % 1st Half: 3-15 20.0% 2nd half: 4-14 28.6% Game: 7-29 24.1%
 FT % 1st Half: 1-4 25.0% 2nd half: 1-2 50.0% Game: 2-6 33.3%

Northwestern-St. Paul 83 • 3-1,0-0 UMAC

| # | Player | Total | | | 3-Ptr | | | Rebounds | | | PF | TP | A | TO | Blk | Stl | Min |
|--------|------------------|-------|-------|------|-------|-----|----|----------|---|----|----|----|---|----|-----|-----|-----|
| | | FG | FGA | FT | FTA | Off | De | Tot | | | | | | | | | |
| 20 | Owen Boerema | f | 1-3 | 0-1 | 1-2 | 2 | 4 | 6 | 2 | 3 | 3 | 2 | 0 | 0 | 27 | | |
| 24 | Solomon Bach | f | 5-9 | 1-3 | 0-0 | 0 | 5 | 5 | 3 | 11 | 0 | 0 | 1 | 0 | 27 | | |
| 02 | Michael Moore | g | 7-15 | 2-4 | 3-4 | 1 | 2 | 3 | 0 | 19 | 11 | 2 | 0 | 3 | 39 | | |
| 21 | Noah Alm | g | 8-15 | 1-4 | 2-2 | 0 | 2 | 2 | 0 | 19 | 1 | 1 | 0 | 2 | 33 | | |
| 22 | Tanner Youngberg | g | 7-12 | 1-2 | 4-4 | 1 | 4 | 5 | 0 | 19 | 2 | 0 | 0 | 2 | 36 | | |
| 10 | Kyle Kaemingk | g | 2-4 | 0-0 | 1-1 | 1 | 3 | 4 | 1 | 5 | 0 | 1 | 0 | 0 | 16 | | |
| 13 | Caleb Waldeck | g | 1-1 | 0-0 | 0-0 | 0 | 1 | 1 | 0 | 2 | 1 | 0 | 0 | 0 | 8 | | |
| 31 | Reegan Nelson | g | 1-1 | 1-1 | 0-0 | 0 | 0 | 0 | 0 | 3 | 0 | 0 | 0 | 0 | 5 | | |
| 32 | Jaron Zwagerman | g | 1-4 | 0-2 | 0-0 | 0 | 4 | 4 | 2 | 2 | 0 | 0 | 0 | 0 | 9 | | |
| Team | | | | | | 0 | 0 | 0 | | | | | | | | | |
| Totals | | | 33-64 | 6-17 | 11-13 | 5 | 25 | 30 | 8 | 83 | 18 | 7 | 1 | 7 | 200 | | |

FG % 1st Half: 16-33 48.5% 2nd half: 17-31 54.8% Game: 33-64 51.6%
 3FG % 1st Half: 2-8 25.0% 2nd half: 4-9 44.4% Game: 6-17 35.3%
 FT % 1st Half: 3-4 75.0% 2nd half: 8-9 88.9% Game: 11-13 84.6%

Officials: Kelly Anlauf,Nate Moeller,John Yorkovitch
 Technical fouls: Gustavus Adolphus-None. Northwestern-St. Paul-None.
 Attendance: 321
 2019-20 Men's Basketball. Round: 0. Gust. Adolphus vs Northwestern-St. Paul. P

| Score by periods | 1st | 2nd | Total |
|-----------------------|-----|-----|-------|
| Gustavus Adolphus | 28 | 43 | 71 |
| Northwestern-St. Paul | 37 | 46 | 83 |

GAME 3

Official Basketball Box Score -- Game Totals -- Final Statistics
Macalester vs Gustavus Adolphus
11/23/19 1:00 pm at

Macalester 66 • 3-3,0-1 MIAC

| # | Player | Total | | | 3-Ptr | | | Rebounds | | | PF | TP | A | TO | Blk | Stl | Min |
|--------|----------------------|-------|-------|------|-------|-----|----|----------|----|----|----|----|---|----|-----|-----|-----|
| | | FG | FGA | FT | FTA | Off | De | Tot | | | | | | | | | |
| 42 | Jackson Henningfield | f | 5-16 | 0-5 | 2-2 | 1 | 10 | 11 | 1 | 12 | 2 | 1 | 0 | 0 | 37 | | |
| 34 | Shane Anderson | c | 6-13 | 0-0 | 1-2 | 1 | 4 | 5 | 3 | 13 | 1 | 0 | 1 | 1 | 34 | | |
| 05 | Eric Sathy | g | 4-8 | 1-1 | 5-5 | 0 | 5 | 5 | 1 | 14 | 1 | 0 | 1 | 0 | 37 | | |
| 11 | Tyler McFarland | g | 0-6 | 0-3 | 1-2 | 0 | 3 | 3 | 0 | 1 | 0 | 1 | 0 | 0 | 11 | | |
| 13 | Gabriel Ramos | g | 6-13 | 2-5 | 0-0 | 0 | 4 | 4 | 3 | 14 | 5 | 3 | 0 | 0 | 37 | | |
| 12 | Nikhil Smith | g | 3-4 | 1-2 | 1-1 | 0 | 0 | 0 | 2 | 8 | 2 | 3 | 0 | 2 | 24 | | |
| 20 | Mike Babb | g | 0-0 | 0-0 | 0-0 | 0 | 0 | 0 | 0 | 2 | 0 | 0 | 0 | 0 | 10 | | |
| 32 | Nathan Davies | g | 1-1 | 1-1 | 1-1 | 0 | 2 | 2 | 1 | 4 | 0 | 1 | 0 | 0 | 10 | | |
| Team | | | | | | 0 | 0 | 0 | | | | | | | | | |
| Totals | | | 25-61 | 5-17 | 11-13 | 2 | 28 | 30 | 13 | 66 | 11 | 9 | 2 | 3 | 200 | | |

FG % 1st Half: 12-31 38.7% 2nd half: 13-30 43.3% Game: 25-61 41.0%
 3FG % 1st Half: 2-7 28.6% 2nd half: 3-10 30.0% Game: 5-17 29.4%
 FT % 1st Half: 3-4 75.0% 2nd half: 8-9 88.9% Game: 11-13 84.6%

Gustavus Adolphus 79 • 1-2,1-0 MIAC

| # | Player | Total | | | 3-Ptr | | | Rebounds | | | PF | TP | A | TO | Blk | Stl | Min |
|----|-----------------|-------|------|-----|-------|-----|----|----------|---|----|----|----|---|----|-----|-----|-----|
| | | FG | FGA | FT | FTA | Off | De | Tot | | | | | | | | | |
| 04 | Malo,Nolan | f | 3-9 | 2-5 | 1-2 | 2 | 1 | 3 | 1 | 9 | 2 | 0 | 0 | 3 | 33 | | |
| 32 | Guse,Jake | c | 2-4 | 0-0 | 3-3 | 0 | 6 | 6 | 2 | 7 | 2 | 2 | 3 | 0 | 23 | | |
| 02 | Benji Lundberg | g | 8-12 | 5-6 | 2-2 | 0 | 5 | 5 | 1 | 23 | 7 | 1 | 0 | 1 | 35 | | |
| 10 | Douglas,Isaac | g | 2-9 | 2-7 | 0-0 | 1 | 2 | 0 | 6 | 4 | 0 | 0 | 0 | 0 | 33 | | |
| 11 | Rezac,Logan | g | 8-15 | 3-8 | 5-8 | 1 | 4 | 5 | 3 | 24 | 1 | 4 | 0 | 1 | 35 | | |
| 03 | Schommer,Jordan | g | 0-0 | 0-0 | 0-0 | 0 | 0 | 0 | 0 | 0 | 0 | 0 | 0 | 0 | 3 | | |
| 22 | Morem,Marten | g | 1-6 | 0-3 | 1-1 | 0 | 1 | 1 | 2 | 3 | 0 | 0 | 0 | 1 | 11 | | |
| 24 | Woda,CJ | g | 1-2 | 0-0 | 0-0 | 1 | 4 | | | | | | | | | | |

2019-20 GAME-BY-GAME BOX SCORES

GAME 5

Official Basketball Box Score -- Game Totals -- Final Statistics
Hamline vs Gustavus Adolphus
12/04/19 7:00 pm at

Hamline 81 • 1-4,0-3 MIAC

| # | Player | Total | | | 3-Ptr | | | Rebounds | | | PF | TP | A | TO | Blk | Stl | Min |
|--------|-------------------|--------|--------|--------|-------|----|-----|----------|----|-----|----|----|---|----|-----|-----|-----|
| | | FG-FGA | FG-FGA | FT-FTA | Off | De | Tot | Off | De | Tot | | | | | | | |
| 34 | Michael Dillon | f | 4-12 | 2-6 | 7-7 | 5 | 10 | 15 | 2 | 17 | 1 | 2 | 0 | 2 | 36 | | |
| 42 | Andrew Jackson | f | 1-6 | 0-0 | 0-0 | 2 | 2 | 4 | 3 | 2 | 0 | 2 | 1 | 0 | 10 | | |
| 03 | Luke Siwek | g | 1-5 | 0-0 | 1-2 | 0 | 1 | 1 | 3 | 3 | 2 | 0 | 2 | 0 | 27 | | |
| 05 | Trey Prince | g | 3-9 | 0-4 | 0-0 | 2 | 2 | 4 | 2 | 6 | 1 | 3 | 0 | 0 | 24 | | |
| 21 | Lucas Berg | g | 5-10 | 0-3 | 2-2 | 0 | 2 | 2 | 4 | 12 | 2 | 0 | 0 | 3 | 35 | | |
| 11 | Addison Ostendorf | g | 5-10 | 0-1 | 0-1 | 0 | 1 | 1 | 0 | 10 | 4 | 2 | 0 | 0 | 24 | | |
| 12 | Jake Veldman | g | 2-9 | 1-5 | 0-0 | 0 | 1 | 1 | 1 | 5 | 0 | 0 | 0 | 1 | 18 | | |
| 20 | Max Gertsner | g | 0-0 | 0-0 | 0-0 | 0 | 0 | 0 | 0 | 0 | 0 | 0 | 0 | 0 | 2 | | |
| 23 | Conner Krenos | g | 0-1 | 0-1 | 0-0 | 0 | 0 | 0 | 1 | 0 | 0 | 0 | 0 | 1 | 3 | | |
| 25 | Jordan Litwiller | g | 3-5 | 1-2 | 0-0 | 0 | 2 | 2 | 0 | 7 | 0 | 0 | 0 | 0 | 9 | | |
| 30 | Cooper Berg | g | 5-10 | 4-9 | 5-7 | 2 | 3 | 5 | 1 | 19 | 3 | 2 | 0 | 0 | 31 | | |
| 33 | Marshall Holland | g | 0-1 | 0-1 | 0-0 | 0 | 1 | 1 | 0 | 1 | 0 | 0 | 0 | 0 | 6 | | |
| Team | | | | | | 0 | 0 | 0 | | | | | | | | | |
| Totals | | | 29-78 | 8-32 | 15-19 | 11 | 25 | 36 | 18 | 81 | 14 | 13 | 1 | 9 | 225 | | |

FG % 1st Half: 15-34 44.1% 2nd half: 11-33 33.3% OT: 3-11 27.3% Game: 29-78 37.2% Deadball Rebounds 3,6
 3FG % 1st Half: 4-14 28.6% 2nd half: 4-12 33.3% OT: 0-6 0.0% Game: 8-32 25.0%
 FT % 1st Half: 4-7 57.1% 2nd half: 7-8 87.5% OT: 4-4 100.0% Game: 15-19 78.9%

Gustavus Adolphus 88 • 2-3,2-0 MIAC

| # | Player | Total | | | 3-Ptr | | | Rebounds | | | PF | TP | A | TO | Blk | Stl | Min |
|--------|-----------------|--------|--------|--------|-------|----|-----|----------|----|-----|----|----|---|----|-----|-----|-----|
| | | FG-FGA | FG-FGA | FT-FTA | Off | De | Tot | Off | De | Tot | | | | | | | |
| 04 | Malo,Nolan | f | 9-17 | 4-8 | 0-3 | 0 | 5 | 5 | 1 | 22 | 3 | 1 | 0 | 0 | 33 | | |
| 32 | Guse,Jake | c | 3-6 | 0-0 | 2-2 | 2 | 5 | 7 | 2 | 8 | 3 | 2 | 4 | 0 | 30 | | |
| 02 | Lundberg,Benji | g | 4-5 | 0-0 | 0-0 | 2 | 7 | 9 | 4 | 8 | 7 | 3 | 0 | 1 | 35 | | |
| 10 | Douglas,Isaac | g | 5-15 | 3-10 | 2-2 | 2 | 2 | 4 | 0 | 15 | 7 | 2 | 0 | 0 | 40 | | |
| 11 | Rezac,Logan | g | 1-5 | 0-0 | 6-10 | 0 | 6 | 6 | 2 | 8 | 0 | 5 | 0 | 3 | 30 | | |
| 03 | Schommer,Jordan | g | 0-0 | 0-0 | 0-0 | 0 | 0 | 0 | 0 | 0 | 0 | 0 | 0 | 1 | 5 | | |
| 22 | Morem,Marten | g | 6-11 | 1-2 | 0-0 | 1 | 2 | 3 | 2 | 13 | 0 | 0 | 0 | 0 | 17 | | |
| 24 | Woda,CJ | g | 3-7 | 0-0 | 0-0 | 2 | 4 | 6 | 3 | 6 | 1 | 0 | 0 | 1 | 22 | | |
| 33 | Lundquist,Peter | g | 2-4 | 0-1 | 4-4 | 0 | 2 | 2 | 2 | 8 | 1 | 3 | 1 | 1 | 13 | | |
| Team | | | | | | 0 | 1 | 1 | | | | | | | | | |
| Totals | | | 33-70 | 8-21 | 14-21 | 9 | 34 | 43 | 16 | 88 | 22 | 16 | 5 | 7 | 225 | | |

FG % 1st Half: 16-31 51.6% 2nd half: 12-32 37.5% OT: 5-7 71.4% Game: 33-70 47.1% Deadball Rebounds 4,5
 3FG % 1st Half: 4-14 28.6% 2nd half: 3-8 37.5% OT: 1-3 33.3% Game: 8-21 38.1%
 FT % 1st Half: 7-8 87.5% 2nd half: 1-5 20.0% OT: 6-8 75.0% Game: 14-21 66.7%

Officials: Technical fouls: Hamline-None. Gustavus Adolphus-None.
 Attendance: 528
 2019-20 Men's Basketball. Round: 0. Gust. Adolphus vs Hamline. Played at Gus Y

| Score by periods | 1st | 2nd | OT | Total |
|-------------------|-----|-----|----|-------|
| Hamline | 38 | 33 | 10 | 81 |
| Gustavus Adolphus | 43 | 28 | 17 | 88 |

GAME 6

Official Basketball Box Score -- Game Totals -- Final Statistics
Gustavus Adolphus vs St. Thomas (MN)
12/07/19 1:00 pm at

Gustavus Adolphus 66 • 2-4,2-1 MIAC

| # | Player | Total | | | 3-Ptr | | | Rebounds | | | PF | TP | A | TO | Blk | Stl | Min |
|--------|-----------------|--------|--------|--------|-------|----|-----|----------|----|-----|----|----|---|----|-----|-----|-----|
| | | FG-FGA | FG-FGA | FT-FTA | Off | De | Tot | Off | De | Tot | | | | | | | |
| 04 | Malo,Nolan | f | 6-7 | 3-4 | 0-0 | 0 | 2 | 2 | 1 | 15 | 1 | 1 | 1 | 0 | 28 | | |
| 32 | Guse,Jake | c | 1-4 | 0-0 | 3-6 | 2 | 4 | 6 | 2 | 5 | 0 | 2 | 1 | 1 | 16 | | |
| 02 | Lundberg,Benji | g | 1-4 | 1-3 | 0-0 | 1 | 2 | 3 | 1 | 12 | 2 | 3 | 0 | 0 | 24 | | |
| 10 | Douglas,Isaac | g | 5-10 | 3-5 | 0-0 | 0 | 3 | 3 | 0 | 13 | 4 | 1 | 0 | 1 | 29 | | |
| 11 | Rezac,Logan | g | 2-12 | 1-6 | 1-1 | 1 | 4 | 5 | 0 | 6 | 3 | 4 | 0 | 0 | 32 | | |
| 03 | Schommer,Jordan | g | 2-2 | 1-1 | 0-0 | 0 | 1 | 1 | 0 | 5 | 1 | 1 | 0 | 0 | 11 | | |
| 05 | Jones,Parker | g | 1-1 | 0-0 | 0-0 | 0 | 1 | 1 | 0 | 2 | 0 | 0 | 0 | 0 | 3 | | |
| 12 | Wilner,Mac | g | 0-1 | 0-1 | 0-0 | 0 | 1 | 1 | 0 | 0 | 0 | 0 | 0 | 0 | 3 | | |
| 20 | Hedstrom,Anders | g | 0-0 | 0-0 | 0-0 | 0 | 1 | 1 | 0 | 0 | 0 | 0 | 0 | 0 | 3 | | |
| 22 | Morem,Marten | g | 0-1 | 0-1 | 0-0 | 0 | 7 | 7 | 2 | 0 | 0 | 3 | 0 | 0 | 17 | | |
| 24 | Woda,CJ | g | 1-1 | 0-0 | 0-0 | 0 | 1 | 1 | 3 | 2 | 0 | 5 | 0 | 1 | 13 | | |
| 33 | Lundquist,Peter | g | 6-8 | 1-2 | 0-0 | 0 | 2 | 2 | 0 | 13 | 0 | 3 | 0 | 1 | 17 | | |
| 34 | Engen,Leif | g | 1-2 | 0-0 | 0-2 | 0 | 0 | 0 | 1 | 2 | 0 | 1 | 0 | 0 | 4 | | |
| Team | | | | | | 2 | 1 | 3 | | | | | | | | | |
| Totals | | | 26-53 | 10-23 | 4-9 | 7 | 30 | 37 | 10 | 66 | 12 | 25 | 2 | 4 | 200 | | |

FG % 1st Half: 7-21 33.3% 2nd half: 19-32 59.4% Game: 26-53 49.1% Deadball Rebounds 2
 3FG % 1st Half: 1-9 11.1% 2nd half: 9-14 64.3% Game: 10-23 43.5%
 FT % 1st Half: 3-3 100.0% 2nd half: 1-6 16.7% Game: 4-9 44.4%

St. Thomas (MN) 90 • 7-1,3-0 MIAC

| # | Player | Total | | | 3-Ptr | | | Rebounds | | | PF | TP | A | TO | Blk | Stl | Min |
|--------|------------------|--------|--------|--------|-------|----|-----|----------|----|-----|----|----|---|----|-----|-----|-----|
| | | FG-FGA | FG-FGA | FT-FTA | Off | De | Tot | Off | De | Tot | | | | | | | |
| 34 | Tommy Anderson | f | 4-8 | 0-1 | 0-0 | 3 | 1 | 4 | 0 | 8 | 3 | 1 | 0 | 0 | 19 | | |
| 04 | Anders Nelson | g | 5-9 | 2-3 | 1-1 | 1 | 2 | 3 | 1 | 13 | 3 | 1 | 0 | 1 | 18 | | |
| 14 | Tom Madison | g | 5-9 | 2-4 | 0-0 | 0 | 2 | 2 | 0 | 12 | 1 | 3 | 0 | 0 | 17 | | |
| 22 | Burt Hedstrom | g | 4-6 | 1-2 | 3-3 | 0 | 2 | 2 | 0 | 12 | 0 | 0 | 1 | 2 | 14 | | |
| 24 | Ryan Lundberg | g | 1-2 | 1-2 | 1-2 | 0 | 2 | 2 | 0 | 4 | 2 | 0 | 0 | 1 | 18 | | |
| 01 | Kevin Cunningham | g | 3-4 | 0-1 | 0-0 | 1 | 1 | 2 | 0 | 6 | 1 | 0 | 0 | 3 | 18 | | |
| 03 | Zach Theisen | g | 0-5 | 0-3 | 0-0 | 0 | 3 | 3 | 1 | 0 | 1 | 0 | 0 | 0 | 21 | | |
| 05 | Jared Rainey | g | 1-2 | 0-0 | 0-0 | 0 | 0 | 0 | 0 | 2 | 0 | 0 | 0 | 0 | 5 | | |
| 10 | Brooks Allen | g | 3-4 | 1-2 | 0-0 | 0 | 1 | 1 | 0 | 7 | 2 | 0 | 0 | 0 | 2 | | |
| 20 | Nick Christenson | g | 0-0 | 0-0 | 0-0 | 0 | 0 | 0 | 0 | 0 | 0 | 0 | 0 | 0 | 1 | | |
| 21 | Elijah Hannah | g | 4-7 | 0-0 | 1-2 | 2 | 3 | 5 | 3 | 9 | 1 | 0 | 0 | 1 | 16 | | |
| 23 | Will Engels | g | 5-9 | 0-0 | 0-0 | 0 | 1 | 1 | 1 | 10 | 0 | 1 | 0 | 1 | 18 | | |
| 30 | Nathan Stenger | g | 1-1 | 0-0 | 1-1 | 0 | 0 | 0 | 0 | 3 | 0 | 0 | 0 | 0 | 1 | | |
| 31 | Brooks Allen | g | 0-1 | 0-0 | 0-0 | 0 | 0 | 0 | 0 | 0 | 0 | 0 | 0 | 0 | 2 | | |
| 32 | Matthew Barber | g | 0-0 | 0-0 | 0-0 | 0 | 1 | 1 | 0 | 0 | 0 | 0 | 0 | 0 | 2 | | |
| 33 | Tate Staloch | g | 0-1 | 0-1 | 0-0 | 0 | 0 | 0 | 0 | 0 | 0 | 0 | 0 | 0 | 4 | | |
| 42 | Matthew Rader | g | 1-2 | 1-1 | 1-2 | 0 | 0 | 0 | 0 | 4 | 0 | 0 | 1 | 0 | 2 | | |
| 44 | Max Techau | g | 0-1 | 0-0 | 0-0 | 0 | 2 | 2 | 0 | 0 | 0 | 0 | 0 | 0 | 3 | | |
| Team | | | | | | 0 | 4 | 4 | | | | | | | | | |
| Totals | | | 37-71 | 8-20 | 8-11 | 7 | 23 | 30 | 9 | 90 | 14 | 6 | 2 | 15 | 200 | | |

FG % 1st Half: 18-32 56.3% 2nd half: 19-39 48.7% Game: 37-71 52.1% Deadball Rebounds 0
 3FG % 1st Half: 7-15 46.7% 2nd half: 1-5 20.0% Game: 8-20 40.0%
 FT % 1st Half: 5-7 71.4% 2nd half: 3-4 75.0% Game: 8-11 72.7%

Officials: Seth Hoshelt,Ivan Cardona,Cheswich Joyner
 Technical fouls: Gustavus Adolphus-Guse,Jake. St. Thomas (MN)-None.
 Attendance: 693
 2019-20 Men's Basketball. Round: 0. Gust. Adolphus vs St. Thomas (MN). Played

| Score by periods | 1st | 2nd | Total |
|-------------------|-----|-----|-------|
| Gustavus Adolphus | 18 | 48 | 66 |
| St. Thomas (MN) | 48 | 42 | 90 |

GAME 7

Official Basketball Box Score -- Game Totals -- Final Statistics
Saint John's (MN) vs Gustavus Adolphus
12/11/19 7:00 pm at

Saint John's (MN) 66 • 7-1,5-0 MIAC

| # | Player | Total | | | 3-Ptr | | | Rebounds | | | PF | TP | A | TO | Blk | Stl | Min |
|----|------------------|--------|--------|--------|-------|----|-----|----------|----|-----|----|----|---|----|-----|-----|-----|
| | | FG-FGA | FG-FGA | FT-FTA | Off | De | Tot | Off | De | Tot | | | | | | | |
| 05 | Zach Hanson | c | 6-14 | 0-0 | 2-2 | 3 | 8 | 11 | 3 | 14 | 2 | 0 | 1 | 0 | 33 | | |
| 35 | Lucas Walford | c | 5-11 | 0-0 | 4-6 | 7 | 8 | 15 | 1 | 14 | 1 | 0 | 2 | 0 | 28 | | |
| 04 | Colton Codute | g | 3-9 | 0-3 | 1-2 | 0 | 1 | 1 | 1 | 7 | 1 | 0 | 0 | 0 | 30 | | |
| 13 | Oakley Baker | g | 4-9 | 1-3 | 1-1 | 3 | 5 | 8 | 4 | 10 | 1 | 2 | 0 | 0 | 28 | | |
| 21 | Jubie Alade | g | 5-10 | 2-5 | 7-10 | 3 | 2 | 5 | 2 | 19 | 3 | 1 | 0 | 1 | 29 | | |
| 02 | Jake Birley | g | 0-0 | 0-0 | 0-0 | 0 | 0 | 0 | 0 | 0 | 1 | 0 | 0 | 0 | 2 | | |
| 03 | Ricky Eason | g | 0-0 | 0-0 | 0-0 | 0 | 0 | 0 | 0 | 0 | 1 | 0 | 0 | 0 | 2 | | |
| 10 | Ethan Novacinski | g | 1-3 | 0-0 | 0-0 | 1 | 1 | 2 | 1 | 2 | 0 | 1 | 0 | 0 | 8 | | |
| 15 | Tommy Jensen | g | 0-0 | 0-0 | 0-0 | 1 | 0 | 1 | 2 | 0 | 2 | 1 | 0 | 0 | 8 | | |
| 23 | Gavin Bates | g | 0-0 | 0-0 | 0-0 | 0 | 0 | 0 | 0 | 0 | 0 | 0 | 0 | 1 | 2 | | |
| 24 | Tyler Kemp | g | 0-2 | 0-2 | 0-0 | 2 | 0</ | | | | | | | | | | |

2019-20 GAME-BY-GAME BOX SCORES

GAME 9

Official Basketball Box Score -- Game Totals -- Final Statistics
Gustavus Adolphus vs ClaremontMuddScripps
 12/29/19 6 p.m. at Claremont, CA (Roberts Pavilion)

Gustavus Adolphus 67 • 3-6

| # | Player | Total | | 3-Ptr | FT-FTA | Rebounds | | | PF | TP | A | TO | Blk | Stl | Min |
|----|-----------------|--------|--------------|-------------|--------------|----------|-----------|-----------|-----------|-----------|-----------|-----------|-----------|----------|------------|
| | | FG-FGA | FG-FGA | | | Off | De | Tot | | | | | | | |
| 04 | Malo,Nolan | f | 3-8 | 2-4 | 1-2 | 0 | 0 | 0 | 5 | 9 | 0 | 1 | 0 | 0 | 25 |
| 32 | Guse,Jake | f | 4-9 | 0-0 | 3-4 | 1 | 3 | 4 | 1 | 11 | 2 | 1 | 5 | 0 | 26 |
| 02 | Lundberg,Benji | g | 1-3 | 1-2 | 2-2 | 0 | 2 | 2 | 1 | 5 | 5 | 2 | 0 | 0 | 29 |
| 10 | Douglas,Isaac | g | 2-7 | 1-5 | 0-0 | 0 | 1 | 1 | 2 | 5 | 4 | 0 | 0 | 4 | 25 |
| 11 | Rezac,Logan | g | 5-8 | 1-2 | 2-2 | 0 | 4 | 4 | 2 | 13 | 2 | 2 | 0 | 1 | 28 |
| 15 | Feahn,Kaleb | | 4-7 | 3-3 | 2-3 | 0 | 2 | 2 | 1 | 13 | 2 | 2 | 1 | 0 | 26 |
| 22 | Moren,Marten | | 1-4 | 0-3 | 2-2 | 0 | 2 | 2 | 1 | 4 | 3 | 2 | 4 | 0 | 15 |
| 24 | Woda,CJ | | 1-1 | 0-0 | 1-2 | 0 | 2 | 2 | 1 | 3 | 1 | 1 | 0 | 1 | 18 |
| 33 | Lundquist,Peter | | 2-3 | 0-0 | 0-0 | 0 | 0 | 0 | 2 | 4 | 0 | 0 | 0 | 0 | 8 |
| | Team | | | | | 0 | 4 | 4 | | | 1 | | | | |
| | Totals | | 23-50 | 8-19 | 13-17 | 1 | 20 | 21 | 16 | 67 | 19 | 12 | 10 | 6 | 200 |

FG % 1st Half: 10-21 47.6% 2nd half: 13-29 44.8% Game: 23-50 46.0% Deadball Rebounds 1
 3FG % 1st Half: 5-11 45.5% 2nd half: 3-8 37.5% Game: 8-19 42.1%
 FT % 1st Half: 6-8 75.0% 2nd half: 7-9 77.8% Game: 13-17 76.5%

ClaremontMuddScripps 77 • 7-2

| # | Player | Total | | 3-Ptr | FT-FTA | Rebounds | | | PF | TP | A | TO | Blk | Stl | Min |
|----|-----------------|--------|--------------|-------------|--------------|-----------|-----------|-----------|-----------|-----------|-----------|-----------|----------|----------|------------|
| | | FG-FGA | FG-FGA | | | Off | De | Tot | | | | | | | |
| 03 | Jeremy Horn | f | 13-21 | 0-0 | 2-2 | 4 | 6 | 10 | 1 | 28 | 1 | 0 | 1 | 1 | 26 |
| 22 | Maxwell Kirsch | f | 1-5 | 1-3 | 6-6 | 0 | 0 | 0 | 2 | 9 | 3 | 2 | 0 | 0 | 28 |
| 04 | Brian Kenyon | g | 2-4 | 1-2 | 1-2 | 1 | 2 | 3 | 2 | 6 | 3 | 1 | 0 | 2 | 25 |
| 14 | Miles President | g | 2-6 | 1-2 | 2-2 | 0 | 1 | 1 | 3 | 7 | 2 | 1 | 0 | 1 | 31 |
| 44 | Mitchell Kirsch | g | 3-4 | 1-1 | 0-0 | 2 | 6 | 8 | 2 | 7 | 6 | 3 | 0 | 0 | 27 |
| 01 | Chukwueloka Oti | | 2-4 | 0-1 | 0-0 | 0 | 2 | 2 | 0 | 4 | 0 | 1 | 0 | 0 | 13 |
| 05 | George Walker | | 3-6 | 0-0 | 0-0 | 1 | 4 | 5 | 0 | 6 | 0 | 1 | 0 | 0 | 12 |
| 11 | TJ Askew | | 0-2 | 0-1 | 0-0 | 0 | 0 | 0 | 1 | 0 | 1 | 1 | 0 | 0 | 10 |
| 12 | JD Levine | | 2-4 | 1-2 | 0-0 | 1 | 3 | 4 | 2 | 5 | 3 | 0 | 0 | 0 | 15 |
| 21 | Luke Webb | | 0-0 | 0-0 | 0-0 | 0 | 0 | 0 | 0 | 0 | 0 | 0 | 0 | 0 | 0+ |
| 24 | Grant Arthur | | 0-0 | 0-0 | 0-0 | 0 | 0 | 0 | 0 | 0 | 0 | 0 | 0 | 0 | 3 |
| 33 | Kele Mkpado | | 2-6 | 1-3 | 0-0 | 1 | 0 | 1 | 3 | 5 | 1 | 2 | 0 | 0 | 8 |
| 50 | Rhett Carter | | 0-0 | 0-0 | 0-0 | 0 | 1 | 1 | 1 | 0 | 0 | 1 | 0 | 0 | 2 |
| | Team | | | | | 3 | 4 | 7 | | | | | | | |
| | Totals | | 30-62 | 6-15 | 11-12 | 13 | 29 | 42 | 17 | 77 | 20 | 13 | 1 | 4 | 200 |

FG % 1st Half: 17-33 51.5% 2nd half: 13-29 44.8% Game: 30-62 48.4% Deadball Rebounds 0
 3FG % 1st Half: 4-7 57.1% 2nd half: 2-8 25.0% Game: 6-15 40.0%
 FT % 1st Half: 5-6 83.3% 2nd half: 6-6 100.0% Game: 11-12 91.7%

Officials: Fred Babadjanians, Kenneth Cauley, John Guerrero
 Technical fouls: Gustavus Adolphus-None. ClaremontMuddScripps-None.
 Attendance: 116

| Score by periods | 1st | 2nd | Total |
|----------------------|-----|-----|-----------|
| Gustavus Adolphus | 31 | 36 | 67 |
| ClaremontMuddScripps | 43 | 34 | 77 |

GAME 10

Official Basketball Box Score -- Game Totals -- Final Statistics
Gustavus Adolphus vs Pomona-Pitzer
 12/31/19 2:00 PM at Voelkel Gymnasium

Gustavus Adolphus 91 • 3-7, 3-2

| # | Player | Total | | 3-Ptr | FT-FTA | Rebounds | | | PF | TP | A | TO | Blk | Stl | Min |
|----|-----------------|--------|--------------|--------------|-------------|----------|-----------|-----------|-----------|-----------|-----------|-----------|----------|----------|------------|
| | | FG-FGA | FG-FGA | | | Off | De | Tot | | | | | | | |
| 04 | Malo,Nolan | * | 4-10 | 1-3 | 0-2 | 2 | 3 | 5 | 3 | 9 | 4 | 2 | 0 | 0 | 26 |
| 10 | Douglas,Isaac | * | 5-10 | 3-6 | 0-0 | 0 | 1 | 1 | 3 | 13 | 2 | 3 | 0 | 0 | 27 |
| 11 | Rezac,Logan | * | 3-7 | 2-4 | 2-2 | 0 | 3 | 3 | 2 | 10 | 4 | 4 | 0 | 0 | 28 |
| 2 | Benji Lundberg | * | 1-2 | 0-1 | 0-0 | 0 | 3 | 3 | 2 | 2 | 3 | 1 | 0 | 1 | 22 |
| 32 | Guse,Jake | * | 6-8 | 0-0 | 2-4 | 0 | 3 | 3 | 2 | 14 | 3 | 1 | 0 | 0 | 22 |
| 03 | Schommer,Jordan | | 0-0 | 0-0 | 0-0 | 0 | 0 | 0 | 0 | 0 | 0 | 0 | 0 | 0 | 6 |
| 15 | Feahn,Kaleb | | 6-9 | 3-4 | 1-1 | 1 | 1 | 2 | 2 | 16 | 3 | 0 | 1 | 0 | 19 |
| 20 | Hedstrom,Anders | | 0-1 | 0-1 | 0-0 | 1 | 0 | 1 | 0 | 0 | 1 | 0 | 0 | 0 | 3 |
| 22 | Moren,Marten | | 6-9 | 0-0 | 1-1 | 1 | 1 | 2 | 0 | 13 | 1 | 2 | 0 | 0 | 20 |
| 24 | Woda,CJ | | 3-4 | 1-1 | 1-2 | 1 | 2 | 3 | 1 | 8 | 2 | 1 | 0 | 1 | 17 |
| 33 | Lundquist,Peter | | 3-7 | 0-2 | 0-0 | 0 | 0 | 0 | 3 | 6 | 0 | 1 | 0 | 0 | 6 |
| 50 | Engen,Leif | | 0-1 | 0-0 | 0-0 | 0 | 1 | 1 | 0 | 0 | 1 | 0 | 0 | 0 | 4 |
| | Team | | | | | 3 | 1 | 4 | | | | | | | |
| | Totals | | 37-68 | 10-22 | 7-12 | 9 | 19 | 28 | 18 | 91 | 24 | 15 | 1 | 2 | 200 |

FG % 1st Half: 18-33 54.5% 2nd half: 19-35 54.3% Game: 37-68 54.4% Deadball Rebounds 3
 3FG % 1st Half: 4-11 36.4% 2nd half: 6-11 54.5% Game: 10-22 45.5%
 FT % 1st Half: 1-2 50.0% 2nd half: 6-10 60.0% Game: 7-12 58.3%

Pomona-Pitzer 110 • 8-2, 1-0

| # | Player | Total | | 3-Ptr | FT-FTA | Rebounds | | | PF | TP | A | TO | Blk | Stl | Min |
|----|-------------------|--------|--------------|-------------|--------------|----------|-----------|-----------|-----------|------------|-----------|----------|----------|-----------|------------|
| | | FG-FGA | FG-FGA | | | Off | De | Tot | | | | | | | |
| 10 | Micah Elan | * | 12-16 | 3-4 | 5-6 | 2 | 3 | 5 | 1 | 32 | 11 | 1 | 0 | 1 | 36 |
| 21 | Adam Rees | * | 4-6 | 0-2 | 0-0 | 0 | 4 | 4 | 2 | 8 | 7 | 1 | 2 | 4 | 35 |
| 22 | Alex Preston | * | 11-15 | 1-2 | 1-2 | 1 | 2 | 3 | 0 | 24 | 4 | 0 | 2 | 1 | 28 |
| 31 | James Kelbert | * | 4-7 | 3-4 | 1-2 | 1 | 1 | 2 | 3 | 12 | 6 | 1 | 1 | 3 | 24 |
| 33 | Jack Boyle | * | 2-8 | 0-5 | 0-1 | 0 | 7 | 7 | 2 | 4 | 0 | 1 | 0 | 1 | 28 |
| 11 | Stephen Blomstrom | | 1-1 | 0-0 | 0-0 | 0 | 0 | 0 | 0 | 2 | 0 | 0 | 0 | 0 | 4 |
| 12 | Matthew Paik | | 0-0 | 0-0 | 0-0 | 0 | 0 | 0 | 0 | 0 | 0 | 0 | 0 | 0 | 2 |
| 15 | Pavle Rohalj | | 5-9 | 0-0 | 2-2 | 3 | 2 | 5 | 5 | 12 | 0 | 1 | 1 | 1 | 9 |
| 20 | Luke Armstrong | | 0-0 | 0-0 | 0-0 | 0 | 0 | 0 | 1 | 0 | 0 | 0 | 0 | 0 | 0 |
| 3 | Brendan Mora | | 5-6 | 1-1 | 2-4 | 2 | 1 | 3 | 1 | 13 | 0 | 0 | 0 | 0 | 16 |
| 30 | Matthew Eberle | | 1-3 | 1-3 | 0-0 | 0 | 2 | 2 | 0 | 3 | 0 | 0 | 0 | 0 | 11 |
| 5 | Nathan Paik | | 0-0 | 0-0 | 0-0 | 0 | 0 | 0 | 0 | 0 | 0 | 0 | 0 | 0 | 2 |
| 50 | Johnny King | | 0-0 | 0-0 | 0-0 | 0 | 0 | 0 | 0 | 0 | 0 | 0 | 1 | 0 | 4 |
| | Team | | | | | 0 | 2 | 2 | | | | | | | |
| | Totals | | 45-71 | 9-21 | 11-17 | 9 | 24 | 33 | 15 | 110 | 28 | 6 | 7 | 12 | 199 |

FG % 1st Half: 21-37 56.8% 2nd half: 24-34 70.6% Game: 45-71 63.4% Deadball Rebounds 4
 3FG % 1st Half: 6-12 50.0% 2nd half: 3-9 33.3% Game: 9-21 42.9%
 FT % 1st Half: 4-6 66.7% 2nd half: 7-11 63.6% Game: 11-17 64.7%

Officials: ,,
 Technical fouls: Gustavus Adolphus-None. Pomona-Pitzer-Micah Elan.
 Attendance: 216

| Score by periods | 1st | 2nd | Total |
|-------------------|-----|-----|------------|
| Gustavus Adolphus | 41 | 50 | 91 |
| Pomona-Pitzer | 52 | 58 | 110 |