



GUSTAVUS

gustavus.edu/athletics/mbb
@GustieAthletics
@Gustavus_MBB

GUSTAVUS MEN'S BASKETBALL GAME NOTES

GUSTAVUS SPORTS INFORMATION

GUSTIES

7-9

OVERALL

7-4

MIAC



-VS-



3-12

OVERALL

1-9

MIAC

PIPERS

Mark Hanson
HEAD COACH

515-287
RECORD AT GAC, 30th SEASON

Jim Hayes
HEAD COACH

65-99
RECORD AT HU, 7th SEASON

2019-20 SCHEDULE

DATE	OPPONENT	TIME/RESULT
NOVEMBER		
8	BUENA VISTA	L 73-96
16	Northwestern-St. Paul	71-83
23	MACALESTER*	W 79-66
30	Central	L 79-89 (OT)

DECEMBER		
4	HAMLIN*	W 88-81 (OT)
7	No. 5 St. Thomas*	L 66-90
11	No. 13 SAINT JOHN'S*	L 52-66
14	CONCORDIA*	W 76-59
29	Claremont-Mudd-Scripps	L 67-77
31	Pomona Pitzer	L 91-110

JANUARY		
4	ST. OLAF*	L 68-84
6	CARLETON*	W 93-82
8	Saint Mary's*	W 76-65
11	Bethel*	L 69-73
15	Concordia*	W 78-58
19	AUGSBURG*	W 92-88
22	Hamline*	7 p.m.
25	Macalester*	1 p.m.
29	Saint John's*	7 p.m.

FEBRUARY		
1	ST. THOMAS*	1 p.m.
5	Carleton*	7 p.m.
8	St. Olaf*	1 p.m.
15	BETHEL*	1 p.m.
19	SAINT MARY'S*	7 p.m.
22	Augsburg*	1 p.m.

HOME GAMES IN BOLD CAPS
* DENOTES MIAC CONTEST

HOW THEY COMPARE - MIAC ONLY

(MIAC Ranks)

GUSTAVUS	- VS -	HAMLIN
76.1 (5th)	SCORING	64.2 (9th)
44.8 (7th)	FG%	38.5 (10th)
37.0 (6th)	3FG%	32.0 (10th)
37.4 (2nd)	REBOUNDS	32.1 (9th)
16.5 (1st)	ASSISTS	11.5 (9th)
5.2 (1st)	BLOCKS	2.0 (9th)
4.9 (8th)	STEALS	6.5 (3rd)
73.8 (7th)	SCORING DEFENSE	78.6 (11th)
40.9 (2nd)	FG% DEFENSE	48.7 (9th)
32.5 (2nd)	3FG% DEFENSE	39.9 (10th)
+2.2 (2nd)	REBOUND MARGIN	-7.6 (11th)
12.9 (10th)	TURNOVERS	11.4 (5th)
1.2	AST-TO RATIO	1.1

GUSTAVUS VS. HAMLIN

GAME

17

Minnesota Intercollegiate Athletic Conf.
Saint Paul, Minn.
Hutton Arena
Wednesday, Jan. 22, 2020
7 p.m.


LIVE COVERAGE

ONLINE VIDEO: <https://portal.stretchinternet.com/hamline/>
LIVE STATS: <https://portal.stretchinternet.com/hamline/>
RADIO: NA

SERIES AT A GLANCE

OVERALL	Gustavus leads 109-74 (184th Meeting)
Current Streak	GAC 2
Last Meeting	12/4/19 (GAC 88-81 (OT))

LAST GAME STARTERS



24 CJ WODA JR • FORWARD • 6-4	10 ISAAC DOUGLAS JR • GUARD • 6-1	11 LOGAN REZAC JR • WING • 6-3	4 NOLAN MALO SO • FORWARD • 6-6	32 JAKE GUSE SO • POST • 6-7
MIN 20.2	MIN 30.6	MIN 30.9	MIN 26.4	MIN 24.1
PPG 5.1	PPG 10.3	PPG 13.5	PPG 10.4	PPG 9.4
FG% 46.4	FG% 40.3	FG% 40.5	FG% 47.7	FG% 55.3
AST 1.1	AST 3.4	3FG% 31.0	AST 1.6	BLK 2.4
REB 4.4	REB 2.8	REB 6.3	REB 4.0	REB 6.2

MEDIA CONTACT

SPORTS INFORMATION DIRECTOR: CJ Siewert
SIEWERT@GUSTAVUS.EDU
OFFICE: (507) 933-7647 | CELL: (507) 779-4135

2019-20 GUSTAVUS MEN'S BASKETBALL

RADIO / BROADCAST ROSTER



2 BENJI LUNDBERG
SO • G • 6-0 • 180
Ellendale, Minn.



3 JORDAN SCHOMMER
FY • G • 6-0 • 160
Pequot Lakes, Minn.



4 NOLAN MALO
SO • F • 6-6 • 220
Owatonna, Minn.




5 PARKER JONES
FY • W • 6-3 • 200
Saint James, Minn.



10 ISAAC DOUGLAS
JR • G • 6-1 • 185
Montevideo, Minn.



11 MAC WILNER
SO • W • 6-3 • 185
Rushford, Minn.




12 MAC WILNER
SO • W • 6-3 • 185
Rushford, Minn.



15 KALEB FEAHN
JR • W • 6-3 • 175
Waseca, Minn.




20 ANDERS HEDSTROM
FY • W • 6-3 • 195
Alexandria, Minn.




22 MARTEN MOREM
SO • F • 6-6 • 200
Caledonia, Minn.



23 AUSTIN PUPPE
FY • F • 6-4 • 185
Monticello, Minn.



24 CJ WODA
JR • F • 6-4 • 195
Maple Grove, Minn.




30 JAMISON MILLER
FY • F • 6-6 • 200
Chicago, Ill.



32 JAKE GUSE
SO • P • 6-7 • 230
Waseca, Minn.



33 PETER LUNDQUIST
JR • P • 6-7 • 210
Rochester, Minn.



34 LEIF ENGEN
SR • P • 6-6 • 210
Moorhead, Minn.

PRONUNCIATION GUIDE

4	Nolan Malo	May-low
5	Logan Rezac	RE-zak
15	Kaleb Feahn	FAYN
24	CJ Woda	Woah-duh
32	Jake Guse	GOO-zee
40	Leif Engen	LAYF


NUMERICAL ROSTER

No.	Name	Yr.	Pos.	Ht.	Hometown/High School
2	Benji Lundberg	So.	G	6-0	Ellendale, Minn./NRHEG
3	Jordan Schommer	Fy.	G	6-0	Pequot Lakes, Minn./Pequot Lakes
4	Nolan Malo	So.	F	6-6	Owatonna, Minn./Owatonna
5	Parker Jones	Fy.	W	6-3	St. James, Minn./St. James
10	Isaac Douglas	Jr.	G	6-1	Montevideo, Minn./Montevideo
11	Logan Rezac	Jr.	W	6-3	Andover, Minn./Andover
12	Mac Wilner	So.	W	6-3	Maple Grove, Minn./Maple Grove
15	Kaleb Feahn	Jr.	W	6-4	Waseca, Minn./Waseca
20	Anders Hedstrom	Fy.	W	6-3	Alexandria, Minn./Alexandria
22	Marten Morem	So.	F	6-6	Caledonia, Minn./Caledonia
23	Austin Puppe	Fy.	F	6-4	Monticello, Minn./Monticello
24	CJ Woda	Jr.	F	6-4	Maple Grove, Minn./Heritage Christian Academy
30	Jamison Miller	Fy.	F	6-6	Chicago, Ill./University of Chicago Lab School
32	Jake Guse	So.	P	6-7	Waseca, Minn./Waseca
33	Pete Lundquist	Jr.	F	6-7	Rochester, Minn./Rochester Mayo
34	Leif Engen	Sr.	P	6-6	Moorhead, Minn./Moorhead

COACHING STAFF



MARK HANSON
Head Coach
30th Season



JUSTIN DEGROOD
Assistant Coach
Seventh Season



CHRIS VANDERHYDE
Assistant Coach
Third Season



JOSH LEE
Assistant Coach
Second Season

2019-20 GUSTAVUS MEN'S BASKETBALL GAME NOTES

SETTING THE SCENE

The Gustavus men's basketball team starts a three-game road trip Wednesday night at Hamline. Tipoff in Saint Paul is scheduled for 7 p.m. The Gusties enter the contest 7-9 overall and 7-4 in the MIAC, while the Pipers are 3-12 overall and 1-9 in the league.

THE SERIES

Tonight's game marks the 184th meeting between Gustavus and Hamline on the hardwood with the Gusties leading the all-time series 109-74. Gustavus won the first game of this season's series 88-81 in overtime on Dec. 4. The Gusties overcame six lead changes and seven ties to defeat the Pipers at Gus Young Court. Nolan Malo scored a game-high 22 points, including four three-pointers. Isaac Douglas tallied 15 points and Marten Morem added 13 points off the bench. Benji Lundberg hauled in a team-high nine rebounds.

SCOUTING THE GUSTIES

Gustavus, having won four of its last five games, is coming off an exciting 92-88 win over Augsburg on Sunday. Through 11 MIAC games, the Gusties average 76.1 points and shoot 44.8 percent from the floor, including a 37.0 percent clip from three-point range. They are the best blocking team in the league, averaging 5.2 per game. The Gusties are also strong the boards, averaging 37.4 rebounds per game, which is second best in the MIAC, and lead the league with 28.5 defensive rebounds per game. Their mark of 16.5 assists per game tops the conference as well. Four Gusties average double-digit scoring, led by Logan Rezac's 13.5 per game. Rezac also leads the team with 6.3 rebounds per game and is second on the team with 53 assists. Kaleb Feahn averages 13.4 points, followed by Nolan Malo at 10.4 and Isaac Douglas at 10.3.

LAST TIME OUT

Timely shots and clutch free throw shooting down the stretch resulted in a 92-88 win for the Gustavus men's basketball team over Augsburg on Sunday afternoon. The Gusties improve to 7-9 overall and 7-4 in the MIAC, while the Auggies fall to 10-4 overall and 6-3 in the league.

Tied 83-83 with 2:51 left in the game, the Gusties were able to make three from the charity stripe followed by a clutch three-pointer from Isaac Douglas (Jr., Montevideo) with 1:14 left on the clock to go ahead 89-84. The Gusties made 4-of-6 free

throws in the final 21 seconds to put a stamp on the game.

Jake Guse (So., Waseca) scored a season-high 20 points on 9-of-13 shooting from the field. Guse added eight rebounds (four offensive) and two blocks. Nolan Malo (So., Owatonna) also had a strong performance, recording his first career double-double with 16 points and 10 rebounds (six offensive).

Gustavus started the game with the hot hand, making three of its first four shots for a 7-0 lead in the first three minutes. The Auggies answered with a 10-3 run to tie the game and eventually took a 13-12 advantage at the 13:48 mark. From that point, there were three lead changes before the Auggies claimed a seven-point lead at 43-36 with 3:39 on the clock. The Gusties fought back to close out the first half on an 8-3 run and went into the break trailing 46-44.

The Gusties start the second half much like the first, scoring seven unanswered points for a 51-46 lead in the first three minutes. A CJ Woda (Jr., Maple Grove) three at the 10:52 mark gave the Gusties their largest lead of the game at 66-55, but the Auggies responded with seven unanswered points to cut the lead to four. Augsburg would tie the score twice at 81 and 83, but the Gusties were able to secure the win down the stretch.

Gustavus shot 48.6 percent from the floor and went 9-for-19 from three-point range. The Gusties controlled the boards, out-rebounding the Auggies 44-33, including 16 offensive rebounds. They also defended well with eight blocks.

SCOUTING THE PIPERS

Hamline has dropped four of its last five games, most recently losing 92-59 to Augsburg on Monday night. The Pipers average 64.2 points in conference games and shoot 38.5 percent from the field. They haul in 32.1 rebounds per game and average 11.4 turnovers. Three Pipers average double figure scoring led by Michael Dillon's 13.8 per game. Dillon also leads the team with 34 made three-pointers, 7.9 rebounds, 23 steals, and nine blocks. Luke Siwek averages 11.7 points and Jake Larson is next with 10.0 points.

2019-20 SEASON BY THE NUMBERS

Largest Victory

20; 78-58 at Concordia (1/15/20)

Largest Defeat

24; 90-66 at St. Thomas (12/7/19)

Largest Halftime Lead

15; 50-35 at Central (11/30/19)

Largest Halftime Deficit

30; 48-18 at St. Thomas (12/7/19)

Most Points In Game

93; vs. Carleton (1/6/20)

Fewest Points In Game

52; vs. Saint John's (12/11/19)

Most Points Allowed In Game

110; at Pomona-Pitzer (12/31/19)

Fewest Points Allowed In Game

58; at Concordia (1/15/20)

Highest FG % In Game

54.4%; at Pomona-Pitzer (12/31/19)

Lowest FG % In Game

30.4%; vs. Saint John's (12/11/19)

Highest Opp. FG% In Game

63.4%; at Pomona-Pitzer (12/31/19)

Lowest Opp. FG% In Game

35.9%; at Concordia (1/15/20)

Most Points In First Half

50; at Central (11/30/19)

Most Points In Second Half

50; at Pomona-Pitzer (12/31/19)

Fewest Points In First Half

18; at St. Thomas (12/7/19)

Fewest Points In Second Half

27; at Central (11/30/19)

Most Points Allowed In First Half

52; at Pomona-Pitzer (12/31/19)

Most Points Allowed In Second Half

58; at Pomona-Pitzer (12/31/19)

Fewest Points Allowed In First Half

25; at Concordia (1/15/20)

Fewest Points Allowed In Second Half

23; vs. Concordia (12/14/19)

Highest FG% In A Half

62.1%; 2nd at Concordia (1/15/20)

Lowest FG% In A Half

29.0%; 1st vs. Saint John's (12/11/19)

Largest Lead

22; at Concordia (1/15/20)

Largest Lead On Road

22; at Concordia (1/15/20)

Largest Lead At Home

21; vs. Concordia (12/14/19)

Largest Blown Lead - Loss

18; at Central (11/30/19)

Largest Deficit

35; at St. Thomas (12/7/19)

Largest Deficit On Road

35; at St. Thomas (12/7/19)

Largest Deficit At Home

28; vs. Buena Vista (11/8/19)

Largest Comeback (trail in 2nd half)

2; vs. Carleton (1/6/20)

THE LAST TIME IT HAPPENED

Team

Ranked in the Division III Top 5	Mar. 17, 2003 (No. 3)
Ranked in the Division III Top 10	Mar. 17, 2003 (No. 3)
Ranked in the Division III Top 25	Mar. 21, 2005 (No. 22)
Defeated a Division III No. 1 Team	Never
Defeated a Division III Top 5 Team	Dec. 3, 2014 (Gustavus 68, No. 5 St. Thomas 65)
Defeated a Division III Top 10 Team	Dec. 3, 2014 (Gustavus 68, No. 5 St. Thomas 65)
Defeated a Division III Top 25 Team	Dec. 3, 2014 (Gustavus 68, No. 5 St. Thomas 65)
Defeated a Higher Ranked Team on the Road (when ranked)	Mar. 8, 2003 (No. 24 Gustavus 75, No. 8 UW-Stevens Point 62)
Defeated a Ranked Team on the Road (when unranked)	Never
Defeated a Higher Ranked Team at Neutral Site (when ranked)	Mar. 21, 2003 (No. 24 Gustavus 79, No. 4 Hampden-Sydney 68)
Defeated a Ranked Team at Neutral Site (when unranked)	Dec. 29, 2011 (Gustavus 66, No. 25 Transylvania 62)
Scored 100 Points in a Game	Feb. 7, 2018 (Gustavus 103, Macalester 59)
Allowed 100 Points in a Game	Dec. 31, 2019 (Gustavus 91, Pomona-Pitzer 110)
Held Opponent to Less than 50 Points	Jan. 19, 2015 (Gustavus 61, Macalester 43)
Held Opponent to Less than 40 Points	Jan. 11, 2014 (Gustavus 57, Carleton 39)
Held Opponent to Less than 20 Points in a half	Dec. 29, 2015 (SUNY Oneonta - 15 in first half)
Held Opponent to Less than 15 Points in a half	Dec. 5, 2018 (Macalester - 13 in first half)
Defeated a Team by 30 Points	Dec. 5, 2018 (Gustavus 87, Macalester 50)
Defeated a Team by 40 Points	Feb. 7, 2018 (Gustavus 103, Macalester 59)
Shot 65 Percent from the Field	Jan. 30, 2016 (.660 (35-53) vs. Macalester)
Shot 60 Percent from the Field	Jan. 8, 2018 (.603 (38-63) at Macalester)
Made 10 Three-pointers in a Game	Jan. 6, 2020 ((12-27) vs. Carleton)
Had 50 Rebounds in a Game	Feb. 8, 2012 (50 at St. Mary's)
Had 30 Assists in a Game	Nov. 26, 2005 (30 vs Bethany Lutheran)
Had 25 Assists in a Game	Jan. 6, 2020 (27 vs Carleton)
Had 15 Steals in a Game	Feb. 7, 2018 (17 vs Macalester)
Had 10 Steals in a Game	Nov. 8, 2019 (12 vs. Buena Vista)
Blocked 10 Shots in a Game	Dec. 29, 2019 (10 at Claremont-Mudd-Scripps)
Committed Fewer than 5 Turnovers	Dec. 11, 2019 (4 vs. Saint John's)
Forced 30 Turnovers	Nov. 17, 2001 (31 vs Luther)
Forced 25 Turnovers	Feb. 7, 2018 (27 vs. Macalester)
Had Six Players Score in Double Figures	Nov. 15, 2010 vs Buena Vista
Two Players with Double-Doubles in the Same Game	(Phil Wirtjes-21, Jim Hill-18, Dan Schmidt-knecht-13, Seth Anderson-12, Blake Shay-10, Paul Blacklock-10) Jan. 16, 2008 (Kane Sivesind-21 pts., 10 reb.; Trevor Wittwer- 21pts., 10 reb.)
Won a Game on a Last Shot	Feb. 5, 2018 (Riley Sharbono buzzer-beater to defeat Concordia 69-67)

Overtime

Played an Overtime Game	Dec. 4, 2019 (Gustavus 88, Hamline 81 (OT))
Played a Double Overtime Game	Jan. 21, 2017 (Gustavus 91, Macalester 95 (2OT))
Played a Triple Overtime Game	Feb. 4, 1982 (Gustavus 82, St. Mary's 86 (3OT))
Won an Overtime Game	Dec. 4, 2019 (Gustavus 88, Hamline 81 (OT))
Lost an Overtime Game	Nov. 30, 2019 (Gustavus 79, Central 89 (OT))

Individual

Triple-Double	Never
Double-Double (Pts-Ast)	Nov. 16, 2013 (Martin Feddersen - 10 pts., 11 ast., vs. Buena Vista)
Double-Double (Pts-Reb)	Jan. 19, 2020 (Nolan Malo - 16 pts., 10 reb., vs Augsburg)
40 or more Points in a Game	Nov. 15, 2011 (Seth Anderson - 45 vs. Buena Vista)
35 Points in a Game	Feb. 6, 2016 (Gary Cooper - 39 at Concordia)
30 Points in a Game	Jan. 21, 2017 (Riley Sharbono - 32 vs. Macalester)
25 Points in a Game	Jan. 18, 2018 (Jason Faul - 25 at Macalester)
25 Points in a Half	Dec. 7, 2011 (Seth Anderson - 26 in 1st half vs Augsburg)
20 Points in a Half	Jan. 18, 2012 (Seth Anderson - 21 in 1st half vs Hamline)
20 Rebounds in a Game	Jan. 12, 1998 (Luke Schmidt - 22 vs. Carleton)
15 Rebounds in a Game	Feb. 8, 2012 (Paul Blacklock - 15 at Saint Mary's)
15 Assists in a Game	Never
10 Assists in a Game	Dec. 13, 2016 (Alec Koster - 10 vs. North Central)
Five Three-Pointers in a Game	Nov. 23, 2019 (Benji Lundberg - 5 vs. Macalester)
15 Free Throws Made in a Game	Never
10 Free Throws Made in a Game	Jan. 8, 2020 (Kaleb Feahn - 14 at Saint Mary's)
Five Steals in a Game	Dec. 13, 2014 (Gary Cooper - 6 vs. Hamline)
Five Blocks in a Game	Dec. 29, 2019 (Jake Guse - 5 at Claremont-Mudd-Scripps)
10 Blocks in a Game	Never
20 Points and 10 Assists in a Game	Never
20 Points and 10 Rebounds in a Game	Jan. 4, 2020 (Logan Rezac - 21 pts., 12 reb., vs St. Olaf)
Consecutive 30-Point Games	Jan. 18-21, 2012 (Seth Anderson - 30 vs Bethel; 36 vs Hamline)
Consecutive 20-Point Games	Jan. 6-8, 2020 (Kaleb Feahn - 21 vs. Carleton; 26 at Saint Mary's)
Three Straight 20-Point Games	Dec. 28, 2011-Jan. 4, 2012 (Seth Anderson -32 vs St. Mary's; 24 vs Transylvania; 22 vs Hardin-Simmons)

HEAD COACH MARK HANSON



Mark Hanson is in his 30th season as the head coach of the Gustavus Adolphus men's basketball program for the 2019-20 season. During his time as head coach, Hanson has directed his teams to 11 NCAA Division III National Tournament appearances, including reaching the Final Four for the first time in school history and placing second in the nation during the 2002-03 season.

In the 2018-19 season, Hanson earned his 500th career victory with an 87-50 win at Macalester. Entering the 2019-20 season, Hanson is the 11th active NCAA Division III men's basketball coach to have reached 500 career victories.

Hanson, who has compiled a 508-278 overall record at Gustavus, including a 385-196 record in the MIAC, has won seven MIAC Championships, and has been named MIAC Coach of the Year eight times. He has helped guide Gustavus to the MIAC Playoffs 21 times, reaching the finals 14 years and winning the MIAC Playoff Championship on seven occasions. His teams have reached the Sweet 16 of the NCAA Tournament six times and the Elite Eight three times. Hanson has coached 31 players who have garnered 51 All-Conference honors, four MIAC Players of the Year, eight players who have received 13 all-region honors, and three All-Amer-

icans. In addition, Hanson has coached two Jostens' Award Finalists (Trevor Wittwer, 2008; Marc Newell, 1999), which recognizes the top Division III men's basketball player in the nation based on academics, athletics, and community involvement.

Hanson is a 1983 Gustavus graduate and the basketball program's all-time leading scorer with 1,774 points. He was a two-time NAIA All-America and GTE Academic All-America selection, a three-time Gustie MVP and a four-time All-MIAC selection.

A long-time outdoor enthusiast, Hanson earned his master's degree in experiential education at Mankato State University and teaches outdoor education classes in the health and exercise science department. He is also the outdoor program director at the college.

Hanson, a native of Dodge Center, Minnesota, lives in St. Peter and has two children, Hans and Annika.

Gustavus Under Head Coach Mark Hanson

Year	Overall	MIAC	Conf. Finish
1990-91	19-8	17-3	Co-Champion
1991-92	22-7	15-5	Co-Champion
1992-93	12-12	10-10	Tie-5th
1993-94	14-10	12-8	5th
1994-95	14-11	12-8	Tie-4th
1995-96	24-5	18-2	Champion
1996-97	21-7	16-4	Champion
1997-98	26-4	17-3	2nd
1998-99	24-6	17-3	2nd
1999-00	14-10	12-8	5th
2000-01	22-6	16-4	2nd
2001-02	24-5	17-3	2nd
2002-03	26-7	15-5	2nd
2003-04	22-6	18-2	Champion
2004-05	22-6	18-2	Champion
2005-06	19-8	13-7	4th
2006-07	14-13	11-9	4th
2007-08	19-8	14-6	2nd
2008-09	13-14	11-9	6th
2009-10	16-11	13-7	Tie-2nd
2010-11	15-13	11-9	5th
2011-12	20-8	16-4	Co-Champion
2012-13	13-10	11-8	Tie-5th
2013-14	17-9	13-7	Tie-4th
2014-15	16-11	11-9	6th
2015-16	12-13	9-11	8th
2016-17	5-20	5-15	9th
2017-18	12-13	10-10	7th
2018-19	11-15	8-12	6th
2019-20	7-9	7-4	
Totals	515-287	392-200	7 MIAC Titles

COACH HANSON AT A GLANCE

Hometown

Dodge Center, Minnesota

Education

Bachelor's Degree: Environmental Studies
(Gustavus Adolphus '83)

Master's Degree: Experiential Education
(Minnesota State, Mankato '87)

Family

Children: Hans and Annika

Coaching

1986-1990 – Assistant Coach, Gustavus

1990-Present – Head Coach, Gustavus

Years Coaching At Gustavus: 34

All-time Record: 515-287

All-time MIAC Record: 392-200

MIAC Titles: 7

MIAC Playoff Titles: 7

NCAA Tournaments: 11

Sweet Sixteens: 6

Elite Eights: 3

Final Fours: 1

Most Wins In A Season: 26 (2x)

Fewest Wins In A Season: 5

*All-time winningest coach in Gustavus men's basketball history.

2019-20 OVERALL STATS

THE STAT CREW SYSTEM Gustavus Adolphus Combined Team Statistics (as of Jan 22, 2020) All games

RECORD:	OVERALL	HOME	AWAY	NEUTRAL
ALL GAMES	7-9	5-3	2-6	0-0
CONFERENCE	7-4	5-2	2-2	0-0
NON-CONFERENCE	0-5	0-1	0-4	0-0

#	Player			Total	3-Point		F-Throw		Rebounds													
		gp-gs	min	avg	fg-fga	fg%	3fg-fga	3fg%	ft-fa	ft%	off	def	tot	avg	pf	dq	a	to	blk	stl	pts	avg
11	Rezac, Logan	16-16	494	30.9	75-185	.405	22-71	.310	44-66	.667	14	87	101	6.3	24	0	53	46	2	13	216	13.5
15	Feahn, Kaleb	8-0	196	24.5	31-74	.419	16-37	.432	29-34	.853	11	18	29	3.6	16	0	21	12	9	5	107	13.4
04	Malo, Nolan	16-16	423	26.4	62-130	.477	18-51	.353	25-39	.641	22	42	64	4.0	37	2	26	28	6	11	167	10.4
10	Douglas, Isaac	16-16	490	30.6	60-149	.403	34-93	.366	10-13	.769	7	38	45	2.8	29	1	55	24	0	14	164	10.3
32	Guse, Jake	16-16	385	24.1	57-103	.553	0-0	.000	36-54	.667	29	70	99	6.2	30	0	24	22	39	6	150	9.4
33	Lundquist, Peter	16-0	214	13.4	49-92	.533	13-30	.433	21-27	.778	10	31	41	2.6	36	3	12	15	12	5	132	8.3
22	Morem, Marten	16-0	251	15.7	38-87	.437	9-30	.300	7-8	.875	5	32	37	2.3	20	0	15	24	9	3	92	5.8
02	Benji Lundberg	16-11	390	24.4	36-81	.444	13-33	.394	5-6	.833	8	43	51	3.2	21	0	50	26	1	7	90	5.6
24	Woda, CJ	16-5	323	20.2	32-69	.464	2-7	.286	15-29	.517	24	47	71	4.4	42	1	17	22	0	11	81	5.1
03	Schommer, Jordan	9-0	44	4.9	4-6	.667	2-4	.500	1-2	.500	0	1	1	0.1	1	0	1	2	0	2	11	1.2
34	Engen, Leif	7-0	15	2.1	3-7	.429	0-0	.000	0-2	.000	1	3	4	0.6	1	0	1	3	0	0	6	0.9
05	Jones, Parker	4-0	7	1.8	1-1	1.000	0-0	.000	0-0	.000	0	1	1	0.3	1	0	0	1	0	0	2	0.5
12	Wilner, Mac	4-0	6	1.5	0-2	.000	0-1	.000	0-0	.000	0	2	2	0.5	0	0	1	0	0	0	0	0.0
30	Miller, Jamison	1-0	2	2.0	0-0	.000	0-0	.000	0-0	.000	0	0	0	0.0	0	0	0	0	0	0	0	0.0
20	Hedstrom, Anders	5-0	10	2.0	0-1	.000	0-1	.000	0-0	.000	2	1	3	0.6	0	0	1	0	0	0	0	0.0
Team											9	10	19				4					
Total.....		16	3250		448-987	.454	129-358	.360	193-280	.689	142	426	568	35.5	258	7	277	229	78	77	1218	76.1
Opponents.....		16	3249		476-1073	.444	117-340	.344	198-265	.747	161	407	568	35.5	246	-	232	166	33	130	1267	79.2

TEAM STATISTICS	GACM	OPP	Date	Opponent	Score	Att.
SCORING	1218	1267	11/08/19	BUENA VISTA	L 73-96	673
Points per game	76.1	79.2	11/16/19	at Northwestern-St. Paul	L 71-83	321
Scoring margin	-3.1	-	* 11/23/19	MACALESTER	W 79-66	273
FIELD GOALS-ATT	448-987	476-1073	N 11/30/19	at Central	Lot 79-89	175
Field goal pct	.454	.444	* 12/04/19	HAMLIN	Wot 88-81	528
3 POINT FG-ATT	129-358	117-340	* 12/07/19	at St. Thomas (MN)	L 66-90	693
3-point FG pct	.360	.344	* 12/11/19	SAINT JOHN'S (MN)	L 52-66	721
3-pt FG made per game	8.1	7.3	* 12/14/19	CONCORDIA-M'HEAD	W 76-59	383
FREE THROWS-ATT	193-280	198-265	12/29/19	at ClaremontMuddScripps	L 67-77	116
Free throw pct	.689	.747	12/31/19	at Pomona-Pitzer	L 91-110	216
F-Throws made per game	12.1	12.4	* 01/04/20	ST. OLAF	L 68-84	362
REBOUNDS	568	568	* 01/06/20	CARLETON	W 93-82	320
Rebounds per game	35.5	35.5	* 1/8/20	at Saint Mary's	W 76-65	147
Rebounding margin	+0.0	-	* 01/11/20	at Bethel (MN)	L 69-73	294
ASSISTS	277	232	* 01/15/20	at Concordia-M'head	W 78-58	123
Assists per game	17.3	14.5	* 01/19/20	AUGSBURG	W 92-88	283
TURNOVERS	229	166	* - Conference game			
Turnovers per game	14.3	10.4				
Turnover margin	-3.9	-				
Assist/turnover ratio	1.2	1.4				
STEALS	77	130				
Steals per game	4.8	8.1				
BLOCKS	78	33				
Blocks per game	4.9	2.1				
ATTENDANCE	3543	2085				
Home games-Avg/Game	8-443	8-261				
Neutral site-Avg/Game	-	0-0				

Score by Periods	1st	2nd	OT	Totals
Gustavus Adolphus	578	621	19	1218
Opponents	605	640	22	1267

2019-20 GAME-BY-GAME BOX SCORES

GAME 1

Official Basketball Box Score -- Game Totals -- Final Statistics

Buena Vista vs Gustavus Adolphus

11/08/19 7:00 pm at

Buena Vista 96 • 1-0,0-0 American

#	Player	Total		3-Ptr	Rebounds			PF	TP	A TO Blk Stl				Min	
		FG-FGA	FG-FGA		FT-FTA	Off	De			Tot	A	TO	Blk		Stl
42	Noah Schmitt	f	2-2	1-1	0-0	2	1	3	4	5	4	0	1	0	14
04	Michael Demers	g	6-10	4-7	2-2	1	2	3	2	18	2	3	0	4	25
05	Dominic Sesma	g	4-11	0-4	5-5	1	2	3	4	13	1	5	0	2	27
11	Lincoln Rock	g	2-7	0-1	0-0	6	4	10	2	4	3	0	0	2	27
24	Tim Jeffries	g	8-10	1-1	3-4	0	3	3	4	20	2	1	0	0	22
01	Garrett Sittner		2-4	1-3	0-0	0	1	1	0	5	0	0	0	1	12
02	Joe Lind		0-3	0-2	0-0	1	1	2	0	0	2	0	0	1	10
10	DJ McNeal		4-10	0-3	3-4	0	1	1	3	11	1	3	0	1	22
15	Alex Rogers Jr.		1-1	0-0	0-0	0	0	0	0	2	0	0	0	0	3
22	Brendan Gary		3-3	1-1	2-6	1	4	5	1	9	0	0	0	1	17
25	Jacob Privia		3-8	3-7	0-0	0	3	3	2	9	2	1	1	0	21
	Team					0	0	0							
	Totals		35-69	11-30	15-21	12	22	34	22	96	17	13	2	12	200

FG % 1st Half: 14-32 43.8% 2nd half: 21-37 56.8% Game: 35-69 50.7%
3FG % 1st Half: 5-17 29.4% 2nd half: 6-13 46.2% Game: 11-30 36.7%
FT % 1st Half: 9-13 69.2% 2nd half: 6-8 75.0% Game: 15-21 71.4%

Deadball Rebounds 5,1

Gustavus Adolphus 73 • 0-1,0-0 MIAC

#	Player		Total		3-Ptr	Rebounds			PF	TP	A TO Blk Stl				Min
			FG-FGA	FG-FGA		FT-FTA	Off	De			Tot	A	TO	Blk	
04	Malo,Nolan	f	2-5	0-2	3-4	2	1	3	4	7	2	3	0	0	20
32	Guse,Jake	c	4-9	0-0	1-3	4	4	8	1	9	1	2	0	0	25
02	Benji Lundberg	g	2-3	0-0	0-0	0	3	3	3	4	1	2	1	0	30
10	Douglas,Isaac	g	5-11	3-6	0-0	1	3	4	2	13	4	5	0	1	34
11	Rezac,Logan	g	6-12	0-2	1-4	2	2	4	2	13	1	5	0	0	26
05	Jones,Parker		0-0	0-0	0-0	0	0	0	1	0	0	1	0	0	2
12	Wilner,Mac		0-0	0-0	0-0	0	1	1	0	0	0	0	0	0	2
20	Hedstrom,Anders		0-0	0-0	0-0	0	0	0	0	0	0	0	0	0	2
22	Morem,Marten		3-7	3-6	0-0	0	1	1	1	9	2	1	1	0	22
24	Woda,CJ		1-2	0-0	7-8	1	2	3	3	9	3	0	0	3	19
30	Miller,Jamison		0-0	0-0	0-0	0	0	0	0	0	0	0	0	0	2
33	Lundquist,Peter		1-6	1-3	2-4	1	1	2	2	5	2	2	2	1	14
34	Engen,Leif		2-2	0-0	0-0	0	1	1	0	4	0	1	0	0	2
	Team					0	0	0							
	Totals		26-57	7-19	14-23	11	19	30	19	73	16	22	4	5	200

FG % 1st Half: 15-34 44.1% 2nd half: 11-23 47.8% Game: 26-57 45.6%
3FG % 1st Half: 2-9 22.2% 2nd half: 5-10 50.0% Game: 7-19 36.8%
FT % 1st Half: 4-5 80.0% 2nd half: 10-18 55.6% Game: 14-23 60.9%

Deadball Rebounds 6,4

Officials: Technical fouls: Buena Vista-None. Gustavus Adolphus-None.
Attendance: 673
2019-20 Men's Basketball. Round: 0. Buena Vista vs Gust. Adolphus. Played at G

Score by periods				1st	2nd	Total
Buena Vista				42	54	96
Gustavus Adolphus				36	37	73

GAME 3

Official Basketball Box Score -- Game Totals -- Final Statistics

Macalester vs Gustavus Adolphus

11/23/19 1:00 pm at

Macalester 66 • 3-3,0-1 MIAC

##	Player		Total		3-Ptr	Rebounds			PF	TP	A TO Blk Stl				Min	
			FG-FGA	FG-FGA		FT-FTA	Off	De			Tot	A	TO	Blk		Stl
42	Jackson Henningfield	f	5-16		0-5	2-2	1	10	11	1	12	2	1	0	0	37
34	Shane Anderson	c	6-13		0-0	1-2	1	4	5	3	13	1	0	1	1	34
05	Eric Sathy	g	4-8		1-1	5-5	0	5	5	1	14	1	0	1	0	37
11	Tyler McFarland	g	0-6		0-3	1-2	0	3	3	0	1	0	1	0	0	11
13	Gabriel Ramos	g	6-13		2-5	0-0	0	4	4	3	14	5	3	0	0	37
12	Nikhil Smith		3-4		1-2	1-1	0	0	0	2	8	2	3	0	2	24
20	Mike Babb		0-0		0-0	0-0	0	0	0	2	0	0	0	0	0	10
32	Nathan Davies		1-1		1-1	1-1	0	2	2	1	4	0	1	0	0	10
	Team						0	0	0							
	Totals		25-61		5-17	11-13	2	28	30	13	66	11	9	2	3	200

FG % 1st Half: 12-31 38.7% 2nd half: 13-30 43.3% Game: 25-61 41.0%
3FG % 1st Half: 2-7 28.6% 2nd half: 3-10 30.0% Game: 5-17 29.4%
FT % 1st Half: 3-4 75.0% 2nd half: 8-9 88.9% Game: 11-13 84.6%

Deadball Rebounds 6,1

Gustavus Adolphus 79 • 1-2,1-0 MIAC

#	Player		Total		3-Ptr	Rebounds			PF	TP	A TO Blk Stl				Min	
			FG-FGA	FG-FGA		FT-FTA	Off	De			Tot	A	TO	Blk		Stl
04	Malo,Nolan	f	3-9		2-5	1-2	2	1	3	1	9	2	0	0	3	33
32	Guse,Jake	c	2-4		0-0	3-3	0	6	6	2	7	2	2	3	0	23
02	Benji Lundberg	g	8-12		5-6	2-2	0	5	5	1	23	7	1	0	1	35
10	Douglas,Isaac	g	2-9		2-7	0-0	1	1	2	0	6	4	0	0	0	33
11	Rezac,Logan	g	8-15		3-8	5-8	1	4	5	3	24	1	4	0	1	35
03	Schommer,Jordan		0-0		0-0	0-0	0	0	0	0	0	0	0	0	0	3
22	Morem,Marten		1-6		0-3	1-1	0	1	1	2	3	0	0	0	1	11
24	Woda,CJ		1-2		0-0	0-0	1	4	5	4	2	0	1	0	0	11
33	Lundquist,Peter		2-7		0-2	1-2	2	5	7	1	5	1	0	2	0	16
	Team						0	0	0							
	Totals		27-64		12-31	13-18	7	27	34	14	79	17	8	5	6	200

FG % 1st Half: 14-34 41.2% 2nd half: 13-30 43.3% Game: 27-64 42.2%
3FG % 1st Half: 8-18 44.4% 2nd half: 4-13 30.8% Game: 12-31 38.7%
FT % 1st Half: 1-1 100.0 2nd half: 12-17 70.6% Game: 13-18 72.2%

Deadball Rebounds 6,3

Officials: Technical fouls: Macalester-None. Gustavus Adolphus-None.
Attendance: 273
2019-20 Men's Basketball. Round: 0. Gust. Adolphus vs Macalester. Played at Gu

Score by periods				1st	2nd	Total
Macalester				29	37	66
Gustavus Adolphus				37	42	79

GAME 2

Official Basketball Box Score -- Game Totals -- Final Statistics

Gustavus Adolphus vs Northwestern-St. Paul

11/16/19 3:00 pm at

Gustavus Adolphus 71 • 0-2,0-0 MIAC

#	Player		Total		3-Ptr	Rebounds			PF	TP	A TO Blk Stl				Min
			FG-FGA	FG-FGA		FT-FTA	Off	De			Tot	A	TO	Blk	
04	Malo,Nolan	f	9-18	1-5	0-0	4	3	7	1	19	3	3	0	0	27
32	Guse,Jake	c	3-6	0-0	1-2	0	4	4	2	7	4	0	0	0	21
02	Benji Lundberg	g	0-5	0-3	0-0	0	3	3	0	0	0	2	0	0	25
10	Douglas,Isaac	g	2-9	0-5	0-0	1	2	3	5	4	3	0	0	2	30
11	Rezac,Logan	g	9-15	4-8	0-0	1	9	10	1	22	3	4	1	1	34
03	Schommer,Jordan		0-0	0-0	0-0	0	0	0	0	0	0	0	0	0	3
22	Morem,Marten		2-8	1-4	1-2	2	2	4	1	6	1	3	0	0	18
24	Woda,CJ		4-7	0-2	0-2	3	1	4	2	8	0	1	0	1	28
33	Lundquist,Peter		2-3	1-2	0-0	3	1	4	2	5	1	0	0	0	14
	Team					0	0	0							
	Totals		31-71	7-29	2-6	14	25	39	14	71	15	14	1	4	200

FG % 1st Half: 12-32 37.5% 2nd half: 19-39 48.7% Game: 31-71 43.7%
3FG % 1st Half: 3-15 20.0% 2nd half: 4-14 28.6% Game: 7-29 24.1%
FT % 1st Half: 1-4 25.0% 2nd half: 1-2 50.0% Game: 2-6 33.3%

Deadball Rebounds 4

Northwestern-St. Paul 83 • 3-1,0-0 UMAC

#	Player		Total		3-Ptr	Rebounds			PF	TP	A TO Blk Stl				Min
			FG-FGA	FG-FGA		FT-FTA	Off	De			Tot	A	TO	Blk	
20	Owen Boerema	f	1-3	0-1	1-2	2	4	6	2	3	3	2	0	0	27
24	Solomon Bach	f	5-9	1-3	0-0	0	5	5	3	11	0	0	1	0	27
02	Michael Moore	g	7-15	2-4	3-4	1	2	3	0	19	11	2	0	3	39
21	Noah Alm	g	8-15	1-4	2-2	0	2	2	0	19	1	1	0	2	33
22	Tanner Youngberg	g	7-12	1-2	4-4	1	4	5	0	19	2	0	0	2	36
10	Kyle Kaemingk		2-4	0-0	1-1	1	3	4	1	5	0	1	0	0	16
13	Caleb Waldeck		1-1	0-0	0-0	0	1	1	0	2	1	0	0	0	8
31	Reegan Nelson		1-1	1-1	0-0	0	0	0	0	3	0	0	0	0	5
32	Jaron Zwagerman		1-4	0-2	0-0	0	4	4	2	2	0	0	0	0	9
	Team					0	0	0							
	Totals		33-64	6-17	11-13	5	25	30	8	83	18	7	1	7	200

FG % 1st Half: 16-33 48.5% 2nd half: 17-31 54.8% Game: 33-64 51.6%
3FG % 1st Half: 2-8 25.0% 2nd half: 4-9 44.4% Game: 6-17 35.3%
FT % 1st Half: 3-4 75.0% 2nd half: 8-9 88.9% Game: 11-13 84.6%

Deadball Rebounds 3,1

Officials: Kelly Anlauf,Nate Moeller,John Yorkovich
Technical fouls: Gustavus Adolphus-None. Northwestern-St. Paul-None.
Attendance: 321
2019-20 Men's Basketball. Round: 0. Gust. Adolphus vs Northwestern-St. Paul. P

Score by periods				1st	2nd	Total
Gustavus Adolphus				28	43	71
Northwestern-St. Paul				37	46	83

Score by periods				1st	2nd	Total
Gustavus Adolphus				28	43	71
Northwestern-St. Paul				37	46	83

Official Basketball Box Score -- Game Totals -- Final Statistics

Gustavus Adolphus vs Central

11/30/19 5 p.m. at Pella, Iowa (P.H. Kuyper Gym)

Gustavus Adolphus 79 • 1-3

#

2019-20 GAME-BY-GAME BOX SCORES

GAME 5

Official Basketball Box Score -- Game Totals -- Final Statistics
Hamline vs Gustavus Adolphus
12/04/19 7:00 pm at

Hamline 81 • 1-4,0-3 MIAC		Total	3-Ptr	Rebounds			PF		TP	A	TO	Blk	Stl	Min
##	Player	FG-FGA	FG-FGA	FT-FTA	Off	De	Tot							
34	Michael Dillon	f 4-12	2-6	7-7	5	10	15	2	17	1	2	0	2	36
42	Andrew Jackson	f 1-6	0-0	0-0	2	2	4	3	2	0	2	1	0	10
03	Luke Siwek	g 1-5	0-0	1-2	0	1	1	3	3	2	2	0	2	27
05	Trey Prince	g 3-9	0-4	0-0	2	2	4	2	6	1	3	0	0	24
21	Lucas Berg	g 5-10	0-3	2-2	0	2	2	4	12	2	0	0	3	35
11	Addison Ostendorf	g 5-10	0-1	0-1	0	1	1	0	10	4	2	0	0	24
12	Jake Veldman	g 2-9	1-5	0-0	0	1	1	1	5	0	0	0	1	18
20	Max Gertsner	g 0-0	0-0	0-0	0	0	0	0	0	0	0	0	0	2
23	Conner Krenos	g 0-1	0-1	0-0	0	0	0	1	0	0	0	0	1	3
25	Jordan Litwiller	g 3-5	1-2	0-0	0	2	2	0	7	0	0	0	0	9
30	Cooper Berg	g 5-10	4-9	5-7	2	3	5	1	19	3	2	0	0	31
33	Marshall Holland	g 0-1	0-1	0-0	0	1	1	1	0	1	0	0	0	6
Team					0	0	0							
Totals		29-78	8-32	15-19	11	25	36	18	81	14	13	1	9	225
FG % 1st Half: 15-34		44.1%	2nd half: 11-33	33.3%	OT: 3-11	27.3%	Game: 29-78	37.2%	Deadball					
3FG % 1st Half: 4-14		28.6%	2nd half: 4-12	33.3%	OT: 0-6	0.0%	Game: 8-32	25.0%	Rebounds					
FT % 1st Half: 4-7		57.1%	2nd half: 7-8	87.5%	OT: 4-4	100.0	Game: 15-19	78.9%	3,6					

Gustavus Adolphus 88 • 2-3,2-0 MIAC		Total	3-Ptr	Rebounds			PF		TP	A	TO	Blk	Stl	Min
##	Player	FG-FGA	FG-FGA	FT-FTA	Off	De	Tot							
04	Malo,Nolan	f 9-17	4-8	0-3	0	5	5	1	22	3	1	0	0	33
32	Guse,Jake	c 3-6	0-0	2-2	2	5	7	2	8	3	2	4	0	30
02	Lundberg,Benji	g 4-5	0-0	0-0	2	7	9	4	8	7	3	0	1	35
10	Douglas,Isaac	g 5-15	3-10	2-2	2	2	4	0	15	7	2	0	0	40
11	Rezac,Logan	g 1-5	0-0	6-10	0	6	6	2	8	0	5	0	3	30
03	Schommer,Jordan	g 0-0	0-0	0-0	0	0	0	0	0	0	0	0	1	5
22	Morem,Marten	g 6-11	1-2	0-0	1	2	3	2	13	0	0	0	0	17
24	Woda,CJ	g 3-7	0-0	0-0	2	4	6	3	6	1	0	0	1	22
33	Lundquist,Peter	g 2-4	0-1	4-4	0	2	2	2	8	1	3	1	1	13
Team					0	1	1							
Totals		33-70	8-21	14-21	9	34	43	16	88	22	16	5	7	225
FG % 1st Half: 16-31		51.6%	2nd half: 12-32	37.5%	OT: 5-7	71.4%	Game: 33-70	47.1%	Deadball					
3FG % 1st Half: 4-10		40.0%	2nd half: 3-8	37.5%	OT: 1-3	33.3%	Game: 8-21	38.1%	Rebounds					
FT % 1st Half: 7-8		87.5%	2nd half: 1-5	20.0%	OT: 6-8	75.0%	Game: 14-21	66.7%	4,5					

Officials: Technical fouls: Hamline-None. Gustavus Adolphus-None.
Attendance: 528
2019-20 Men's Basketball. Round: 0. Gust. Adolphus vs Hamline. Played at Gus Y

Score by periods	1st	2nd	OT	Total
Hamline	38	33	10	81
Gustavus Adolphus	43	28	17	88

GAME 7

Official Basketball Box Score -- Game Totals -- Final Statistics
Saint John's (MN) vs Gustavus Adolphus
12/11/19 7:00 pm at

Saint John's (MN) 66 • 7-1,5-0 MIAC		Total	3-Ptr	Rebounds			PF		TP	A	TO	Blk	Stl	Min
##	Player	FG-FGA	FG-FGA	FT-FTA	Off	De	Tot							
05	Zach Hanson	c 6-14	0-0	2-2	3	8	11	3	14	2	0	1	0	33
35	Lucas Walford	c 5-11	0-0	4-6	7	8	15	1	14	1	0	2	0	28
04	Colton Codute	g 3-9	0-3	1-2	0	1	1	1	7	1	0	0	0	30
13	Oakley Baker	g 4-9	1-3	1-1	1	3	5	8	4	10	1	2	0	28
21	Jubie Alade	g 5-10	2-5	7-10	3	2	5	2	19	3	1	0	1	29
02	Jake Binley	g 0-0	0-0	0-0	0	0	0	0	0	0	1	0	0	2
03	Ricky Eason	g 0-0	0-0	0-0	0	0	0	0	0	0	1	0	0	2
10	Ethan Novacinski	g 1-3	0-0	0-0	1	1	2	1	2	0	1	0	0	8
15	Tommy Jensen	g 0-0	0-0	0-0	1	0	1	2	0	2	1	0	0	8
23	Gavin Bates	g 0-0	0-0	0-0	0	0	0	0	0	0	0	0	1	2
24	Tyler Kemp	g 0-2	0-2	0-0	2	0	2	1	0	1	0	0	0	6
31	Alex Rasmussen	g 0-0	0-0	0-0	1	0	1	0	0	0	0	0	0	2
33	Sean Ryan	g 0-5	0-0	0-0	0	1	1	0	0	0	1	0	1	20
41	Carson Schoeller	g 0-1	0-1	0-0	0	0	0	1	0	0	0	0	0	2
Team					0	0	0							
Totals		24-64	3-14	15-21	21	26	47	16	66	11	8	3	3	200
FG % 1st Half: 14-33		42.4%	2nd half: 10-31	32.3%	Game: 24-64	37.5%	Deadball							
3FG % 1st Half: 3-8		37.5%	2nd half: 0-6	0.0%	Game: 3-14	21.4%	Rebounds							
FT % 1st Half: 4-7		57.1%	2nd half: 11-14	78.6%	Game: 15-21	71.4%	6,5							

Gustavus Adolphus 52 • 2-5,2-2 MIAC		Total	3-Ptr	Rebounds			PF		TP	A	TO	Blk	Stl	Min
##	Player	FG-FGA	FG-FGA	FT-FTA	Off	De	Tot							
04	Malo,Nolan	f 0-6	0-3	2-2	1	5	6	0	2	0	1	1	1	28
32	Guse,Jake	c 1-8	0-0	5-6	3	3	6	3	7	2	1	3	0	25
02	Lundberg,Benji	g 1-5	0-1	0-0	0	0	0	3	2	3	0	0	0	23
10	Douglas,Isaac	g 3-7	1-5	0-0	0	2	2	1	7	1	0	0	1	31
11	Rezac,Logan	g 4-9	1-4	2-4	1	4	5	1	11	0	0	0	1	32
03	Schommer,Jordan	g 1-1	0-0	0-0	0	0	0	0	2	0	0	0	0	6
05	Jones,Parker	g 0-0	0-0	0-0	0	0	0	0	0	0	0	0	0	1
12	Wilner,Mac	g 0-0	0-0	0-0	0	0	0	0	0	0	0	0	0	1
20	Hedstrom,Anders	g 0-0	0-0	0-0	0	0	0	0	0	0	0	0	0	1
22	Morem,Marten	g 3-7	1-2	2-2	0	0	0	0	9	0	1	1	0	16
24	Woda,CJ	g 0-4	0-1	1-3	4	5	9	1	1	1	0	0	0	21
33	Lundquist,Peter	g 4-9	3-3	0-0	1	0	1	5	11	0	0	0	0	13
34	Engen,Leif	g 0-0	0-0	0-0	0	0	0	0	0	1	0	0	0	2
Team					0	0	0							
Totals		17-56	6-19	12-17	10	19	29	14	52	7	4	5	3	200
FG % 1st Half: 9-31		29.0%	2nd half: 8-25	32.0%	Game: 17-56	30.4%	Deadball							
3FG % 1st Half: 3-12		25.0%	2nd half: 3-7	42.9%	Game: 6-19	31.6%	Rebounds							
FT % 1st Half: 2-4		50.0%	2nd half: 10-13	76.9%	Game: 12-17	70.6%	3							

Officials: Technical fouls: Saint John's (MN)-None. Gustavus Adolphus-Lundquist,Peter.
Attendance: 721
2019-20 Men's Basketball. Round: 0. Gust. Adolphus vs Saint John's (MN). Played

Score by periods	1st	2nd	Total
Saint John's (MN)	35	31	66
Gustavus Adolphus	23	29	52

GAME 6

Official Basketball Box Score -- Game Totals -- Final Statistics
Gustavus Adolphus vs St. Thomas (MN)
12/07/19 1:00 pm at

Gustavus Adolphus 66 • 2-4,2-1 MIAC		Total	3-Ptr	Rebounds			PF		TP	A	TO	Blk	Stl	Min
##	Player	FG-FGA	FG-FGA	FT-FTA	Off	De	Tot							
04	Malo,Nolan	f 6-7	3-4	0-0	0	2	2	1	15	1	1	1	0	28
32	Guse,Jake	c 1-4	0-0	3-6	2	4	6	2	5	0	2	1	1	16
02	Lundberg,Benji	g 1-4	1-3	0-0	0	1	2	3	1	12	2	3	0	17
10	Douglas,Isaac	g 5-10	3-5	0-0	0	3	3	0	13	4	1	0	1	29
11	Rezac,Logan	g 2-12	1-6	1-1	1	4	5	0	6	3	4	0	0	32
03	Schommer,Jordan	g 2-2	1-1	0-0	0	1	1	0	5	1	1	0	0	11
05	Jones,Parker	g 1-1	0-0	0-0	0	1	1	0	2	0	0	0	0	3
12	Wilner,Mac	g 0-1	0-1	0-0	0	1	1	0	0	1	0	0	0	3
20	Hedstrom,Anders	g 0-0	0-0	0-0	0	1	2	0	0	0	0	0	0	3
22	Morem,Marten	g 0-1	0-1	0-0	0	1	2	0	0	0	3	0	0	17
24	Woda,CJ	g 1-1	0-0	0-0	0	1	1	3	2	0	5	0	1	13
33	Lundquist,Peter	g 6-8	1-2	0-0	0	2	2	0	13	0	3	0	1	17
34	Engen,Leif	g 1-2	0-0	0-2	0	0	0	1	2	0	1	0	0	4
Team					2	1	3							
Totals		26-53	10-23	4-9	7	30	37	10	66	12	25	2	4	200
FG % 1st Half: 7-21		33.3%	2nd half: 19-32	59.4%	Game: 26-53	49.1%	Deadball							
3FG % 1st Half: 1-9		11.1%	2nd half: 9-14	64.3%	Game: 10-23	43.5%	Rebounds							
FT % 1st Half: 3-3		100.0	2nd half: 1-6	16.7%	Game: 4-9	44.4%	2							

St. Thomas (MN) 90 • 7-1,3-0 MIAC		Total	3-Ptr
-----------------------------------	--	-------	-------

2019-20 GAME-BY-GAME BOX SCORES

GAME 9

Official Basketball Box Score -- Game Totals -- Final Statistics
Gustavus Adolphus vs ClaremontMuddScripps
12/29/19 6 p.m. at Claremont, CA (Roberts Pavilion)

Table with 18 columns: Player, FG-FGA, 3-Ptr, FT-FTA, Rebounds (Off, De, Tot), PF, TP, A, TO, Blk, Stl, Min. Includes team totals and half-by-half statistics for Gustavus Adolphus.

Table with 18 columns: Player, FG-FGA, 3-Ptr, FT-FTA, Rebounds (Off, De, Tot), PF, TP, A, TO, Blk, Stl, Min. Includes team totals and half-by-half statistics for ClaremontMuddScripps.

Score by periods table with columns: Period, 1st, 2nd, Total. Rows for Gustavus Adolphus and ClaremontMuddScripps.

GAME 11

Official Basketball Box Score -- Game Totals -- Final Statistics
St. Olaf vs Gustavus Adolphus
01/04/20 1:00 pm at

Table with 18 columns: Player, FG-FGA, 3-Ptr, FT-FTA, Rebounds (Off, De, Tot), PF, TP, A, TO, Blk, Stl, Min. Includes team totals and half-by-half statistics for St. Olaf.

Table with 18 columns: Player, FG-FGA, 3-Ptr, FT-FTA, Rebounds (Off, De, Tot), PF, TP, A, TO, Blk, Stl, Min. Includes team totals and half-by-half statistics for Gustavus Adolphus.

Score by periods table with columns: Period, 1st, 2nd, Total. Rows for St. Olaf and Gustavus Adolphus.

GAME 10

Official Basketball Box Score -- Game Totals -- Final Statistics
Gustavus Adolphus vs Pomona-Pitzer
12/31/19 2:00 PM at Voelkel Gymnasium

Table with 18 columns: Player, FG-FGA, 3-Ptr, FT-FTA, Rebounds (Off, De, Tot), PF, TP, A, TO, Blk, Stl, Min. Includes team totals and half-by-half statistics for Gustavus Adolphus.

Table with 18 columns: Player, FG-FGA, 3-Ptr, FT-FTA, Rebounds (Off, De, Tot), PF, TP, A, TO, Blk, Stl, Min. Includes team totals and half-by-half statistics for Pomona-Pitzer.

Score by periods table with columns: Period, 1st, 2nd, Total. Rows for Gustavus Adolphus and Pomona-Pitzer.

GAME 12

Official Basketball Box Score -- Game Totals -- Final Statistics
Carleton vs Gustavus Adolphus
01/06/20 7:00 pm at

Table with 18 columns: Player, FG-FGA, 3-Ptr, FT-FTA, Rebounds (Off, De, Tot), PF, TP, A, TO, Blk, Stl, Min. Includes team totals and half-by-half statistics for Carleton.

Table with 18 columns: Player, FG-FGA, 3-Ptr, FT-FTA, Rebounds (Off, De, Tot), PF, TP, A, TO, Blk, Stl, Min. Includes team totals and half-by-half statistics for Gustavus Adolphus.

Score by periods table with columns: Period, 1st, 2nd, Total. Rows for Carleton and Gustavus Adolphus.

2019-20 GAME-BY-GAME BOX SCORES

GAME 13

Official Basketball Box Score -- Game Totals -- Final Statistics
Gustavus Adolphus vs Saint Mary's
1/8/20 7:00 at Winona, Minn. (Saint Mary's Gym)

Gustavus Adolphus 76 • 5-3 MIAC, 5-8															
#	Player	Total		3-Ptr		Rebounds			PF	TP	A			Stl	Min
		FG-FGA	FG-FGA	FT-FTA	Off	De	Tot				To	Blk			
04	Malo,Nolan	* 5-8	0-1	3-4	1	2	3	3	13		1	2	1	2	30
10	Douglas,Isaac	* 3-4	3-4	1-2	0	1	1	1	10		0	2	0	0	31
11	Rezac,Logan	* 3-14	1-5	3-3	0	8	8	0	10		5	1	0	1	30
24	Woda,CJ	* 1-4	0-0	0-2	3	5	8	2	2		2	2	0	1	21
32	Guse,Jake	* 2-4	0-0	2-2	1	4	5	4	6		0	1	0	0	23
02	Lundberg,Benji	1-2	0-1	0-0	0	1	1	1	2		2	1	0	0	14
12	Wilner,Mac	0-1	0-0	0-0	0	0	0	0	0		0	0	0	0	0
15	Feahn,Kaleb	5-11	2-3	14-16	4	2	6	2	26		1	1	2	1	26
22	Morem,Marten	1-2	0-1	0-0	0	2	2	1	2		2	0	0	0	10
33	Lundquist,Peter	1-4	0-1	3-4	2	4	6	4	5		1	4	0	1	15
	Team				2	1	3				1				
	Totals	22-54	6-16	26-33	13	30	43	18	76		14	15	3	6	200
FG % 1st Half: 12-29 41.4% 2nd half: 10-25 40.0% Game: 22-54 40.7% 3FG % 1st Half: 4-10 40.0% 2nd half: 2-6 33.3% Game: 6-16 37.5% FT % 1st Half: 11-14 78.6% 2nd half: 15-19 78.9% Game: 26-33 78.8%															
															Deadball Rebounds 4

Saint Mary's 65 • 3-4 MIAC, 6-6															
#	Player	Total		3-Ptr		Rebounds			PF	TP	A			Stl	Min
		FG-FGA	FG-FGA	FT-FTA	Off	De	Tot				To	Blk			
01	Kevin Gleason	* 1-1	1-1	0-0	0	1	1	4	3		0	0	0	0	22
02	Eli Cave	* 3-9	0-3	6-8	0	6	6	4	12		2	4	1	1	29
03	Shawn Pickford	* 5-9	3-5	4-6	0	1	1	3	17		2	2	0	3	30
10	Sawyer Rosner	* 2-9	1-5	2-2	2	3	5	2	7		1	1	0	0	24
22	Jacob Chilson	* 3-8	1-4	0-0	0	2	2	0	7		1	3	0	0	15
04	Kristjan Meitz	0-1	0-1	0-2	2	2	4	3	0		1	0	0	0	14
11	Greg Martin	5-10	0-0	0-1	2	2	4	1	10		2	2	0	0	20
12	Kareem Anthony-Bello	4-8	1-4	0-0	1	2	3	4	9		0	0	0	2	24
21	Nick Falls	0-1	0-1	0-0	0	1	1	1	0		0	0	0	0	2
23	Caden Freely	0-0	0-0	0-0	0	1	1	0	0		2	0	0	0	4
25	Zach Kjeseth	0-2	0-1	0-0	1	1	2	1	0		0	1	0	0	9
30	Brady Stevens	0-2	0-2	0-0	2	0	2	1	0		0	0	0	0	7
	Team				3	0	3				1				
	Totals	23-60	7-27	12-19	13	22	35	24	65		11	14	1	6	200
FG % 1st Half: 9-30 30.0% 2nd half: 14-30 46.7% Game: 23-60 38.3% 3FG % 1st Half: 4-14 28.6% 2nd half: 3-13 23.1% Game: 7-27 25.9% FT % 1st Half: 5-8 62.5% 2nd half: 7-11 63.6% Game: 12-19 63.2%															
															Deadball Rebounds 1

Officials: Technical fouls: Gustavus Adolphus-None. Saint Mary's-Greg Martin.
Attendance: 147

Score by periods	1st	2nd	Total
Gustavus Adolphus	39	37	76
Saint Mary's	27	38	65

GAME 15

Official Basketball Box Score -- Game Totals -- Final Statistics
Gustavus Adolphus vs Concordia-M'head
01/15/20 5:15 PM at Moorhead, Minn. (Memorial Auditorium)

Gustavus Adolphus 78 • 6-9, 6-4 MIAC															
#	Player	Total		3-Ptr		Rebounds			PF	TP	A			Stl	Min
		FG-FGA	FG-FGA	FT-FTA	Off	De	Tot				To	Blk			
04	Malo,Nolan	* 4-8	1-3	4-4	0	5	5	0	13		1	0	0	1	29
10	Douglas,Isaac	* 3-9	0-3	0-0	1	5	6	2	6		5	0	0	0	30
11	Rezac,Logan	* 3-7	1-2	3-4	1	6	7	1	10		2	3	0	0	26
24	Woda,CJ	* 2-6	0-0	0-2	1	2	3	2	4		1	1	0	0	11
32	Guse,Jake	* 6-10	0-0	1-1	1	6	7	3	13		1	0	5	1	20
03	Schommer,Jordan	0-0	0-0	0-0	0	0	0	0	0		0	0	0	0	1
15	Feahn,Kaleb	3-9	1-6	4-4	1	4	5	2	11		3	3	0	1	29
2	Benji Lundberg	1-1	0-0	0-0	0	1	1	1	2		1	1	0	0	19
20	Hedstrom,Anders	0-0	0-0	0-0	0	0	0	0	0		0	0	0	0	1
22	Morem,Marten	2-3	0-0	0-0	0	4	4	0	4		0	2	0	0	14
33	Lundquist,Peter	6-10	1-2	2-2	0	4	4	0	15		1	1	0	0	19
42	Engen,Leif	0-0	0-0	0-0	0	0	0	0	0		0	0	0	0	1
	Team				0	0	0								
	Totals	30-63	4-16	14-17	5	37	42	11	78		15	11	5	3	200
FG % 1st Half: 12-34 35.3% 2nd half: 18-29 62.1% Game: 30-63 47.6% 3FG % 1st Half: 3-11 27.3% 2nd half: 1-5 20.0% Game: 4-16 25.0% FT % 1st Half: 4-5 80.0% 2nd half: 10-12 83.3% Game: 14-17 82.4%															
															Deadball Rebounds 3,1

Concordia-M'head 58 • 2-12, 0-9 MIAC															
#	Player	Total		3-Ptr		Rebounds			PF	TP	A			Stl	Min
		FG-FGA	FG-FGA	FT-FTA	Off	De	Tot				To	Blk			
02	Bryden Urie	* 4-14	2-3	3-4	0	5	5	1	13		1	2	0	0	31
04	Adam Daggett	* 2-8	2-3	0-0	0	0	0	2	6		0	2	0	1	21
22	Jacob Fredrickson	* 0-1	0-0	0-0	0	0	0	1	0		0	0	0	0	10
32	John Reiten	* 3-9	0-0	2-2	2	1	3	2	8		1	1	0	0	20
34	Andrew Holen	* 1-3	0-1	0-0	0	2	2	0	2		0	0	0	2	20
03	Braeton Motschenbach	4-7	0-0	0-1	2	6	8	2	8		2	1	0	0	24
05	Jackson Jangula	3-5	1-2	1-2	0	2	2	0	8		4	1	0	2	20
23	Brendan Trump	0-2	0-1	0-2	1	6	7	3	0		0	0	0	1	19
24	Camden Arndt	0-1	0-0	0-0	0	2	2	0	0		0	2	0	1	10
33	Ty Setness	6-14	0-0	1-2	0	0	0	3	13		0	0	0	0	25
	Team				0	0	0								
	Totals	23-64	5-10	7-13	5	24	29	14	58		8	9	0	7	200
FG % 1st Half: 10-31 32.3% 2nd half: 13-33 39.4% Game: 23-64 35.9% 3FG % 1st Half: 3-6 50.0% 2nd half: 2-4 50.0% Game: 5-10 50.0% FT % 1st Half: 2-7 28.6% 2nd half: 5-6 83.3% Game: 7-13 53.8%															
															Deadball Rebounds 4,4

Officials: Jeff Mosca, Bill Fisher, Ben Wolden
Technical fouls: Gustavus Adolphus-None. Concordia-M'head-None.
Attendance: 123

Score by periods	1st	2nd	Total
Gustavus Adolphus	31	47	78
Concordia-M'head	25	33	58

GAME 14

Official Basketball Box Score -- Game Totals -- Final Statistics
Gustavus Adolphus vs Bethel (MN)
01/11/20 1:00 pm at

Gustavus Adolphus 69 • 5-9,5-4 MIAC															
#	Player	Total		3-Ptr		Rebounds			PF	TP	A			Stl	Min
		FG-FGA	FG-FGA	FT-FTA	Off	De	Tot				To	Blk			
04	Malo,Nolan	r 1-2	0-0	0-0	0	0	0	3	2		1	5	0	1	23
24	Woda,CJ	r 0-2	0-0	2-4	2	1	3	3	2		1	0	0	1	24
32	Guse,Jake	c 4-4	0-0	3-4	3	3	6	0	11		0	0	2	1	20
10	Douglas,Isaac	g 8-13	4-7	2-2	0	2	2	0	22		0	2	0	0	28
11	Rezac,Logan	g 4-12	1-5	3-6	0	7	7	1	12		5	3	1	2	32
02	Lundberg,Benji	1-3	1-2	0-0	0	3	3	1	3		1	1	0	0	16
15	Feahn,Kaleb	0-5	0-2	0-1	1	4	5	1	0		4	1	0	0	26
22	Morem,Marten	0-0	0-0	0-0	0	1	1	1	0		2	0	0	1	11
33	Lundquist,Peter	8-12	1-4	0-0	0	4	4	1	17		1	0	1	0	20
	Team				0	0	0								
	Totals	26-53	7-20	10-17	6	25	31	11	69		15	12	4	6	200
FG % 1st Half: 12-27 44.4% 2nd half: 14-26 53.8% Game: 26-53 49.1% 3FG % 1st Half: 2-10 20.0% 2nd half: 5-10 50.0% Game: 7-20 35.0% FT % 1st Half: 6-8 75.0% 2nd half: 4-9 44.4% Game: 10-17 58.8%															
															Deadball Rebounds 4

||
||
||