



GUSTAVUS

gustavus.edu/athletics/mbb
@GustieAthletics
@Gustavus_MBB

GUSTAVUS MEN'S BASKETBALL GAME NOTES

GUSTAVUS SPORTS INFORMATION

GUSTAVUS

2-3
OVERALL

2-0
MIAC



-VS-



6-1
OVERALL

2-0
MIAC

TOMMIES

Mark Hanson
HEAD COACH

510-281
RECORD AT GAC, 30th SEASON

Johnny Tauer
HEAD COACH

191-48
RECORD AT UST, 9th SEASON

2019-20 SCHEDULE

DATE	OPPONENT	TIME/RESULT
NOVEMBER		
8	BUENA VISTA	L 73-96
16	Northwestern-St. Paul	71-83
23	MACALESTER*	W 79-66
30	Central	L 79-89 (OT)
DECEMBER		
4	HAMLIN*	W 88-81 (OT)
7	St. Thomas*	1 p.m.
11	SAINT JOHN'S*	7 p.m.
14	CONCORDIA*	1 p.m.
29	Claremont-Mudd-Scripps	8 p.m.
31	Pomona Pitzer	4 p.m.
JANUARY		
4	ST. OLAF*	1 p.m.
6	CARLETON*	7 p.m.
8	Saint Mary's*	7 p.m.
11	Bethel*	1 p.m.
15	Concordia*	5:15 p.m.
18	AUGSBURG*	1 p.m.
22	Hamline*	7 p.m.
25	Macalester*	1 p.m.
29	Saint John's*	7 p.m.
FEBRUARY		
1	ST. THOMAS*	1 p.m.
5	Carleton*	7 p.m.
8	St. Olaf*	1 p.m.
15	BETHEL*	1 p.m.
19	SAINT MARY'S*	7 p.m.
22	Augsburg*	1 p.m.

HOME GAMES IN BOLD CAPS
* DENOTES MIAC CONTEST

HOW THEY COMPARE

(MIAC Ranks)

GUSTAVUS	- vs -	ST. THOMAS
78.0 (5th)	SCORING	80.7 (2nd)
44.3 (8th)	FG%	47.3 (4th)
32.8 (8th)	3FG%	37.1 (5th)
37.0 (4th)	REBOUNDS	34.7 (8th)
18.2 (1st)	ASSISTS	14.3 (5th)
4.0 (1st)	BLOCKS	1.1 (11th)
5.6 (6th)	STEALS	8.3 (1st)
83.0 (11th)	SCORING DEFENSE	64.6 (3rd)
45.1 (7th)	FG% DEFENSE	44.2 (6th)
32.7 (6th)	3FG% DEFENSE	29.5 (1st)
+2.6 (5th)	REBOUND MARGIN	+2.7 (4th)
16.8 (11th)	TURNOVERS	12.9 (6th)
1.1	AST-TO RATIO	1.1

GUSTAVUS VS. ST. THOMAS

GAME

6

Minnesota Intercollegiate Athletic Conf.
Saint Paul, Minn.
Schoenecker Arena (1,800)
Saturday, Dec. 7, 2019
1 p.m.

LIVE COVERAGE

ONLINE VIDEO/STATS: https://www.tommiesports.com/sports/mbkb/2019-20/boxscores/20191207_u48z.xml
RADIO: 860 AM KNUJ - New Ulm, Minn.
PLAY-BY-PLAY: Tom Wheeler
TWITTER: @GustieAthletics

SERIES AT A GLANCE

OVERALL St. Thomas leads 119-75 (195th Meeting)
Current Streak UST 2
Last Meeting 2/4/19 (UST 74-66)

LAST GAME STARTERS



2 BENJI LUNDBERG SO • GUARD • 6-0	10 ISAAC DOUGLAS JR • GUARD • 6-1	11 LOGAN REZAC JR • WING • 6-3	4 NOLAN MALO SO • FORWARD • 6-6	32 JAKE GUSE SO • POST • 6-7
MIN 32.8	MIN 35.4	MIN 32.8	MIN 26.0	MIN 26.4
PPG 8.0	PPG 10.6	PPG 15.8	PPG 13.6	PPG 8.2
FG% 45.7	FG% 35.2	FG% 44.6	FG% 49.1	FG% 54.8
AST 4.2	AST 4.8	3FG% 33.3	AST 2.0	BLK 2.0
REB 4.6	REB 3.2	REB 6.8	REB 4.2	REB 7.0

MEDIA CONTACT

SPORTS INFORMATION DIRECTOR: CJ Siewert
SIEWERT@GUSTAVUS.EDU
OFFICE: (507) 933-7647 | CELL: (507) 779-4135

2019-20 GUSTAVUS MEN'S BASKETBALL

RADIO / BROADCAST ROSTER



2 BENJI LUNDBERG
SO • G • 6-0 • 180
Ellendale, Minn.



3 JORDAN SCHOMMER
FY • G • 6-0 • 160
Pequot Lakes, Minn.



4 NOLAN MALO
SO • F • 6-6 • 220
Owatonna, Minn.



5 PARKER JONES
FY • W • 6-3 • 200
Saint James, Minn.




10 ISAAC DOUGLAS
JR • G • 6-1 • 185
Montevideo, Minn.



11 MAC WILNER
SO • W • 6-3 • 185
Rushford, Minn.




12 MAC WILNER
SO • W • 6-3 • 185
Rushford, Minn.




15 KALEB FEAHN
JR • W • 6-3 • 175
Waseca, Minn.




20 ANDERS HEDSTROM
FY • W • 6-3 • 195
Alexandria, Minn.




22 MARTEN MOREM
SO • F • 6-6 • 200
Caledonia, Minn.



23 AUSTIN PUPPE
FY • F • 6-4 • 185
Monticello, Minn.



24 CJ WODA
JR • F • 6-4 • 195
Maple Grove, Minn.



30 JAMISON MILLER
FY • F • 6-6 • 200
Chicago, Ill.



32 JAKE GUSE
SO • P • 6-7 • 230
Waseca, Minn.



33 PETER LUNDQUIST
JR • P • 6-7 • 210
Rochester, Minn.



34 LEIF ENGEN
SR • P • 6-6 • 210
Moorhead, Minn.

PRONUNCIATION GUIDE

4	Nolan Malo	May-low
5	Logan Rezac	RE-zak
24	CJ Woda	Woah-duh
32	Kaleb Feahn	FAYN
40	Leif Engen	LAYF


NUMERICAL ROSTER

No.	Name	Yr.	Pos.	Ht.	Hometown/High School
2	Benji Lundberg	So.	G	6-0	Ellendale, Minn./NRHEG
3	Jordan Schommer	Fy.	G	6-0	Pequot Lakes, Minn./Pequot Lakes
4	Nolan Malo	So.	F	6-6	Owatonna, Minn./Owatonna
5	Parker Jones	Fy.	W	6-3	St. James, Minn./St. James
10	Isaac Douglas	Jr.	G	6-1	Montevideo, Minn./Montevideo
11	Logan Rezac	Jr.	W	6-3	Andover, Minn./Andover
12	Mac Wilner	So.	W	6-3	Maple Grove, Minn./Maple Grove
15	Kaleb Feahn	Jr.	W	6-4	Waseca, Minn./Waseca
20	Anders Hedstrom	Fy.	W	6-3	Alexandria, Minn./Alexandria
22	Marten Morem	So.	F	6-6	Caledonia, Minn./Caledonia
23	Austin Puppe	Fy.	F	6-4	Monticello, Minn./Monticello
24	CJ Woda	Jr.	F	6-4	Maple Grove, Minn./Heritage Christian Academy
30	Jamison Miller	Fy.	F	6-6	Chicago, Ill./University of Chicago Lab School
32	Jake Guse	So.	P	6-7	Waseca, Minn./Waseca
33	Pete Lundquist	Jr.	F	6-7	Rochester, Minn./Rochester Mayo
34	Leif Engen	Sr.	P	6-6	Moorhead, Minn./Moorhead

COACHING STAFF



MARK HANSON
Head Coach
30th Season



JUSTIN DEGROOD
Assistant Coach
Seventh Season



CHRIS VANDERHYDE
Assistant Coach
Third Season



JOSH LEE
Assistant Coach
Second Season

2019-20 GUSTAVUS MEN'S BASKETBALL GAME NOTES

SETTING THE SCENE

The Gustavus men's basketball team is set for its toughest test of the season 1 p.m. Saturday as it travels to No. 5 St. Thomas. The Gusties enter the game 2-3 overall and 2-0 in the MIAC, while the Tommies are 6-1 overall and 2-0 in the league.

THE SERIES

Saturday's game marks the 195th meeting between Gustavus and St. Thomas on the hardwood with the Tommies leading the all-time series 119-75. Last season the Tommies swept the regular season series, winning 97-53 on Jan. 2 in Saint Paul, followed by a 74-66 victory on Feb. 4 in Saint Peter. The Gusties last defeated the Tommies on Jan. 24, 2018 in Saint Peter, winning 69-68.

SCOUTING THE GUSTIES

Gustavus's last two games went to overtime with two different outcomes. The Gusties lost 89-79 at Central last Saturday but rebounded with an 88-81 win over Hamline on Wednesday. Through five games, the Gusties lead the MIAC in assists (18.2) and blocks (4.0) per game, and are fourth in rebounding (37.0). They average 78.0 points, but allow 83.0 points per game. The Achilles heel early in the season has been ball control as the Gusties average a conference-high 16.8 turnovers per game. Three Gusties average double-digit scoring led by Logan Rezac's 15.8 points per game. Rezac also averages 6.8 rebounds and shoots 44.6 percent from the floor. Nolan Malo and Isaac Douglas are next on the scoresheet with 13.6 and 10.6 points per game, respectively. Douglas leads the team with 24 assists. Jake Guse is the team's presence in the post, hauling in a team-high 7.0 rebounds per game and swatting away 10 total blocks.

LAST TIME OUT

After finishing its last game with a whimper, the Gustavus men's basketball team ended Wednesday night's game with a bang, defeating Hamline 88-81 in overtime. The Gusties overcame six lead changes and seven ties to remain unbeaten in the MIAC at 2-0. Gustavus led by as much as six points to start the game and held the advantage for the first 15 minutes. Hamline was able to grab a 31-30 lead with 4:57 on the clock before the Gusties closed out the half on an 11-5 run and held a 43-38

advantage at the break.

Four minutes into the second half, Benji Lundberg (So., Ellendale) made a spinning assist to Peter Lundquist (Jr., Rochester) for a dunk, giving the home team a 49-42 lead, but the Pipers responded with eight unanswered points to jump in front. The Hamline lead didn't last long, though, as the Gusties slowed gained ground and eventually went up 10 points on a three-pointer from Isaac Douglas (Jr., Montevideo) with 5:20 left in regulation. The Pipers again fought back and were able to tie the score at 71 with an athletic layup with just 23 seconds left on the clock. The Gusties missed two shots in the final seconds and the game was sent to overtime. The two teams traded buckets to start the overtime, but the Gusties followed with three consecutive made shots, capped by another crucial trey by Douglas to go up seven points with two minutes left. Gustavus was able to fend off the Piper comeback bid and secured the victory.

Nolan Malo (So., Owatonna) scored a game-high 22 points, including four three-pointers. Douglas tallied 15 points and Marten Morem (So., Caledonia) added 13 points off the bench. Lundberg hauled in a team-high nine rebounds.

The Gusties outshot the Pipers 47.1-to-37.2 percent from the floor. The home team also had a successful night in the post, outrebounding the Pipers 43-36. Jake Guse (So., Waseca) was a presence down low, making four blocks and seven rounds.

SCOUTING THE TOMMIES

Since losing its only game of the season to Whitworth on Nov. 16, St. Thomas has won five straight, most recently defeating Macalester 64-35 on Wednesday. The Tommies are strong on both ends of the court, leading the league in defensive three-point percentage (29.5) and steals (8.3), and rank second in points per game (80.7). They shoot 47.3 percent from the floor, including 37.1 percent from beyond the arc, and average 34.7 rebounds. Three Tommies average double figures led by Anders Nelson's 13.9 points per game. Nelson also has a team-high 13 steals, 21 assists, and 32 rebounds. Tommy Anderson averages 11.0 points and Elijah Hannah follows with 10.1 points.

2019-20 SEASON BY THE NUMBERS

Largest Victory

13; 79-66 vs. Macalester (11/23/19)

Largest Defeat

23; 73-96 vs. Buena Vista (11/8/19)

Largest Halftime Lead

15; 50-35 at Central (11/30/19)

Largest Halftime Deficit

9; 28-37 at Northwestern-St. Paul (11/16/19)

Most Points In Game

88; vs. Hamline (12/4/19)

Fewest Points In Game

71; at Northwestern-St. Paul (11/16/19)

Most Points Allowed In Game

96; vs. Buena Vista (11/8/19)

Fewest Points Allowed In Game

66; vs. Macalester (11/23/19)

Highest FG % In Game

47.1%; vs. Hamline (12/4/19)

Lowest FG % In Game

42.2%; vs. Macalester (11/23/19)

Highest Opp. FG% In Game

51.6%; at Northwestern-St. Paul (11/16/19)

Lowest Opp. FG% In Game

37.2%; vs. Hamline (12/4/19)

Most Points In First Half

50; at Central (11/30/19)

Most Points In Second Half

43; at Northwestern-St. Paul (1/8/18)

Fewest Points In First Half

28; at Northwestern-St. Paul (11/16/19)

Fewest Points In Second Half

27; at Central (11/30/19)

Most Points Allowed In First Half

42; vs. Buena Vista (11/8/19)

Most Points Allowed In Second Half

54; vs. Buena Vista (11/8/19)

Fewest Points Allowed In First Half

29; vs. Macalester (11/23/19)

Fewest Points Allowed In Second Half

33; vs. Hamline (12/4/19)

Highest FG% In A Half

56.8%; 2nd vs. Buena Vista (11/8/19)

Lowest FG% In A Half

37.5%; 2nd vs. Hamline (12/4/19)

Largest Lead

19; vs. Macalester (11/23/19)

Largest Lead On Road

18; at Central (11/30/19)

Largest Lead At Home

19; vs. Macalester (11/23/19)

Largest Blown Lead - Loss

18; at Central (11/30/19)

Largest Deficit

28; vs. Buena Vista (11/8/19)

Largest Deficit On Road

16; at Northwestern-St. Paul (11/16/19)

Largest Deficit At Home

28; vs. Buena Vista (11/8/19)

Largest Comeback (trail in 2nd half)

1; vs. Hamline (12/4/19)

THE LAST TIME IT HAPPENED

Team

Ranked in the Division III Top 5	Mar. 17, 2003 (No. 3)
Ranked in the Division III Top 10	Mar. 17, 2003 (No. 3)
Ranked in the Division III Top 25	Mar. 21, 2005 (No. 22)
Defeated a Division III No. 1 Team	Never
Defeated a Division III Top 5 Team	Dec. 3, 2014 (Gustavus 68, No. 5 St. Thomas 65)
Defeated a Division III Top 10 Team	Dec. 3, 2014 (Gustavus 68, No. 5 St. Thomas 65)
Defeated a Division III Top 25 Team	Dec. 3, 2014 (Gustavus 68, No. 5 St. Thomas 65)
Defeated a Higher Ranked Team on the Road (when ranked)	Mar. 8, 2003 (No. 24 Gustavus 75, No. 8 UW-Stevens Point 62)
Defeated a Ranked Team on the Road (when unranked)	Never
Defeated a Higher Ranked Team at Neutral Site (when ranked)	Mar. 21, 2003 (No. 24 Gustavus 79, No. 4 Hampden-Sydney 68)
Defeated a Ranked Team at Neutral Site (when unranked)	Dec. 29, 2011 (Gustavus 66, No. 25 Transylvania 62)
Scored 100 Points in a Game	Feb. 7, 2018 (Gustavus 103, Macalester 59)
Allowed 100 Points in a Game	Feb. 6, 2016 (Gustavus 107, Concordia 114 (20T))
Held Opponent to Less than 50 Points	Jan. 19, 2015 (Gustavus 61, Macalester 43)
Held Opponent to Less than 40 Points	Jan. 11, 2014 (Gustavus 57, Carleton 39)
Held Opponent to Less than 20 Points in a half	Dec. 29, 2015 (SUNY Oneonta - 15 in first half)
Held Opponent to Less than 15 Points in a half	Dec. 5, 2018 (Macalester - 13 in first half)
Defeated a Team by 30 Points	Dec. 5, 2018 (Gustavus 87, Macalester 50)
Defeated a Team by 40 Points	Feb. 7, 2018 (Gustavus 103, Macalester 59)
Shot 65 Percent from the Field	Jan. 30, 2016 (.660 (35-53) vs. Macalester)
Shot 60 Percent from the Field	Jan. 8, 2018 (.603 (38-63) at Macalester)
Made 10 Three-pointers in a Game	Nov. 23, 2019 (12-31) vs. Macalester)
Had 50 Rebounds in a Game	Feb. 8, 2012 (50 at St. Mary's)
Had 30 Assists in a Game	Nov. 26, 2005 (30 vs Bethany Lutheran)
Had 25 Assists in a Game	Jan. 3, 2011 (26 vs Hamline)
Had 15 Steals in a Game	Feb. 7, 2018 (17 vs Macalester)
Had 10 Steals in a Game	Nov. 8, 2019 (12 vs. Buena Vista)
Blocked 10 Shots in a Game	Dec. 12, 2009 (10 vs Bethany Lutheran)
Committed Fewer than 5 Turnovers	Dec. 10, 2014 (4 at Carleton)
Forced 30 Turnovers	Nov. 17, 2001 (31 vs Luther)
Forced 25 Turnovers	Feb. 7, 2018 (27 vs. Macalester)
Had Six Players Score in Double Figures	Nov. 15, 2010 vs Buena Vista (Phil Wirtjes-21, Jim Hill-18, Dan Schmidt-knecht-13, Seth Anderson-12, Blake Shay-10, Paul Blacklock-10)
Two Players with Double-Doubles in the Same Game	Jan. 16, 2008 (Kane Sivesind-21 pts., 10 reb.; Trevor Wittwer- 21pts., 10 reb.)
Won a Game on a Last Shot	Feb. 5, 2018 (Riley Sharbono buzzer-beater to defeat Concordia 69-67)

Overtime

Played an Overtime Game	Dec. 4, 2019 (Gustavus 88, Hamline 81 (OT))
Played a Double Overtime Game	Jan. 21, 2017 (Gustavus 91, Macalester 95 (20T))
Played a Triple Overtime Game	Feb. 4, 1982 (Gustavus 82, St. Mary's 86 (30T))
Won an Overtime Game	Dec. 4, 2019 (Gustavus 88, Hamline 81 (OT))
Lost an Overtime Game	Nov. 30, 2019 (Gustavus 79, Central 89 (OT))

Individual

Triple-Double	Never
Double-Double (Pts-Ast)	Nov. 16, 2013 (Martin Feddersen - 10 pts., 11 ast., vs. Buena Vista)
Double-Double (Pts-Reb)	Nov. 30, 2019 (Jake Guse - 10 pts., 10 reb., at Central)
40 or more Points in a Game	Nov. 15, 2011 (Seth Anderson - 45 vs. Buena Vista)
35 Points in a Game	Feb. 6, 2016 (Gary Cooper - 39 at Concordia)
30 Points in a Game	Jan. 21, 2017 (Riley Sharbono - 32 vs. Macalester)
25 Points in a Game	Jan. 18, 2018 (Jason Faul - 25 at Macalester)
25 Points in a Half	Dec. 7, 2011 (Seth Anderson - 26 in 1st half vs Augsburg)
20 Points in a Half	Jan. 18, 2012 (Seth Anderson - 21 in 1st half vs Hamline)
20 Rebounds in a Game	Jan. 12, 1998 (Luke Schmidt - 22 vs. Carleton)
15 Rebounds in a Game	Feb. 8, 2012 (Paul Blacklock - 15 at Saint Mary's)
15 Assists in a Game	Never
10 Assists in a Game	Dec. 13, 2016 (Alec Koster - 10 vs. North Central)
Five Three-Pointers in a Game	Nov. 23, 2019 (Benji Lundberg - 5 vs. Macalester)
15 Free Throws Made in a Game	Never
10 Free Throws Made in a Game	Dec. 3, 2016 (Spencer Tollefson - 10 at Macalester)
Five Steals in a Game	Dec. 13, 2014 (Gary Cooper - 6 vs. Hamline)
Five Blocks in a Game	Feb. 2, 2011 (Paul Blacklock - 6 vs. Hamline)
10 Blocks in a Game	Never
20 Points and 10 Assists in a Game	Never
20 Points and 10 Rebounds in a Game	Nov. 16, 2019 (Logan Rezac - 22 pts., 10 reb., at Northwestern-St. Paul)
Consecutive 30-Point Games	Jan. 18-21, 2012 (Seth Anderson - 30 vs Bethel; 36 vs Hamline)
Consecutive 20-Point Games	Nov. 16-23, 2019 (Logan Rezac - 22 at Northwestern; 24 vs. Macalester)
Three Straight 20-Point Games	Dec. 28, 2011-Jan. 4, 2012 (Seth Anderson -32 vs St. Mary's; 24 vs Transylvania; 22 vs Hardin-Simmons)

HEAD COACH MARK HANSON



Mark Hanson is in his 30th season as the head coach of the Gustavus Adolphus men's basketball program for the 2019-20 season. During his time as head coach, Hanson has directed his teams to 11 NCAA Division III National Tournament appearances, including reaching the Final Four for the first time in school history and placing second in the nation during the 2002-03 season.

In the 2018-19 season, Hanson earned his 500th career victory with an 87-50 win at Macalester. Entering the 2019-20 season, Hanson is the 11th active NCAA Division III men's basketball coach to have reached 500 career victories.

Hanson, who has compiled a 508-278 overall record at Gustavus, including a 385-196 record in the MIAC, has won seven MIAC Championships, and has been named MIAC Coach of the Year eight times. He has helped guide Gustavus to the MIAC Playoffs 21 times, reaching the finals 14 years and winning the MIAC Playoff Championship on seven occasions. His teams have reached the Sweet 16 of the NCAA Tournament six times and the Elite Eight three times. Hanson has coached 31 players who have garnered 51 All-Conference honors, four MIAC Players of the Year, eight players who have received 13 all-region honors, and three All-Amer-

icans. In addition, Hanson has coached two Jostens' Award Finalists (Trevor Wittwer, 2008; Marc Newell, 1999), which recognizes the top Division III men's basketball player in the nation based on academics, athletics, and community involvement.

Hanson is a 1983 Gustavus graduate and the basketball program's all-time leading scorer with 1,774 points. He was a two-time NAIA All-America and GTE Academic All-America selection, a three-time Gustie MVP and a four-time All-MIAC selection.

A long-time outdoor enthusiast, Hanson earned his master's degree in experiential education at Mankato State University and teaches outdoor education classes in the health and exercise science department. He is also the outdoor program director at the college.

Hanson, a native of Dodge Center, Minnesota, lives in St. Peter and has two children, Hans and Annika.

Gustavus Under Head Coach Mark Hanson

Year	Overall	MIAC	Conf. Finish
1990-91	19-8	17-3	Co-Champion
1991-92	22-7	15-5	Co-Champion
1992-93	12-12	10-10	Tie-5th
1993-94	14-10	12-8	5th
1994-95	14-11	12-8	Tie-4th
1995-96	24-5	18-2	Champion
1996-97	21-7	16-4	Champion
1997-98	26-4	17-3	2nd
1998-99	24-6	17-3	2nd
1999-00	14-10	12-8	5th
2000-01	22-6	16-4	2nd
2001-02	24-5	17-3	2nd
2002-03	26-7	15-5	2nd
2003-04	22-6	18-2	Champion
2004-05	22-6	18-2	Champion
2005-06	19-8	13-7	4th
2006-07	14-13	11-9	4th
2007-08	19-8	14-6	2nd
2008-09	13-14	11-9	6th
2009-10	16-11	13-7	Tie-2nd
2010-11	15-13	11-9	5th
2011-12	20-8	16-4	Co-Champion
2012-13	13-10	11-8	Tie-5th
2013-14	17-9	13-7	Tie-4th
2014-15	16-11	11-9	6th
2015-16	12-13	9-11	8th
2016-17	5-20	5-15	9th
2017-18	12-13	10-10	7th
2018-19	11-15	8-12	6th
2019-20	2-3	2-0	
Totals	510-281	387-196	7 MIAC Titles

COACH HANSON AT A GLANCE

Hometown

Dodge Center, Minnesota

Education

Bachelor's Degree: Environmental Studies (Gustavus Adolphus '83)

Master's Degree: Experiential Education (Minnesota State, Mankato '87)

Family

Children: Hans and Annika

Coaching

1986-1990 – Assistant Coach, Gustavus

1990-Present – Head Coach, Gustavus

Years Coaching At Gustavus: 34

All-time Record: 510-281

All-time MIAC Record: 387-196

MIAC Titles: 7

MIAC Playoff Titles: 7

NCAA Tournaments: 11

Sweet Sixteens: 6

Elite Eights: 3

Final Fours: 1

Most Wins In A Season: 26 (2x)

Fewest Wins In A Season: 5

*All-time winningest coach in Gustavus men's basketball history.

2019-20 OVERALL STATS

2019-20 Golden Gustie Basketball Gustavus Adolphus Combined Team Statistics (as of Dec 06, 2019) All games

RECORD:	OVERALL	HOME	AWAY	NEUTRAL
ALL GAMES	2-3	2-1	0-2	0-0
CONFERENCE	2-0	2-0	0-0	0-0
NON-CONFERENCE	0-3	0-1	0-2	0-0

#	Player	gp-gs	min	avg	Total		3-Point		F-Throw		Rebounds				a	to	blk	stl	pts	avg		
					fg-fga	fg%	3fg-fga	3fg%	ft-fa	ft%	off	def	tot	avg							pf	dq
11	Rezac, Logan	5-5	164	32.8	29-65	.446	8-24	.333	13-23	.565	5	29	34	6.8	12	0	10	19	1	6	79	15.8
04	Malo, Nolan	5-5	130	26.0	28-57	.491	8-23	.348	4-9	.444	9	12	21	4.2	12	1	10	10	0	3	68	13.6
10	Douglas, Isaac	5-5	177	35.4	19-54	.352	11-35	.314	4-5	.800	5	11	16	3.2	10	1	24	12	0	5	53	10.6
22	Morem, Marten	5-0	90	18.0	18-45	.400	6-19	.316	2-3	.667	3	7	10	2.0	9	0	3	5	2	1	44	8.8
32	Guse, Jake	5-5	132	26.4	17-31	.548	0-0	.000	7-10	.700	8	27	35	7.0	9	0	13	12	10	1	41	8.2
02	Benji Lundberg	5-5	164	32.8	16-35	.457	6-14	.429	2-2	1.000	2	21	23	4.6	8	0	21	12	1	2	40	8.0
24	Woda, CJ	5-0	96	19.2	11-21	.524	0-2	.000	9-12	.750	10	14	24	4.8	17	1	4	4	0	6	31	6.2
33	Lundquist, Peter	5-0	69	13.8	8-23	.348	3-11	.273	7-10	.700	6	10	16	3.2	12	1	6	6	6	2	26	5.2
34	Engen, Leif	1-0	2	2.0	2-2	1.000	0-0	.000	0-0	.000	0	1	1	1.0	0	0	0	1	0	0	4	4.0
03	Schommer, Jordan	4-0	18	4.5	1-3	.333	1-3	.333	1-2	.500	0	0	0	0.0	1	0	0	1	0	2	4	1.0
05	Jones, Parker	1-0	2	2.0	0-0	.000	0-0	.000	0-0	.000	0	0	0	0.0	1	0	0	1	0	0	0	0.0
30	Miller, Jamison	1-0	2	2.0	0-0	.000	0-0	.000	0-0	.000	0	0	0	0.0	0	0	0	0	0	0	0	0.0
12	Wilner, Mac	1-0	2	2.0	0-0	.000	0-0	.000	0-0	.000	0	1	1	1.0	0	0	0	0	0	0	0	0.0
20	Hedstrom, Anders	1-0	2	2.0	0-0	.000	0-0	.000	0-0	.000	0	0	0	0.0	0	0	0	0	0	0	0	0.0
Team											2	2	4				1					
Total.....		5	1050		149-336	.443	43-131	.328	49-76	.645	50	135	185	37.0	91	4	91	84	20	28	390	78.0
Opponents.....		5	1050		151-335	.451	37-113	.327	76-99	.768	37	135	172	34.4	74	-	74	60	7	46	415	83.0

TEAM STATISTICS	GACM	OPP	Date	Opponent	Score	Att.
SCORING	390	415	11/08/19	BUENA VISTA	L 73-96	673
Points per game	78.0	83.0	11/16/19	at Northwestern-St. Paul	L 71-83	321
Scoring margin	-5.0	-	* 11/23/19	MACALESTER	W 79-66	273
FIELD GOALS-ATT	149-336	151-335	N 11/30/19	at Central	Lot 79-89	175
Field goal pct	.443	.451	* 12/04/19	HAMLIN	Wot 88-81	528
3 POINT FG-ATT	43-131	37-113	* - Conference game			
3-point FG pct	.328	.327				
3-pt FG made per game	8.6	7.4				
FREE THROWS-ATT	49-76	76-99				
Free throw pct	.645	.768				
F-Throws made per game	9.8	15.2				
REBOUNDS	185	172				
Rebounds per game	37.0	34.4				
Rebounding margin	+2.6	-				
ASSISTS	91	74				
Assists per game	18.2	14.8				
TURNOVERS	84	60				
Turnovers per game	16.8	12.0				
Turnover margin	-4.8	-				
Assist/turnover ratio	1.1	1.2				
STEALS	28	46				
Steals per game	5.6	9.2				
BLOCKS	20	7				
Blocks per game	4.0	1.4				
ATTENDANCE	1474	496				
Home games-Avg/Game	3-491	2-248				
Neutral site-Avg/Game	-	0-0				

Score by Periods	1st	2nd	OT	Totals
Gustavus Adolphus	194	177	19	390
Opponents	181	212	22	415

2019-20 GAME-BY-GAME BOX SCORES

GAME 5

Official Basketball Box Score -- Game Totals -- Final Statistics
Hamline vs Gustavus Adolphus
12/04/19 7:00 pm at

Hamline 81 • 1-4,0-3 MIAC

#	Player	Total			3-Ptr			Rebounds			PF	TP	A	TO	Blk	Stl	Min
		FG-FGA	FG-FGA	FT-FTA	FG-FGA	FG-FGA	FT-FTA	Off	De	Tot							
34	Michael Dillon	f	4-12	2-6	7-7	5	10	15	2	17	1	2	0	2	36		
42	Andrew Jackson	f	1-6	0-0	0-0	2	2	4	3	2	0	2	1	0	10		
03	Luke Siwek	g	1-5	0-0	1-2	0	1	1	3	3	2	2	0	2	27		
05	Trey Prince	g	3-9	0-4	0-0	2	2	4	2	6	1	3	0	0	24		
21	Lucas Berg	g	5-10	0-3	2-2	0	2	2	4	12	2	0	0	3	35		
11	Addison Ostendorf		5-10	0-1	0-1	0	1	1	0	10	4	2	0	0	24		
12	Jake Veldman		2-9	1-5	0-0	0	1	1	1	5	0	0	0	1	18		
20	Max Gertsner		0-0	0-0	0-0	0	0	0	0	0	0	0	0	0	2		
23	Conner Krenos		0-1	0-1	0-0	0	0	0	1	0	0	0	0	1	3		
25	Jordan Litwiller		3-5	1-2	0-0	0	2	2	0	7	0	0	0	0	9		
30	Cooper Berg		5-10	4-9	5-7	2	3	5	1	19	3	2	0	0	31		
33	Marshall Holland		0-1	0-1	0-0	0	1	1	1	0	1	0	0	0	6		
Team						0	0	0									
Totals			29-78	8-32	15-19	11	25	36	18	81	14	13	1	9	225		

FG % 1st Half: 15-34 44.1% 2nd half: 11-33 33.3% OT: 3-11 27.3% Game: 29-78 37.2% Deadball Rebounds
 3FG % 1st Half: 4-14 28.6% 2nd half: 4-12 33.3% OT: 0-6 0.0% Game: 8-32 25.0% Rebounds
 FT % 1st Half: 4-7 57.1% 2nd half: 7-8 87.5% OT: 4-4 100.0% Game: 15-19 78.9% Rebounds
 3,6

Gustavus Adolphus 88 • 2-3,2-0 MIAC

#	Player	Total			3-Ptr			Rebounds			PF	TP	A	TO	Blk	Stl	Min
		FG-FGA	FG-FGA	FT-FTA	FG-FGA	FG-FGA	FT-FTA	Off	De	Tot							
04	Malo,Nolan	f	9-17	4-8	0-3	0	5	5	1	22	3	1	0	0	33		
32	Guse,Jake	c	3-6	0-0	2-2	2	5	7	2	8	3	2	4	0	30		
02	Lundberg,Benji	g	4-5	0-0	0-0	2	7	9	4	8	7	3	0	1	35		
10	Douglas,Isaac	g	5-15	3-10	2-2	2	2	4	0	15	7	2	0	0	40		
11	Rezac,Logan	g	1-5	0-0	6-10	0	6	6	2	8	0	5	0	3	30		
03	Schommer,Jordan		0-0	0-0	0-0	0	0	0	0	0	0	0	0	1	5		
22	Morem,Marten		6-11	1-2	0-0	1	2	3	2	13	0	0	0	0	17		
24	Woda,CJ		3-7	0-0	0-0	2	4	6	3	6	1	0	0	1	22		
33	Lundquist,Peter		2-4	0-1	4-4	0	2	2	2	8	1	3	1	1	13		
Team						0	1	1									
Totals			33-70	8-21	14-21	9	34	43	16	88	22	16	5	7	225		

FG % 1st Half: 16-31 51.6% 2nd half: 12-32 37.5% OT: 5-7 71.4% Game: 33-70 47.1% Deadball Rebounds
 3FG % 1st Half: 4-10 40.0% 2nd half: 3-8 37.5% OT: 1-3 33.3% Game: 8-21 38.1% Rebounds
 FT % 1st Half: 7-8 87.5% 2nd half: 1-5 20.0% OT: 6-8 75.0% Game: 14-21 66.7% Rebounds
 4,5

Officials:
 Technical fouls: Hamline-None. Gustavus Adolphus-None.
 Attendance: 528
 2019-20 Men's Basketball. Round: 0. Gust. Adolphus vs Hamline. Played at Gus Y

Score by periods	1st	2nd	OT	Total
Hamline	38	33	10	81
Gustavus Adolphus	43	28	17	88