



GUSTAVUS

gustavus.edu/athletics/mbb

@GustieAthletics

@Gustavus_MBB

GUSTAVUS MEN'S BASKETBALL GAME NOTES

GUSTAVUS SPORTS INFORMATION

GUSTAVUS

2-4
OVERALL

2-1
MIAC



-VS-



6-1
OVERALL

4-0
MIAC

JOHNNIES

Mark Hanson
HEAD COACH

510-282
RECORD AT GAC, 30th SEASON

Pat McKenzie
HEAD COACH

90-27
RECORD AT SJU, 5th SEASON

2019-20 SCHEDULE

DATE	OPPONENT	TIME/RESULT
NOVEMBER		
8	BUENA VISTA	L 73-96
16	Northwestern-St. Paul	71-83
23	MACALESTER*	W 79-66
30	Central	L 79-89 (OT)
DECEMBER		
4	HAMLIN*	W 88-81 (OT)
7	St. Thomas*	L 66-90
11	SAINT JOHN'S*	7 p.m.
14	CONCORDIA*	1 p.m.
29	Claremont-Mudd-Scripps	8 p.m.
31	Pomona Pitzer	4 p.m.
JANUARY		
4	ST. OLAF*	1 p.m.
6	CARLETON*	7 p.m.
8	Saint Mary's*	7 p.m.
11	Bethel*	1 p.m.
15	Concordia*	5:15 p.m.
18	AUGSBURG*	1 p.m.
22	Hamline*	7 p.m.
25	Macalester*	1 p.m.
29	Saint John's*	7 p.m.
FEBRUARY		
1	ST. THOMAS*	1 p.m.
5	Carleton*	7 p.m.
8	St. Olaf*	1 p.m.
15	BETHEL*	1 p.m.
19	SAINT MARY'S*	7 p.m.
22	Augsburg*	1 p.m.

HOME GAMES IN BOLD CAPS
* DENOTES MIAC CONTEST

HOW THEY COMPARE

(MIAC Ranks)

GUSTAVUS	- VS -	SAINT JOHN'S
76.0 (5th)	SCORING	73.9 (6th)
45.0 (7th)	FG%	48.4 (3rd)
34.4 (7th)	3FG%	38.3 (5th)
37.0 (3rd)	REBOUNDS	36.7 (4th)
17.2 (2nd)	ASSISTS	12.6 (8th)
3.7 (1st)	BLOCKS	3.6 (3rd)
5.3 (7th)	STEALS	5.1 (9th)
84.2 (11th)	SCORING DEFENSE	60.3 (1st)
46.3 (7th)	FG% DEFENSE	40.2 (1st)
33.8 (6th)	3FG% DEFENSE	36.8 (8th)
+3.3 (4th)	REBOUND MARGIN	+6.1 (1st)
18.2 (11th)	TURNOVERS	10.6 (1st)
0.9	AST-TO RATIO	1.2

GUSTAVUS VS. SAINT JOHN'S

GAME

7

Minnesota Intercollegiate Athletic Conf.
Saint Peter, Minn.
Gus Young Court (3,500)
Wednesday, Dec. 11, 2019
7 p.m.

LIVE COVERAGE

ONLINE VIDEO: <https://portal.stretchinternet.com/gac/>
LIVE STATS: <https://portal.stretchinternet.com/gac/>
RADIO: None
PLAY-BY-PLAY: CJ Siewert
TWITTER: @GustieAthletics

SERIES AT A GLANCE

OVERALL	Gustavus leads 111-72 (184th Meeting)
Current Streak	SJU 6
Last Meeting	1/9/19 (SJU 83-54)
Last GAC Win	2/17/16 (63-62)

LAST GAME STARTERS



2 BENJI LUNDBERG SO • GUARD • 6-0	10 ISAAC DOUGLAS JR • GUARD • 6-1	11 LOGAN REZAC JR • WING • 6-3	4 NOLAN MALO SO • FORWARD • 6-6	32 JAKE GUSE SO • POST • 6-7
MIN 31.3	MIN 34.3	MIN 32.7	MIN 26.3	MIN 24.7
PPG 7.2	PPG 11.0	PPG 14.2	PPG 13.8	PPG 7.7
FG% 43.6	FG% 37.5	FG% 40.3	FG% 53.1	FG% 51.4
AST 3.8	AST 4.7	3FG% 30.0	AST 1.8	BLK 1.9
REB 4.3	REB 3.2	REB 6.5	REB 3.8	REB 6.8

MEDIA CONTACT


SPORTS INFORMATION DIRECTOR: CJ Siewert
SIEWERT@GUSTAVUS.EDU
OFFICE: (507) 933-7647 | CELL: (507) 779-4135

2019-20 GUSTAVUS MEN'S BASKETBALL

RADIO / BROADCAST ROSTER



2 BENJI LUNDBERG
SO • G • 6-0 • 180
Ellendale, Minn.



3 JORDAN SCHOMMER
FY • G • 6-0 • 160
Pequot Lakes, Minn.



4 NOLAN MALO
SO • F • 6-6 • 220
Owatonna, Minn.



5 PARKER JONES
FY • W • 6-3 • 200
Saint James, Minn.




10 ISAAC DOUGLAS
JR • G • 6-1 • 185
Montevideo, Minn.



11 MAC WILNER
SO • W • 6-3 • 185
Rushford, Minn.




12 MAC WILNER
SO • W • 6-3 • 185
Rushford, Minn.




15 KALEB FEAHN
JR • W • 6-3 • 175
Waseca, Minn.




20 ANDERS HEDSTROM
FY • W • 6-3 • 195
Alexandria, Minn.




22 MARTEN MOREM
SO • F • 6-6 • 200
Caledonia, Minn.



23 AUSTIN PUPPE
FY • F • 6-4 • 185
Monticello, Minn.



24 CJ WODA
JR • F • 6-4 • 195
Maple Grove, Minn.



30 JAMISON MILLER
FY • F • 6-6 • 200
Chicago, Ill.



32 JAKE GUSE
SO • P • 6-7 • 230
Waseca, Minn.



33 PETER LUNDQUIST
JR • P • 6-7 • 210
Rochester, Minn.



34 LEIF ENGEN
SR • P • 6-6 • 210
Moorhead, Minn.

PRONUNCIATION GUIDE

4	Nolan Malo	May-low
5	Logan Rezac	RE-zak
24	CJ Woda	Woah-duh
32	Kaleb Feahn	FAYN
40	Leif Engen	LAYF

NUMERICAL ROSTER

No.	Name	Yr.	Pos.	Ht.	Hometown/High School
2	Benji Lundberg	So.	G	6-0	Ellendale, Minn./NRHEG
3	Jordan Schommer	Fy.	G	6-0	Pequot Lakes, Minn./Pequot Lakes
4	Nolan Malo	So.	F	6-6	Owatonna, Minn./Owatonna
5	Parker Jones	Fy.	W	6-3	St. James, Minn./St. James
10	Isaac Douglas	Jr.	G	6-1	Montevideo, Minn./Montevideo
11	Logan Rezac	Jr.	W	6-3	Andover, Minn./Andover
12	Mac Wilner	So.	W	6-3	Maple Grove, Minn./Maple Grove
15	Kaleb Feahn	Jr.	W	6-4	Waseca, Minn./Waseca
20	Anders Hedstrom	Fy.	W	6-3	Alexandria, Minn./Alexandria
22	Marten Morem	So.	F	6-6	Caledonia, Minn./Caledonia
23	Austin Puppe	Fy.	F	6-4	Monticello, Minn./Monticello
24	CJ Woda	Jr.	F	6-4	Maple Grove, Minn./Heritage Christian Academy
30	Jamison Miller	Fy.	F	6-6	Chicago, Ill./University of Chicago Lab School
32	Jake Guse	So.	P	6-7	Waseca, Minn./Waseca
33	Pete Lundquist	Jr.	F	6-7	Rochester, Minn./Rochester Mayo
34	Leif Engen	Sr.	P	6-6	Moorhead, Minn./Moorhead

COACHING STAFF



MARK HANSON
Head Coach
30th Season



JUSTIN DEGROOD
Assistant Coach
Seventh Season



CHRIS VANDERHYDE
Assistant Coach
Third Season



JOSH LEE
Assistant Coach
Second Season

2019-20 GUSTAVUS MEN'S BASKETBALL GAME NOTES

SETTING THE SCENE

The Gustavus men's basketball team is set to host Saint John's at 7 p.m. Wednesday. The Gusties enter the contest 2-4 overall and 2-1 in the MIAC, while the Johnnies are 6-1 overall and 4-0 in the league.

THE SERIES

Tonight's game marks the 184th meeting between Gustavus and Saint John's on the hardwood with the Gusties leading the all-time series 111-72. The Johnnies have had the upper hand of late, winning the past six matchups. Last season, SJU won 83-71 on Dec. 1 in Saint Peter, followed by an 83-54 victory on Jan. 9 in Collegeville, Minn.

SCOUTING THE GUSTIES

Gustavus most recently dropped a decisive 90-66 game at No. 5 St. Thomas on Saturday, marking its first conference loss of the season. Through six games this season, the Gusties are strong in the post with a league-leading 3.7 blocks per game and average 37.0 rebounds, which is third-best in the MIAC. They also distribute the ball well with 17.2 assists per game, ranking second in the conference. The Achilles heel has been turnovers as the Gusties average a league-high 18.2 per game. Logan Rezac leads the offense with 14.2 points per game. Nolan Malo is next, averaging 13.8 points while shooting a team-high 53.1 percent from the floor. Isaac Douglas also average double figures at 11.0 points and a team-high 14 three-pointers made. Jake Guse leads the team with 6.8 rebounds per game and 11 total blocks.

LAST TIME OUT

The Gustavus men's basketball team lost its first conference game of the season Saturday, falling 90-66 at No. 5-ranked St. Thomas. The Gusties drop to 2-4 overall and 2-1 in the MIAC, while the Tommies improve to 7-1 overall and 3-0 in the league.

The early-season ball control woes continued for Gustavus as it had 25 turnovers, including 18 in the

first half. The Gusties were slow out of the gates as well, missing their first seven shots and falling behind 17-0 in the first six minutes of play. The Tommies continued to increased their lead and went into the locker room at halftime with a 48-18 advantage.

The second half was much better for Gustavus as it outscored the home team 48-42, but the damage was already done and the deficit was too much to dig out of in a decisive loss.

Nolan Malo (So., Owatonna) led the Gustie offense with 15 points on 6-of-7 shooting from the floor, including 3-of-4 from three-point range. Isaac Douglas (Jr., Montevideo) and Peter Lundquist (Jr., Rochester) added 13 points apiece. As a team, the Gusties shot 49.1 percent from the floor, but allowed the Tommies to shoot 52.1 percent. The Gusties outrebounded the home team 37-30.

SCOUTING THE JOHNNIES

After losing its season opener to Nebraska Wesleyan, Saint John's has won its past six games, most recently defeating Hamline 82-57 on Saturday. The Johnnies are statistically the best defensive team in the MIAC, leading the league in points allowed (60.3) and opponents field goal percentage (40.2). They also lead the league with a +6.1 rebounding margin and turn the ball over a MIAC-low 10.6 times per game. Jubie Alade is far and away the team's leading scorer, averaging 22.2 points per game (2nd/MIAC) along with a 58.9 field goal percentage. Zach Hanson is next on the scoresheet, averaging 11.7 points. Lucas Walford leads the MIAC with 11.0 rebounds per game and contributes an average of 9.4 points, while shooting 67.4 percent (2nd/MIAC) from the floor.

2019-20 SEASON BY THE NUMBERS

Largest Victory

13; 79-66 vs. Macalester (11/23/19)

Largest Defeat

24; 90-66 at St. Thomas (12/7/19)

Largest Halftime Lead

15; 50-35 at Central (11/30/19)

Largest Halftime Deficit

30; 48-18 at St. Thomas (12/7/19)

Most Points In Game

88; vs. Hamline (12/4/19)

Fewest Points In Game

66; at St. Thomas (12/7/19)

Most Points Allowed In Game

96; vs. Buena Vista (11/8/19)

Fewest Points Allowed In Game

66; vs. Macalester (11/23/19)

Highest FG % In Game

49.1%; at St. Thomas (12/7/19)

Lowest FG % In Game

42.2%; vs. Macalester (11/23/19)

Highest Opp. FG% In Game

52.1%; at St. Thomas (12/7/19)

Lowest Opp. FG% In Game

37.2%; vs. Hamline (12/4/19)

Most Points In First Half

50; at Central (11/30/19)

Most Points In Second Half

48; at St. Thomas (12/7/19)

Fewest Points In First Half

18; at St. Thomas (12/7/19)

Fewest Points In Second Half

27; at Central (11/30/19)

Most Points Allowed In First Half

48; at St. Thomas (12/7/19)

Most Points Allowed In Second Half

54; vs. Buena Vista (11/8/19)

Fewest Points Allowed In First Half

29; vs. Macalester (11/23/19)

Fewest Points Allowed In Second Half

33; vs. Hamline (12/4/19)

Highest FG% In A Half

59.4%; 2nd at St. Thomas (12/7/19)

Lowest FG% In A Half

33.3%; 1st at St. Thomas (12/7/19)

Largest Lead

19; vs. Macalester (11/23/19)

Largest Lead On Road

18; at Central (11/30/19)

Largest Lead At Home

19; vs. Macalester (11/23/19)

Largest Blown Lead - Loss

18; at Central (11/30/19)

Largest Deficit

28; vs. Buena Vista (11/8/19)

Largest Deficit On Road

35; at St. Thomas (12/7/19)

Largest Deficit At Home

28; vs. Buena Vista (11/8/19)

Largest Comeback (trail in 2nd half)

1; vs. Hamline (12/4/19)

THE LAST TIME IT HAPPENED

Team

Ranked in the Division III Top 5	Mar. 17, 2003 (No. 3)
Ranked in the Division III Top 10	Mar. 17, 2003 (No. 3)
Ranked in the Division III Top 25	Mar. 21, 2005 (No. 22)
Defeated a Division III No. 1 Team	Never
Defeated a Division III Top 5 Team	Dec. 3, 2014 (Gustavus 68, No. 5 St. Thomas 65)
Defeated a Division III Top 10 Team	Dec. 3, 2014 (Gustavus 68, No. 5 St. Thomas 65)
Defeated a Division III Top 25 Team	Dec. 3, 2014 (Gustavus 68, No. 5 St. Thomas 65)
Defeated a Higher Ranked Team on the Road (when ranked)	Mar. 8, 2003 (No. 24 Gustavus 75, No. 8 UW-Stevens Point 62)
Defeated a Ranked Team on the Road (when unranked)	Never
Defeated a Higher Ranked Team at Neutral Site (when ranked)	Mar. 21, 2003 (No. 24 Gustavus 79, No. 4 Hampden-Sydney 68)
Defeated a Ranked Team at Neutral Site (when unranked)	Dec. 29, 2011 (Gustavus 66, No. 25 Transylvania 62)
Scored 100 Points in a Game	Feb. 7, 2018 (Gustavus 103, Macalester 59)
Allowed 100 Points in a Game	Feb. 6, 2016 (Gustavus 107, Concordia 114 (20T))
Held Opponent to Less than 50 Points	Jan. 19, 2015 (Gustavus 61, Macalester 43)
Held Opponent to Less than 40 Points	Jan. 11, 2014 (Gustavus 57, Carleton 39)
Held Opponent to Less than 20 Points in a half	Dec. 29, 2015 (SUNY Oneonta - 15 in first half)
Held Opponent to Less than 15 Points in a half	Dec. 5, 2018 (Macalester - 13 in first half)
Defeated a Team by 30 Points	Dec. 5, 2018 (Gustavus 87, Macalester 50)
Defeated a Team by 40 Points	Feb. 7, 2018 (Gustavus 103, Macalester 59)
Shot 65 Percent from the Field	Jan. 30, 2016 (.660 (35-53) vs. Macalester)
Shot 60 Percent from the Field	Jan. 8, 2018 (.603 (38-63) at Macalester)
Made 10 Three-pointers in a Game	Dec. 7, 2019 ((10-23) at St. Thomas)
Had 50 Rebounds in a Game	Feb. 8, 2012 (50 at St. Mary's)
Had 30 Assists in a Game	Nov. 26, 2005 (30 vs Bethany Lutheran)
Had 25 Assists in a Game	Jan. 3, 2011 (26 vs Hamline)
Had 15 Steals in a Game	Feb. 7, 2018 (17 vs Macalester)
Had 10 Steals in a Game	Nov. 8, 2019 (12 vs. Buena Vista)
Blocked 10 Shots in a Game	Dec. 12, 2009 (10 vs Bethany Lutheran)
Committed Fewer than 5 Turnovers	Dec. 10, 2014 (4 at Carleton)
Forced 30 Turnovers	Nov. 17, 2001 (31 vs Luther)
Forced 25 Turnovers	Feb. 7, 2018 (27 vs. Macalester)
Had Six Players Score in Double Figures	Nov. 15, 2010 vs Buena Vista
Two Players with Double-Doubles in the Same Game	(Phil Wirtjes-21, Jim Hill-18, Dan Schmidt-knecht-13, Seth Anderson-12, Blake Shay-10, Paul Blacklock-10) Jan. 16, 2008 (Kane Sivesind-21 pts., 10 reb.; Trevor Wittwer- 21pts., 10 reb.)
Won a Game on a Last Shot	Feb. 5, 2018 (Riley Sharbono buzzer-beater to defeat Concordia 69-67)

Overtime

Played an Overtime Game	Dec. 4, 2019 (Gustavus 88, Hamline 81 (OT))
Played a Double Overtime Game	Jan. 21, 2017 (Gustavus 91, Macalester 95 (20T))
Played a Triple Overtime Game	Feb. 4, 1982 (Gustavus 82, St. Mary's 86 (30T))
Won an Overtime Game	Dec. 4, 2019 (Gustavus 88, Hamline 81 (OT))
Lost an Overtime Game	Nov. 30, 2019 (Gustavus 79, Central 89 (OT))

Individual

Triple-Double	Never
Double-Double (Pts-Ast)	Nov. 16, 2013 (Martin Feddersen - 10 pts., 11 ast., vs. Buena Vista)
Double-Double (Pts-Reb)	Nov. 30, 2019 (Jake Guse - 10 pts., 10 reb., at Central)
40 or more Points in a Game	Nov. 15, 2011 (Seth Anderson - 45 vs. Buena Vista)
35 Points in a Game	Feb. 6, 2016 (Gary Cooper - 39 at Concordia)
30 Points in a Game	Jan. 21, 2017 (Riley Sharbono - 32 vs. Macalester)
25 Points in a Game	Jan. 18, 2018 (Jason Faul - 25 at Macalester)
25 Points in a Half	Dec. 7, 2011 (Seth Anderson - 26 in 1st half vs Augsburg)
20 Points in a Half	Jan. 18, 2012 (Seth Anderson - 21 in 1st half vs Hamline)
20 Rebounds in a Game	Jan. 12, 1998 (Luke Schmidt - 22 vs. Carleton)
15 Rebounds in a Game	Feb. 8, 2012 (Paul Blacklock - 15 at Saint Mary's)
15 Assists in a Game	Never
10 Assists in a Game	Dec. 13, 2016 (Alec Koster - 10 vs. North Central)
Five Three-Pointers in a Game	Nov. 23, 2019 (Benji Lundberg - 5 vs. Macalester)
15 Free Throws Made in a Game	Never
10 Free Throws Made in a Game	Dec. 3, 2016 (Spencer Tollefson - 10 at Macalester)
Five Steals in a Game	Dec. 13, 2014 (Gary Cooper - 6 vs. Hamline)
Five Blocks in a Game	Feb. 2, 2011 (Paul Blacklock - 6 vs. Hamline)
10 Blocks in a Game	Never
20 Points and 10 Assists in a Game	Never
20 Points and 10 Rebounds in a Game	Nov. 16, 2019 (Logan Rezac - 22 pts., 10 reb., at Northwestern-St. Paul)
Consecutive 30-Point Games	Jan. 18-21, 2012 (Seth Anderson - 30 vs Bethel; 36 vs Hamline)
Consecutive 20-Point Games	Nov. 16-23, 2019 (Logan Rezac - 22 at Northwestern; 24 vs. Macalester)
Three Straight 20-Point Games	Dec. 28, 2011-Jan. 4, 2012 (Seth Anderson -32 vs St. Mary's; 24 vs Transylvania; 22 vs Hardin-Simmons)

HEAD COACH MARK HANSON



Mark Hanson is in his 30th season as the head coach of the Gustavus Adolphus men's basketball program for the 2019-20 season. During his time as head coach, Hanson has directed his teams to 11 NCAA Division III National Tournament appearances, including reaching the Final Four for the first time in school history and placing second in the nation during the 2002-03 season.

In the 2018-19 season, Hanson earned his 500th career victory with an 87-50 win at Macalester. Entering the 2019-20 season, Hanson is the 11th active NCAA Division III men's basketball coach to have reached 500 career victories.

Hanson, who has compiled a 508-278 overall record at Gustavus, including a 385-196 record in the MIAC, has won seven MIAC Championships, and has been named MIAC Coach of the Year eight times. He has helped guide Gustavus to the MIAC Playoffs 21 times, reaching the finals 14 years and winning the MIAC Playoff Championship on seven occasions. His teams have reached the Sweet 16 of the NCAA Tournament six times and the Elite Eight three times. Hanson has coached 31 players who have garnered 51 All-Conference honors, four MIAC Players of the Year, eight players who have received 13 all-region honors, and three All-Amer-

icans. In addition, Hanson has coached two Jostens' Award Finalists (Trevor Wittwer, 2008; Marc Newell, 1999), which recognizes the top Division III men's basketball player in the nation based on academics, athletics, and community involvement.

Hanson is a 1983 Gustavus graduate and the basketball program's all-time leading scorer with 1,774 points. He was a two-time NAIA All-America and GTE Academic All-America selection, a three-time Gustie MVP and a four-time All-MIAC selection.

A long-time outdoor enthusiast, Hanson earned his master's degree in experiential education at Mankato State University and teaches outdoor education classes in the health and exercise science department. He is also the outdoor program director at the college.

Hanson, a native of Dodge Center, Minnesota, lives in St. Peter and has two children, Hans and Annika.

Gustavus Under Head Coach Mark Hanson

Year	Overall	MIAC	Conf. Finish
1990-91	19-8	17-3	Co-Champion
1991-92	22-7	15-5	Co-Champion
1992-93	12-12	10-10	Tie-5th
1993-94	14-10	12-8	5th
1994-95	14-11	12-8	Tie-4th
1995-96	24-5	18-2	Champion
1996-97	21-7	16-4	Champion
1997-98	26-4	17-3	2nd
1998-99	24-6	17-3	2nd
1999-00	14-10	12-8	5th
2000-01	22-6	16-4	2nd
2001-02	24-5	17-3	2nd
2002-03	26-7	15-5	2nd
2003-04	22-6	18-2	Champion
2004-05	22-6	18-2	Champion
2005-06	19-8	13-7	4th
2006-07	14-13	11-9	4th
2007-08	19-8	14-6	2nd
2008-09	13-14	11-9	6th
2009-10	16-11	13-7	Tie-2nd
2010-11	15-13	11-9	5th
2011-12	20-8	16-4	Co-Champion
2012-13	13-10	11-8	Tie-5th
2013-14	17-9	13-7	Tie-4th
2014-15	16-11	11-9	6th
2015-16	12-13	9-11	8th
2016-17	5-20	5-15	9th
2017-18	12-13	10-10	7th
2018-19	11-15	8-12	6th
2019-20	2-4	2-1	
Totals	510-282	387-197	7 MIAC Titles

COACH HANSON AT A GLANCE

Hometown

Dodge Center, Minnesota

Education

Bachelor's Degree: Environmental Studies (Gustavus Adolphus '83)

Master's Degree: Experiential Education (Minnesota State, Mankato '87)

Family

Children: Hans and Annika

Coaching

1986-1990 – Assistant Coach, Gustavus

1990-Present – Head Coach, Gustavus

Years Coaching At Gustavus: 34

All-time Record: 510-282

All-time MIAC Record: 387-197

MIAC Titles: 7

MIAC Playoff Titles: 7

NCAA Tournaments: 11

Sweet Sixteens: 6

Elite Eights: 3

Final Fours: 1

Most Wins In A Season: 26 (2x)

Fewest Wins In A Season: 5

*All-time winningest coach in Gustavus men's basketball history.

2019-20 OVERALL STATS

2019-20 Golden Gustie Basketball Gustavus Adolphus Combined Team Statistics (as of Dec 11, 2019) All games

RECORD:	OVERALL	HOME	AWAY	NEUTRAL
ALL GAMES	2-4	2-1	0-3	0-0
CONFERENCE	2-1	2-0	0-1	0-0
NON-CONFERENCE	0-3	0-1	0-2	0-0

#	Player	gp-gs	min	avg	Total		3-Point		F-Throw		Rebounds				a	to	blk	stl	pts	avg		
					fg-fga	fg%	3fg-fga	3fg%	ft-fa	ft%	off	def	tot	avg							pf	dq
11	Rezac, Logan	6-6	196	32.7	31-77	.403	9-30	.300	14-24	.583	6	33	39	6.5	12	0	13	23	1	6	85	14.2
04	Malo, Nolan	6-6	158	26.3	34-64	.531	11-27	.407	4-9	.444	9	14	23	3.8	13	1	11	11	1	3	83	13.8
10	Douglas, Isaac	6-6	206	34.3	24-64	.375	14-40	.350	4-5	.800	5	14	19	3.2	10	1	28	13	0	6	66	11.0
32	Guse, Jake	6-6	148	24.7	18-35	.514	0-0	.000	10-16	.625	10	31	41	6.8	11	0	13	14	11	2	46	7.7
22	Morem, Marten	6-0	107	17.8	18-46	.391	6-20	.300	2-3	.667	3	14	17	2.8	11	0	3	8	2	1	44	7.3
02	Benji Lundberg	6-6	188	31.3	17-39	.436	7-17	.412	2-2	1.000	3	23	26	4.3	9	0	23	15	1	2	43	7.2
33	Lundquist, Peter	6-0	86	14.3	14-31	.452	4-13	.308	7-10	.700	6	12	18	3.0	12	1	6	9	6	3	39	6.5
24	Woda, CJ	6-0	109	18.2	12-22	.545	0-2	.000	9-12	.750	10	15	25	4.2	20	1	4	9	0	7	33	5.5
34	Engen, Leif	2-0	6	3.0	3-4	.750	0-0	.000	0-2	.000	0	1	1	0.5	1	0	0	2	0	0	6	3.0
03	Schommer, Jordan	5-0	29	5.8	3-5	.600	2-4	.500	1-2	.500	0	1	1	0.2	1	0	1	2	0	2	9	1.8
05	Jones, Parker	2-0	5	2.5	1-1	1.000	0-0	.000	0-0	.000	0	1	1	0.5	1	0	0	1	0	0	2	1.0
30	Miller, Jamison	1-0	2	2.0	0-0	.000	0-0	.000	0-0	.000	0	0	0	0.0	0	0	0	0	0	0	0	0.0
12	Wilner, Mac	2-0	5	2.5	0-1	.000	0-1	.000	0-0	.000	0	2	2	1.0	0	0	1	0	0	0	0	0.0
20	Hedstrom, Anders	2-0	5	2.5	0-0	.000	0-0	.000	0-0	.000	1	1	2	1.0	0	0	0	0	0	0	0	0.0
Team											4	3	7				2					
Total.....		6	1250		175-389	.450	53-154	.344	53-85	.624	57	165	222	37.0	101	4	103	109	22	32	456	76.0
Opponents.....		6	1250		188-406	.463	45-133	.338	84-110	.764	44	158	202	33.7	83	-	88	66	9	61	505	84.2

TEAM STATISTICS	GACM	OPP	Date	Opponent	Score	Att.
SCORING	456	505	11/08/19	BUENA VISTA	L 73-96	673
Points per game	76.0	84.2	11/16/19	at Northwestern-St. Paul	L 71-83	321
Scoring margin	-8.2	-	* 11/23/19	MACALESTER	W 79-66	273
FIELD GOALS-ATT	175-389	188-406	N 11/30/19	at Central	Lot 79-89	175
Field goal pct	.450	.463	* 12/04/19	HAMLIN	Wot 88-81	528
3 POINT FG-ATT	53-154	45-133	* 12/07/19	at St. Thomas (MN)	L 66-90	693
3-point FG pct	.344	.338	* - Conference game			
3-pt FG made per game	8.8	7.5				
FREE THROWS-ATT	53-85	84-110				
Free throw pct	.624	.764				
F-Throws made per game	8.8	14.0				
REBOUNDS	222	202				
Rebounds per game	37.0	33.7				
Rebounding margin	+3.3	-				
ASSISTS	103	88				
Assists per game	17.2	14.7				
TURNOVERS	109	66				
Turnovers per game	18.2	11.0				
Turnover margin	-7.2	-				
Assist/turnover ratio	0.9	1.3				
STEALS	32	61				
Steals per game	5.3	10.2				
BLOCKS	22	9				
Blocks per game	3.7	1.5				
ATTENDANCE	1474	1189				
Home games-Avg/Game	3-491	3-396				
Neutral site-Avg/Game	-	0-0				

Score by Periods	1st	2nd	OT	Totals
Gustavus Adolphus	212	225	19	456
Opponents	229	254	22	505

2019-20 GAME-BY-GAME BOX SCORES

GAME 5

Official Basketball Box Score -- Game Totals -- Final Statistics
Hamline vs Gustavus Adolphus
12/04/19 7:00 pm at

Hamline 81 • 1-4,0-3 MIAC

##	Player	Total			3-Ptr			Rebounds			PF	TP	A	TO	Blk	Stl	Min
		FG-FGA	FG-FGA	FT-FTA	FG-FGA	FG-FGA	FT-FTA	Off	De	Tot							
34	Michael Dillon	f	4-12	2-6	7-7	5	10	15	2	17	1	2	0	2	36		
42	Andrew Jackson	f	1-6	0-0	0-0	2	2	4	3	2	0	2	1	0	10		
03	Luke Siwek	g	1-5	0-0	1-2	0	1	1	3	3	2	2	0	2	27		
05	Trey Prince	g	3-9	0-4	0-0	2	2	4	2	6	1	3	0	0	24		
21	Lucas Berg	g	5-10	0-3	2-2	0	2	2	4	12	2	0	0	3	35		
11	Addison Ostendorf		5-10	0-1	0-1	0	1	1	0	10	4	2	0	0	24		
12	Jake Veldman		2-9	1-5	0-0	0	1	1	1	5	0	0	0	1	18		
20	Max Gertsner		0-0	0-0	0-0	0	0	0	0	0	0	0	0	0	2		
23	Conner Krenos		0-1	0-1	0-0	0	0	0	1	0	0	0	0	1	3		
25	Jordan Litwiller		3-5	1-2	0-0	0	2	2	0	7	0	0	0	0	9		
30	Cooper Berg		5-10	4-9	5-7	2	3	5	1	19	3	2	0	0	31		
33	Marshall Holland		0-1	0-1	0-0	0	1	1	1	0	1	0	0	0	6		
Team						0	0	0									
Totals			29-78	8-32	15-19	11	25	36	18	81	14	13	1	9	225		

FG % 1st Half: 15-34 44.1% 2nd half: 11-33 33.3% OT: 3-11 27.3% Game: 29-78 37.2% Deadball Rebounds 3,6
 3FG % 1st Half: 4-14 28.6% 2nd half: 4-12 33.3% OT: 0-6 0.0% Game: 8-32 25.0%
 FT % 1st Half: 4-7 57.1% 2nd half: 7-8 87.5% OT: 4-4 100.0 Game: 15-19 78.9%

Gustavus Adolphus 88 • 2-3,2-0 MIAC

##	Player	Total			3-Ptr			Rebounds			PF	TP	A	TO	Blk	Stl	Min
		FG-FGA	FG-FGA	FT-FTA	FG-FGA	FG-FGA	FT-FTA	Off	De	Tot							
04	Malo,Nolan	f	9-17	4-8	0-3	0	5	5	1	22	3	1	0	0	33		
32	Guse,Jake	c	3-6	0-0	2-2	2	5	7	2	8	3	2	4	0	30		
02	Lundberg,Benji	g	4-5	0-0	0-0	2	7	9	4	8	7	3	0	1	35		
10	Douglas,Isaac	g	5-15	3-10	2-2	2	2	4	0	15	7	2	0	0	40		
11	Rezac,Logan	g	1-5	0-0	6-10	0	6	6	2	8	0	5	0	3	30		
03	Schommer,Jordan		0-0	0-0	0-0	0	0	0	0	0	0	0	0	1	5		
22	Morem,Marten		6-11	1-2	0-0	1	2	3	2	13	0	0	0	0	17		
24	Woda,CJ		3-7	0-0	0-0	2	4	6	3	6	1	0	0	1	22		
33	Lundquist,Peter		2-4	0-1	4-4	0	2	2	2	8	1	3	1	1	13		
Team						0	1	1									
Totals			33-70	8-21	14-21	9	34	43	16	88	22	16	5	7	225		

FG % 1st Half: 16-31 51.6% 2nd half: 12-32 37.5% OT: 5-7 71.4% Game: 33-70 47.1% Deadball Rebounds 4,5
 3FG % 1st Half: 4-10 40.0% 2nd half: 3-8 37.5% OT: 1-3 33.3% Game: 8-21 38.1%
 FT % 1st Half: 7-8 87.5% 2nd half: 1-5 20.0% OT: 6-8 75.0% Game: 14-21 66.7%

Officials: Technical fouls: Hamline-None. Gustavus Adolphus-None.
 Attendance: 528
 2019-20 Men's Basketball. Round: 0. Gust. Adolphus vs Hamline. Played at Gus Y

Score by periods	1st	2nd	OT	Total
Hamline	38	33	10	81
Gustavus Adolphus	43	28	17	88

GAME 6

Official Basketball Box Score -- Game Totals -- Final Statistics
Gustavus Adolphus vs St. Thomas (MN)
12/07/19 1:00 pm at

Gustavus Adolphus 66 • 2-4,2-1 MIAC

##	Player	Total			3-Ptr			Rebounds			PF	TP	A	TO	Blk	Stl	Min
		FG-FGA	FG-FGA	FT-FTA	FG-FGA	FG-FGA	FT-FTA	Off	De	Tot							
04	Malo,Nolan	f	6-7	3-4	0-0	0	2	2	1	15	1	1	1	0	28		
32	Guse,Jake	c	1-4	0-0	3-6	2	4	6	2	5	0	2	1	1	16		
02	Lundberg,Benji	g	1-4	1-3	0-0	1	2	3	1	3	2	3	0	0	24		
10	Douglas,Isaac	g	5-10	3-5	0-0	0	3	3	0	13	4	1	0	1	29		
11	Rezac,Logan	g	2-12	1-6	1-1	1	4	5	0	6	3	4	0	0	32		
03	Schommer,Jordan		2-2	1-1	0-0	0	1	1	0	5	1	1	0	0	11		
05	Jones,Parker		1-1	0-0	0-0	0	1	1	0	2	0	0	0	0	3		
12	Wiiner,Mac		0-1	0-1	0-0	0	1	1	0	0	1	0	0	0	3		
20	Hedstrom,Anders		0-0	0-0	0-0	1	1	2	0	0	0	0	0	0	3		
22	Morem,Marten		0-1	0-1	0-0	0	1	2	0	0	0	3	0	0	17		
24	Woda,CJ		1-1	0-0	0-0	0	1	1	3	2	0	5	0	1	13		
33	Lundquist,Peter		6-8	1-2	0-0	0	2	2	0	13	0	3	0	1	17		
34	Engen,Leif		1-2	0-0	0-2	0	0	0	1	2	0	1	0	0	4		
Team						2	1	3									
Totals			26-53	10-23	4-9	7	30	37	10	66	12	25	2	4	200		

FG % 1st Half: 7-21 33.3% 2nd half: 19-32 59.4% Game: 26-53 49.1% Deadball Rebounds 2
 3FG % 1st Half: 1-9 11.1% 2nd half: 9-14 64.3% Game: 10-23 43.5%
 FT % 1st Half: 3-3 100.0 2nd half: 1-6 16.7% Game: 4-9 44.4%

St. Thomas (MN) 90 • 7-1,3-0 MIAC

##	Player	Total			3-Ptr			Rebounds			PF	TP	A	TO	Blk	Stl	Min
		FG-FGA	FG-FGA	FT-FTA	FG-FGA	FG-FGA	FT-FTA	Off	De	Tot							
34	Tommy Anderson	f	4-8	0-1	0-0	3	1	4	0	8	3	1	0	0	19		
04	Anders Nelson	g	5-9	2-3	1-1	1	2	3	1	13	3	1	0	1	18		
14	Tom Madison	g	5-9	2-4	0-0	0	0	0	2	12	1	1	0	2	17		
22	Burt Hedstrom	g	4-6	1-2	3-3	0	2	2	0	12	0	0	1	2	14		
24	Ryan Linnberg	g	1-2	1-2	1-2	0	2	2	0	4	2	0	0	1	18		
01	Kevin Cunningham		3-4	0-1	0-0	1	1	2	0	6	1	0	0	3	18		
03	Zach Theisen		0-5	0-3	0-0	0	3	3	1	0	1	0	0	1	21		
05	Jared Raineey		1-2	0-0	0-0	0	0	0	0	2	0	0	0	0	5		
19	Riley Miller		3-4	1-2	0-0	0	1	1	0	7	2	2	0	2	19		
20	Nick Christenson		0-0	0-0	0-0	0	0	0	0	0	0	0	0	1	3		
21	Elijah Hannah		4-7	0-0	1-2	2	3	5	3	9	1	0	0	1	16		
23	Will Engels		5-9	0-0	0-0	0	1	1	1	10	0	1	0	1	18		
30	Nathan Stenger		1-1	0-0	1-1	0	0	0	0	3	0	0	0	0	1		
31	Brooks Allen		0-1	0-0	0-0	0	0	0	0	0	0	0	0	0	2		
32	Matthew Barber		0-0	0-0	0-0	0	1	1	0	0	0	0	0	0	2		
33	Tate Staloch		0-1	0-1	0-0	0	0	0	0	0	0	0	0	0	4		
42	Matthew Rader		1-2	1-1	1-2	0	0	0	0	4	0	0	1	0	2		
44	Max Techau		0-1	0-0	0-0	0	2	2	0	0	0	0	0	0	3		
Team						0	4	4									
Totals			37-71	8-20	8-11	7	23	30	9	90	14	6	2	15	200		

FG % 1st Half: 18-32 56.3% 2nd half: 19-39 48.7% Game: 37-71 52.1% Deadball Rebounds 0
 3FG % 1st Half: 7-15 46.7% 2nd half: 1-5 20.0% Game: 8-20 40.0%
 FT % 1st Half: 5-7 71.4% 2nd half: 3-4 75.0% Game: 8-11 72.7%

Officials: Seth Hoshelt,Ivan Cardona,Cheswich Joyner
 Technical fouls: Gustavus Adolphus-Guse,Jake. St. Thomas (MN)-None.
 Attendance: 693
 2019-20 Men's Basketball. Round: 0. Gust. Adolphus vs St. Thomas (MN). Played

Score by periods	1st	2nd	Total
Gustavus Adolphus	18	48	66
St. Thomas (MN)	48	42	90