

GUSTAVUS ADOLPHUS COLLEGE

2014-15 MEN'S HOCKEY GAME NOTES

2014-15 GUSTAVUS SCHEDULE

DATE	OPPONENT	TIME/RESULT
10/31	Bethel University#	L 2-4
11/2	St. Olaf College#	W 6-3
11/7	UW-STEVENS POINT	L 1-4
11/8	UW-STOUT	W 4-3
11/14	Concordia College*	W 2-1
11/15	Concordia College*	T 3-3 (SL)
11/21	Hamline University*	T 3-3 (SW)
11/22	HAMLIN UNIVERSITY*	T 2-2 (SW)
11/29	LAWRENCE UNIVERSITY	T 3-3
11/30	MARIAN UNIVERSITY	L 1-2
12/5	ST. OLAF COLLEGE*	T 3-3 (SL)
12/6	St. Olaf College*	L 2-4
1/2	WILLIAMS COLLEGE	L 2-3
1/9	FINLANDIA UNIVERSITY	W 4-2
1/10	COLLEGE OF ST. SCHOLASTICA	T 0-0
1/16	Augsburg College*	L 3-5
1/17	AUGSBURG COLLEGE*	W 3-0
1/23	Saint Mary's University*	L 0-3
1/24	SAINT MARY'S UNIVERSITY*	W 2-1 (OT)
1/30	Saint John's University*	7:00 p.m.
2/31	SAINT JOHN'S UNIVERSITY*	7:05 p.m.
2/13	UNIVERSITY OF ST. THOMAS*	7:05 p.m.
2/14	University of St. Thomas*	7:00 p.m.
2/20	Bethel University*	7:00 p.m.
2/21	BETHEL UNIVERSITY*	7:05 p.m.

HOME GAMES in BOLD FACE CAPS; all times Central

* MIAC game

MIAC Showcase (Blaine, Minn.)

GUSTAVUS QUICK FACTS

Location:	St. Peter, Minnesota
Address:	800 West College Ave. St. Peter, MN 56082
Founded:	1862
Enrollment:	2,500
Nickname:	Golden Gusties
School Colors:	Black and Gold
Home Arena:	Don Roberts Ice Rink
Conference:	Minnesota Intercollegiate Athletic
NCAA Affiliation:	NCAA Division III
President:	Rebecca M. Bergman
Athletic Director:	Tom Brown
Assistant Athletic Director:	Jared Phillips
Athletic Trainer:	Troy Banse
Equipment Manager:	Wayne Norman
Sports Information Director:	Ethan Armstrong
Sports Information Graduate Assistant:	Nick Hoelmer

GUSTAVUS ADOLPHUS COLLEGE

"Golden Gusties"

6-7-6 Overall, 3-3-4 MIAC

SAINT JOHN'S UNIVERSITY

"Johnnies"

8-5-4 Overall, 4-3-1 MIAC

GAME 20

ST. CLOUD, MINN.

GAME INFORMATION

DATE: Friday, January 30

TIME: 7:00 p.m.

SITE: St. Cloud, Minnesota

ARENA: National Hockey Center

WEB VIDEO: <http://portal.stretchinternet.com/csbsju/>

LIVE STATS: <http://portal.stretchinternet.com/csbsju/>

GAME 21

ST. PETER, MINN.

GAME INFORMATION

DATE: Saturday, January 31

TIME: 7:05 p.m.

SITE: St. Peter, Minnesota

ARENA: Don Roberts Ice Rink

WEB VIDEO: <http://portal.stretchinternet.com/gac>

LIVE STATS: <https://gustavus.edu/athletics/hky/LIVE/xlive.htm>

SETTING THE SCENE

The Gustavus Adolphus men's hockey team will take part in a home-and-home Minnesota Intercollegiate Athletic Conference series this weekend against the Johnnies of Saint John's University.

The weekend will begin with a 7:00 p.m. game at the National Hockey Center in St. Cloud on Friday, Jan. 30. The series will then come to an end at Don Roberts Ice Rink on Saturday, Jan. 31 with a 7:05 p.m. puck drop.

Gustavus heads into the weekend sitting in a tie for third place in the conference standings alongside Augsburg with 15 points. The Gusties are 6-7-6 overall and 3-3-4 in the MIAC following a split with Saint Mary's last weekend. Saint John's is a part of a three-way pileup in sixth place along with Hamline and Saint Mary's with 13 points. The Johnnies are 8-5-4 overall and 4-3-1 in the MIAC.

TICKET INFORMATION

Tickets for Gustavus athletic events are available for purchase prior to each home event one hour prior to the scheduled game time. Men's hockey general admission tickets are \$5 for adults, \$4 for visiting college students with ID, \$2 for ages 12-18, and free for ages 12 and under 62 and over.



TWITTER
[@GustieAthletics](https://twitter.com/GustieAthletics)



FACEBOOK
facebook.com/GustieAthletics



GAME CENTRAL
client.stretchinternet.com/client/gac.portal



YOUTUBE
youtube.com/gustavusathletics



INSTAGRAM
instagram.com/gustieathletics



FLICKR
flickr.com/photos/gogusties

MEN'S HOCKEY MEDIA CONTACT

Sports Information Director: Ethan Armstrong

Email: earmstr2@gac.edu • Cell: 320-815-2351 • Office: 507-933-7647

14-TIME MIAC CHAMPION



2014-15 GUSTAVUS ADOLPHUS MEN'S HOCKEY GAME NOTES

STATISTICAL COMPARISON

Gustavus		Saint John's
2.42 (7th)	Goals For	2.76 (T-5th)
2.58 (4th)	Goals Against	2.24 (2nd)
9/56-16.1% (6th)	Power Play	8/60-13.3% (7th)
51/56-91.1% (1st)	Penalty Kill	55/66-83.3% (6th)
+1 (4th)	Special Teams Net	-5 (9th)
9.6 (8th)	Penalty Minutes	10.6 (T-5th)

- 2014-15 overall per game averages with MIAC rank

THE SERIES

VS. SAINT JOHN'S

All-Time	63-44-7
Last Meeting	W 3-2 (3/1/14)
Current Streak	W - 3

Head Coach Brett Petersen

Record at Gustavus	204-155-38
vs. Saint John's	10-18-9

Head Coach Doug Schueller

Record at Saint John's	76-79-17
vs. Gustavus	4-8-4

Last 10		5-2-3
Date	Location	Result
3/1/14	Don Roberts Ice Rink	W 3-2 (MIAC Semifinal)
2/1/14	National Hockey Center	W 4-1
1/31/14	Don Roberts Ice Rink	W 2-1
3/2/13	National Hockey Center	L 2-3 (MIAC Final)
1/12/13	Don Roberts Ice Rink	T 1-1
1/11/13	National Hockey Center	T 3-3
2/25/12	Don Roberts Ice Rink	W 3-1 (MIAC Semifinal)
1/14/12	Don Roberts Ice Rink	L 3-4
1/13/12	National Hockey Center	W 4-3
10/28/11	Fogerty Ice Arena	T 3-3

CAREER SCORING VS. SAINT JOHN'S

Player	Games	Goals	Assists	Points
Andy Pearson	8	5	2	7
Blake Schammel	10	2	3	5
Sam Smith	8	0	2	2
Tyler Lopic	6	2	1	3
Schyler Adams	4	1	1	2
Jack Walsh	9	0	2	2
Darren Lopic	6	0	1	1
Nate Paulsen	5	0	1	1
Cory Ellis	5	0	0	0
Drew Aspinwall	3	0	1	1
Jared Docken	3	0	0	0
Sam Majka	3	0	0	0
Gavin Tufte	3	0	0	0

Goaltending	Record	Min.	GA	Saves
John McLean	4-1-0	358:33	11	125

GAME NOTES

LIVE COVERAGE

Live video and live stats for Friday and Saturday night's games will be provided through the links below. The Saint John's Sports Information Department will produce the live coverage for Friday night's game at the National Hockey Center.

Live Video/Stats

<http://portal.stretchinternet.com/sjucsb/>

Ethan Armstrong will be in Don Roberts Ice Rink for the live call of Saturday night's game. New this season, Gustavus will provide a high definition video stream of all home games for viewing on your computer, tablet, or smart phone through GameCentral by Stretch Internet.

Live Video

<http://portal.stretchinternet.com/gac/>

Live Stats

<https://gustavus.edu/athletics/hky/LIVE/xlive.htm>

GUSTAVUS EMBARKS ON 73RD SEASON OF MEN'S HOCKEY

The Gustavus men's hockey team is in its 73rd season of existence. One of the storied programs in collegiate hockey, Gustavus has compiled an all-time record of 855-625-74 overall and 566-428-45 in the MIAC. The Gusties have won 14 MIAC Championships and earned a place in the NCAA Division III Tournament six times, which includes a runner-up finish in 2009.

Gustavus first recognized a men's hockey team in 1937 when then Director of Physical Education George Myrum became interested in the sport and raised the funds to sponsor a team. The Gusties fell to Carleton in their first ever intercollegiate game in 1936. It would take until 1939, the first year Gustavus played on natural ice in the on-campus fieldhouse, for Gustavus to record the first victory in the program's history.

GUSTAVUS COACHING STAFF

Head Coach Brett Petersen is in his 15th season at the helm of the Gustavus men's hockey program. Petersen has compiled a 204-155-38 overall record in his 14-plus seasons at Gustavus. His win total at Gustavus ranks second behind legendary coach Don Roberts. He has been named MIAC Coach of the Year twice in his tenure, once in 2001-02 and again in 2009-10.

Within MIAC play, Gustavus holds a record 127-82-25 during the Petersen era. The Gusties have earned a trip to the MIAC Playoffs 13 straight seasons and have advanced to the MIAC Playoff Championship a total of six times under Petersen. Since the turn of the century, Gustavus has qualified for the NCAA Division III Tournament three times in 2009, 2010, and 2012. The Gusties advanced all the way to the NCAA Championship in 2009 where they fell to Neumann 4-1 at Herb Brooks Arena in Lake Placid, N.Y.

Petersen, a Roseville, Minn. native, received his Bachelor of Science degree in business administration from the University of Denver in 1992 and his Master of Science degree in athletic administration in 2000 from St. Cloud State.

Former men's hockey standout David Martinson is in his third season as the assistant men's hockey coach at Gustavus. A 2010 graduate and one of the most decorated hockey players to don a three crowned sweater, Martinson is a native of St. Louis Park, Minn. After being named the MIAC Player of the Year and earning All-America honors twice during his playing career, Martinson continued his education at the Bowling Green State University where he served as a graduate assistant for the men's hockey team. In the fall of 2012, David received his masters of education in sport administration.

SAINT JOHN'S COACHING STAFF

Doug Schueller is in his seventh season as the Saint John's head men's hockey coach. Prior to becoming the head coach at Saint John's, Schueller served as an assistant coach at NCAA Division I Bowling Green State University and was responsible for the Falcons' defensemen and recruiting efforts. He is a 2001 graduate of Bowling Green and a three-time captain for the Falcons. Schueller graduated from Bowling Green with a degree in sports management. He went on to complete his Master's degree (business administration in sports management) from the University of Coventry Business School (Coventry, England) in 2005.

Schueller is assisted by Michael Palmiscno (Saint John's '13), Pat Forte (Bemidji State '89), Nick Sperides (Minnesota '83), and Dave Rogalski (Saint Mary's '05).

AROUND THE GLOBE

Gustavus's 2014-15 roster features 28 players from six different states and one player from Canada. Within the United States, Minnesota (22), Alaska (1), California (1), North Dakota (1), Oklahoma (1), and Vermont (1) are represented by 27 players. Outside the U.S., the Canadian province of British Columbia is home to Sam Smith.



2014-15 GUSTAVUS ADOLPHUS MEN'S HOCKEY GAME NOTES

GUSTAVUS HOCKEY FACTS

2013-14 Record:	16-7-4
2013-14 MIAC Record/Finish:	12-3-1/Second
All-Time Record:	855-625-74
All-Time MIAC Record:	566-428-45
MIAC Championships :	14
Lettermen Returning/Lost:	19/8
All-MIAC Honorees Returning/Lost:	3/1

GUSTAVUS' RECORD WHEN...

At home	4-3-4
On the road	1-3-2
Neutral Site	1-1-0
GAC scores 4 or more goals	3-0-0
GAC scores 3 goals	1-1-4
GAC scores 2 or fewer goals	2-6-2
GAC scores first	4-1-2
Opponent scores first	2-6-3
GAC leads after 1st period	2-2-1
Opponent leads after 1st period	2-4-1
Tied after 1st period	1-2-4
GAC leads after 2nd period	4-0-1
Opponent leads after 2nd period	0-5-2
Tied after 2nd period	2-2-3
Games decided by one goal	3-2
Games decided by two goals	1-3
Games decided by three goals	3-1
Games decided by four or more	0-0
GAC scores on the power play	2-3-3
GAC scoreless on the power play	3-4-2
GAC scores two or more PP goals	0-1-0
GAC outshoots opponent	4-5-4
GAC outshot by opponent	2-2-2
Shots equal	0-0-0
Friday	2-5-2
Saturday	3-1-4
Sunday	1-1-0
In October	0-1-0
In November	3-2-3
In December	0-1-1
In January	3-3-1
In February	0-0-0
In March	0-0-0
Following a win	1-2-2
Following a loss	4-2-1
Following a tie	0-3-3

GAME NOTES

PRIOR EXPERIENCE

All 28 players on Gustavus's roster previously played junior hockey before beginning their collegiate careers. Thirteen of this year's Gusties are alums of the North American Hockey League (NAHL), while four played in the Superior International Junior Hockey League (SIJHL). The Eastern Junior Hockey League (EJHL), North American Tier III Hockey League (NA3HL), and Western States Hockey League (WSHL) are each represented by two players. The United States Hockey League (USHL), British Columbia Hockey League (BCHL), Central Canada Hockey League (CCHL), American West Hockey League (AWH L), and Minnesota Junior Hockey League (MNJHL) were all home to one future Gustie.

CAPTAIN'S LOG: 2014-15

The 2014-15 Gustavus men's hockey team is led by senior captains Jack Walsh (Mahtomedi, Minn.) and Tyler Lopic (New Prague, Minn.). In the 72-year history of Gustavus men's hockey, Walsh and Lopic are the 87th and 88th student-athletes to earn the right of wearing a "C" on their Gustavus sweater. Jack Walsh is the program's first two-time captain since Ross Ring-Jarvi '12 served during the 2010-11 and 2011-12 seasons.

SENIOR LEADERSHIP

Eight student-athletes are in their fourth and final season on the Gustavus men's hockey team. Sam Smith (Vancouver, B.C.), Jack Walsh, Tyler Lopic, Schyler Adams (New Prague, Minn.), Nate Paulsen (La Habra, Calif.), Andy Pearson (Burnsville, Minn.), Cory Ellis (St. Paul, Minn.), and Blake Schammel (Red Wing, Minn.) make up this year's Golden Gustie seniors. All eight have been significant contributors to the program since coming to campus in the fall of 2011.

LETTERWINNERS AND FRESH FACES

Brett Petersen returned 20 letterwinners from a 2013-14 squad that went 16-7-4 overall (12-3-1 MIAC) and advanced to the MIAC Playoff Championship for the third consecutive season. To go along with his 20 returners, coach Petersen welcomes eight new players to the team. Five of the eight fresh faces are frosh while the other three spent last season on Gustavus's junior varsity team. This season's rookies include Jake McCann (Shoreview, Minn.), Jake Bushey (Duluth, Minn.), Conor Deal (Anchorage, Alaska), Tim Donohue (Bloomington, Minn.), and Isaak Tjaden (Eagan, Minn.). Sophomores Cameron Jackson (Lakeville, Minn.), Matt Petersen (Center City, Minn.), and Mason Wyman (Burnsville, Minn.) moved up to varsity after a season on JV. McCann, Deal, Donohue, and Wyman are forwards, Bushey, Jackson, and Petersen are defensemen, and Tjaden is a goaltender.

THE LONG AND WINDING ROAD

To go along with the team's standard 16 Minnesota Intercollegiate Athletic Conference contests, this season's long and winding schedule features non-conference games against teams belonging to the MIAC, WIAC, NCHA, and NESCAC. In addition to non-league games against conference foes Bethel and St. Olaf this weekend at the MIAC Showcase, Gustavus will face UW-Stevens Point (Nov. 7) and UW-Stout (Nov. 8) of the WIAC, Lawrence (Nov. 29), Marian (Nov. 30), Finlandia (Jan. 9), and St. Scholastica (Jan. 10) of the NCHA, and Williams (Jan. 2) of the NESCAC. The Gusties will play 13 of its games at home at Don Roberts Ice Rink including non-conference bouts against Lawrence and Marian in the MIAC/NCHA Thanksgiving Showdown Nov. 29 and Nov. 30.

THE SERIES

This weekend's games will be the 115th and 116th meeting between Gustavus and Saint John's in men's hockey. Gustavus holds the advantage in the all-time series with a record of 63-44-7. Following a 3-2 loss in the MIAC Playoff Championship on March 2, 2013 in the National Hockey Center, Gustavus got redemption on the Johnnies last year with a sweep in the regular season series and then a win in the MIAC Playoffs. The Gusties earned a six point sweep - winning their fifth and sixth straight games - with a 2-1 win at Don Roberts Ice Rink and a 4-1 win at the National Hockey Center. In the MIAC Playoff Semifinals on March 1, 2014 in St. Peter, Gustavus trailed Saint John's 2-1 heading into the third period. After Tyler Lopic tied the game at 2-2 with a power play goal at the 2:29 mark, Andy Pearson completed the comeback win with a goal at the 19:26 mark to propel the Gusties into the MIAC Playoff Championship for the second straight season.

ABOUT LAST WEEKEND

The Gustavus men's hockey heads into the weekend coming off a second straight MIAC split last weekend against Saint Mary's. Gustavus suffered a 3-0 shutout on Friday night in Winona yet bounced back with a 2-1 overtime victory on Saturday night in St. Peter.

In Friday night's game, Gustavus couldn't find a way to beat Cardinal goaltender Phil Heinle who stopped all 32 shots. John McLean suffered the loss after allowing three goals and making 25 saves. The Gusties finished with a 32-28 edge in shots, yet failed to convert on three power play opportunities. The Cardinals finished 1-for-2 on the power play.

After skating to a 1-1 tie through 60 regulation minutes, Gustavus was able to pull out a victory in dramatic fashion in the series-finale on Saturday night at Don Roberts Ice Rink.



2014-15 GUSTAVUS ADOLPHUS MEN'S HOCKEY GAME NOTES

2014-15 MIAC STANDINGS

SCHOOL	POINTS	MIAC	OVERALL
Concordia	18	5-3-2	10-6-3
St. Thomas	18	5-1-2	11-3-3
Augsburg	15	5-3-0	8-9-0
Gustavus	15	3-3-4	6-7-6
St. Olaf	14	4-5-1	6-11-2
Saint John's	13	4-3-1	8-5-4
Hamline	13	3-2-3	7-6-4
Saint Mary's	13	3-3-2	8-7-2
Bethel	1	0-9-1	2-14-2

AROUND THE MIAC

Friday, Jan. 30

Gustavus at Saint John's | 7:00 p.m.
Hamline at Concordia | 7:00 p.m.
St. Olaf at Saint Mary's | 7:00 p.m.
Augsburg at St. Thomas | 7:30 p.m.

Saturday, Jan. 31

Hamline at Concordia | 2:00 p.m.
Bethel at UW-Stevens Point | 7:00 p.m.
St. Thomas at Augsburg | 7:05 p.m.
Saint John's at Gustavus | 7:05 p.m.
Saint Mary's at St. Olaf | 7:30 p.m.

USCHO.COM DIII MEN'S POLL

No.	Team	Record	Points	Last Poll
1	Norwich (10)	16-2-1	288	2
2	St. Norbert (6)	14-2-2	278	1
3	Trinity (4)	14-1-1	254	5
4	Oswego	12-2-3	240	4
5	Wisconsin-Stevens Point	14-4-0	208	6
6	Wisconsin-River Falls	14-4-1	190	3
7	Babson	14-3-2	182	7
8	Plattsburgh	13-4-1	157	9
9	Massachusetts-Boston	15-3-1	120	10
10	Adrian	13-3-3	118	8
11	Williams	11-3-2	103	11
12	Wisconsin-Eau Claire	11-4-2	87	14
13	Amherst	11-3-2	78	12
14	St. Thomas	11-3-3	51	13
15	Lake Forest	11-3-5	30	15

D3HOCKEY.COM DIII TOP 15 POLL

No.	Team	Record	Points	Last Poll
1	St. Norbert (10)	14-2-2	285	1
2	Norwich (8)	16-2-1	282	2
3	Trinity (Conn.) (2)	14-1-1	249	5
4	Oswego State	12-2-3	245	4
5	UW-Stevens Point	14-4-0	227	6
6	UW-Eau Claire	11-4-2	169	13
7	Babson	14-3-2	159	8
8	Plattsburgh State	13-4-1	147	9
9	Adrian	13-3-3	140	7
10	Mass-Boston	15-3-1	121	10
11	UW-River Falls	14-4-1	99	3
12	Amherst	11-3-2	85	11
13	St. Thomas	11-3-3	75	12
14	Williams	11-3-2	70	14
15	Lake Forest	11-3-5	41	15

GAME NOTES

With the clock winding down in overtime, the Gusties won an offensive zone faceoff and eventually got the puck through traffic and onto the Saint Mary's net. With :09 seconds remaining, rookie Conor Deal was able to find the puck amongst a mass of bodies and muscle it into the goal for the overtime game-winner. The Gusties were able rebound from a one goal deficit in the first period when Jack Walsh scored halfway through the second. McLean earned the 26-save victory, as Gustavus outshot Saint Mary's 45-27.

NATIONAL HOCKEY CENTER NIGHTMARES

The National Hockey Center has not been kind to the Gustavus men's hockey team since it was built over 20 years ago. In the 2011-12 season, Gustavus was able to snap an eight-game losing-streak in the National Hockey Center with a 4-3 victory on Jan. 13. Heading into the weekend, Gustavus is 3-10-2 on Saint John's home ice since the turn of the century. In the Gusties' last trip to St. Cloud, they scored four unanswered goals - three in the first period and another early in the third - en route to a 4-1 win.

SCOUTING THE JOHNNIES

Despite being swept by Concordia in its last MIAC series on Jan. 16-17 in Moorhead, the Saint John's men's hockey team gained some momentum with a mid-week, 4-2 victory over UW-Stout in the team's last time on the ice Jan. 20 at the National Hockey Center. The Johnnies fell 3-2 in overtime on Friday night and 4-0 on Saturday afternoon to Concordia in their last MIAC action.

Saint John's is ranked fifth in the MIAC in offense with a 2.76 goals per game average. Defensively, the Johnnies rank second with a 2.24 goals against average. Saint John's ranks seventh on the power play at 13.3-percent and sixth on the penalty kill at 83.3-percent for a league-low special teams net of -.5.

Senior forward John Haeg leads the Johnnies in scoring with 14 points off five goals and nine assists. Junior forward Neal Smith is the team's top goal-scorer with six and sits second on the team in scoring with 10 points. Senior forwards Phill Johnson (4G, 6A) and Nick Vatnsdal (3G, 7A) sit beside Smith with 10 points each.

Although junior Saxton Soley has seen the majority of time between the pipes with an overall record of 6-3-4 in 803:04 minutes, fellow junior Jason Dzurik has gotten the start the last two games and is now 2-2-0 in 239:56 minutes. Soley carries a save percentage of .937 and a goals against average of 1.94, while Dzurik has a save percentage of .886 and a goals against average of 3.00.

UNBEATEN IN OT

Saturday's win over Saint Mary's was Gustavus's first overtime victory since Nov. 8, 2014 when the Gusties came away with a 4-3 win over UW-Stout. After their overtime win over the Blue Devils, the Gusties skated to six consecutive draws in overtime games. Gustavus is now 2-0-6 in overtime games this season. Gustavus's last overtime loss came against St. Thomas 4-3 on Nov. 18, 2011 in Mendota Heights. Since that loss, Gustavus has compiled a record of 4-0-16 in overtime games. In those four overtime wins, three of the team's game-winning goals have been scored in the final minute of the overtime session. Jack Walsh scored at the 4:31 mark to propel Gustavus to a 3-2 win over Augsburg on Dec. 1, 2012. Gavin Tufte scored at 4:25 in the 4-3 win over UW-Stout earlier this season, and Conor Deal provided the game-winner at 4:51 on Saturday against Saint Mary's.

BY THE NUMBERS

11-3 - Schyler Adams' faceoff record on Saturday against Saint Mary's. Thanks to his showing against the Cardinals, Adams bumped his win-percentage to 61.4-percent, which leads the team amongst players with more than 100 faceoff opportunities.

7.2 - Gustavus's league-least average penalty minutes per game within conference play.

11 - The number of goals Gustavus has allowed in the third period to MIAC opposition. Of the team's 25 goals allowed within league play, 10 have come in the first period, four have come in the second, and 11 have come in the third.

22.2 - The Gusties' second-ranked power play percentage inside conference play. Gustavus has netted six power play goals (2nd) in 26 tries against conference opponents.

3.33 - Saint John's scoring average at the National Hockey Center. On the road, the Johnnies are scoring an average of 1.8 goals per game. Saint John's is 5-1-3 in St. Cloud and 3-4-1 on the road with its only home loss coming to Augsburg 6-5 in overtime on Dec. 5.

45 - Gustavus's season-best shot total on Saturday against the Cardinals. The Gusties have recorded more than 40 shots on four occasions this season and currently rank second in the league in shots per game at 33.3.



2014-15 GUSTAVUS ADOLPHUS MEN'S HOCKEY GAME NOTES

HEAD COACH BRETT PETERSEN

15th Season

204-155-38 at Gustavus

Office: 507-933-7615

Email: bpeters4@gustavus.edu



Brett Petersen is in his 15th season as the head coach of the Gustavus Adolphus men's hockey team.

The 2013-14 Gustavus men's hockey team posted its best finish in the conference standings since the 2009-10 season and made it back to the MIAC Playoff Championship for the third straight year after what was the team's seventh consecutive winning season. Gustavus finished second in the MIAC with 38 points after going 12-3-1 within conference play. After defeating Saint John's 3-2 in the MIAC Playoff Semifinals at Don Roberts Ice Rink, the Gusties saw their season end with a 2-1 loss to St. Thomas in front of a capacity crowd at the St. Thomas Ice Arena in the MIAC Playoff Championship. Head Coach Brett Petersen's club finished the year 16-7-4 overall, reaching the 15-win mark for the sixth straight season.

Gustavus had a strong showing in the MIAC's postseason awards last season with three players taking home all-conference honors. Gusties featured on the 20-player All-Conference Team included senior forward Corey Leivermann (North Mankato, Minn.), sophomore goaltender John McLean (Eagan, Minn.), and senior forward Adam Smyth (Burnsville, Minn.). Smyth earned all-conference marks for the second straight year, while Leivermann and McLean were both first time recipients. Corey Leivermann shared the MIAC scoring title after scoring 19 points off a league-leading 12 goals and seven assists inside conference play.

In his 15-plus seasons behind the Gustavus bench, Petersen has compiled a 204-155-38 overall record. His win total at Gustavus ranks second behind legendary coach Don Roberts. He has been named MIAC Coach of the Year twice, once in 2001-02 after helping the Gusties make the jump from ninth place the year before to a second place finish in the conference, and again in 2009-10 after leading the Gusties to their first MIAC Title since 1993. While at Gustavus, Petersen has worked with 18 All-Conference players, three MIAC Player of the Year recipients, eight AHCA All-Americans and one National Player of the Year (David Martinson, 2010).

Within MIAC play, Gustavus holds a record 127-82-25 during the Petersen era. The Gusties have earned a trip to the MIAC Playoffs 13 straight seasons and have advanced to the MIAC Playoff Championship a total of six times under Petersen. Since the turn of the century, Gustavus has qualified for the NCAA Division III Tournament three times in 2009, 2010, and 2012. The Gusties advanced all the way to the NCAA Championship in 2009 where they fell to Neumann 4-1 at Herb Brooks Arena in Lake Placid, N.Y.

Petersen, a Roseville, Minnesota native, started his coaching career with the St. Paul Vulcans of the United States Hockey League (USHL) from 1992-1994. He was named assistant coach at St. Cloud State University of the Western Collegiate Hockey Association (WCHA) in the spring of 1994. During his six years at St. Cloud State, he coordinated the recruiting process for head coach Craig Dahl, while also being closely involved with practice planning, player development and bench coaching.

In the classroom, Petersen received his Bachelor of Science degree in business administration from the University of Denver in 1992 and his Master of Science degree in athletic administration in 2000 from St. Cloud State. He was a four-year letter winner in hockey while at Denver and was named to the WCHA All-Academic team for three years. Petersen served as the team's assistant captain during his junior and senior seasons.

Petersen had the opportunity to represent USA Hockey on several difference occasions during his playing career including the U.S. Olympic Festival in Oklahoma City in 1990 and the World University Games in Sapporo, Japan in 1991. He was drafted by the Calgary Flames of the National Hockey League (NHL), but did not play professional hockey.

Along with this coaching duties at Gustavus, Petersen's responsibilities include managing Lund Arena, the College's multi-purpose facility that houses the ice sheet from October through March for team practices and games. The facility is then used for physical education classes, concerts and conventions the rest of the year.

Brett lives in St. Peter with his wife, Linda, and their daughters, Katherine and Natalie.

THE PETERSEN FILE

Hometown	Coaching	Year	Overall	MIAC	Finish
• Roseville, Minnesota	• 1992-94 - Assistant Coach, St. Paul Vulcans (USHL)	2000-01	6-16-3	3-11-2	9th
		2001-02	14-9-4	9-4-4	2nd
		2002-03	14-12-1	8-7-1	4th
		2003-04	12-11-3	9-5-2	3rd
		2004-05	10-14-1	7-8-1	T-5th
		2005-06	14-11-1	9-7-0	5th
		2006-07	11-13-2	9-6-1	5th
		2007-08	13-12-1	10-6-0	4th
		2008-09	19-11-0	10-6-0	T-2nd
		2009-10	20-7-2	12-2-2	1st
		2010-11	15-10-2	8-6-2	T-4th
		2011-12	17-7-5	8-5-3	2nd
		2012-13	17-8-3	9-5-2	4th
		2013-14	16-7-4	12-3-1	2nd
		2014-15	6-7-6	3-3-4	
		TOTALS	204-155-38	127-82-25	
Education	Coaching Awards	NCAA Appearances	MIAC Titles		
• Bachelor's Degree: Business Administration (Denver '92)	• 1994-00 - Assistant Coach, St. Cloud State (WCHA)	• 2009, 2010, 2012	• 2010		
• Master's Degree: Sport Administration (St. Cloud State '00)	• MIAC Coach of the Year - 2002, 2010				
Family					
• Wife, Linda; daughters Katherine and Natalie.					



2014-15 GUSTAVUS ADOLPHUS MEN'S HOCKEY GAME NOTES

GAME 2014-15 GUSTAVUS TEAM SUPERLATIVES

Largest Margin of Victory: 3 (2x), most recent 3-0 win vs. Augsburg (Jan. 17)

Largest Margin of Defeat: 3 (2x), most recent 3-0 vs. Saint Mary's (Jan. 23)

Most Goals, Game: 6, 6-3 win vs. St. Olaf (Nov. 2)

Most Goals, 1st Period: 2 (2x), most recent 3-2 loss vs. Williams (Jan. 2)

Most Goals, 2nd Period: 3, 6-3 win vs. St. Olaf (Nov. 2)

Most Goals, 3rd Period: 3, 6-3 win vs. St. Olaf (Nov. 2)

Most Goals Allowed, 1st Period: 3, 4-2 loss vs. Bethel (Oct. 31)

Most Goals Allowed, 2nd Period: 2 (4x), most recent 4-2 loss vs. St. Olaf (Dec. 6)

Most Goals Allowed, 3rd Period: 3, 3-3 tie vs. Concordia (Nov. 15)

Most Shots, Game: 45 (3x), most recent 2-1 win vs. Saint Mary's (Jan. 24)

Most Shots, 1st Period: 17, 2-1 loss vs. Marian (Nov. 30)

Most Shots, 2nd Period: 19, 2-1 win vs. Saint Mary's (Jan. 24)

Most Shots, 3rd Period: 16, 4-2 loss vs. St. Olaf (Dec. 6)

Most Shots, OT: 7, 4-3 win vs. UW-Stout (Nov. 8)

Most Shots Allowed, Game: 39, 0-0 tie vs. St. Scholastica (Jan. 10)

Most Shots Allowed, 1st Period: 15, 3-2 loss vs. Williams (Jan. 2)

Most Shots Allowed, 2nd Period: 18, 2-1 win vs. Concordia (Nov. 14)

Most Shots Allowed, 3rd Period: 16, 0-0 tie vs. St. Scholastica (Jan. 10)

Most Shots Allowed, OT: 4, 3-3 tie vs. St. Olaf (Dec. 5)

Fewest Shots, Game: 15, 2-1 win vs. Concordia (Nov. 14)

Fewest Shots, Regulation Period: 3 (2x), second period of 2-1 win vs. Concordia (Nov. 14)

Fewest Shots, 1st Period: 4 (2x), most recent 3-3 tie vs. Concordia (Nov. 15)

Fewest Shots, 2nd Period: 3, 2-1 win vs. Concordia (Nov. 14)

Fewest Shots, 3rd Period: 4, 2-1 loss vs. Marina (Nov. 30)

Fewest Shots, OT: 0, 3-3 tie vs. Concordia (Nov. 15)

Fewest Shots Allowed, Game: 14, 4-2 win vs. Finlandia (Jan. 9)

Fewest Shots Allowed, Regulation Period: 2, first period of 2-1 win vs. Concordia (Nov. 14)

Fewest Shots Allowed, 1st Period: 2, 2-1 win vs. Concordia (Nov. 14)

Fewest Shots Allowed, 2nd Period: 6 (2x), 3-0 win vs. Augsburg (Jan. 17)

Fewest Shots Allowed, 3rd Period: 3, 3-3 tie vs. Lawrence (Nov. 29)

Fewest Shots Allowed, OT: 0 (2x), most recent 2-2 tie vs. Hamline (Nov. 22)

Most PIM, Game: 42, 4-3 win vs. UW-Stout (Nov. 8)

Most Opponent PIM, Game: 55, 4-3 win vs. UW-Stout (Nov. 8)

Most Combined PIM: 76, 4-3 win vs. UW-Stout (Nov. 8)

Fewest PIM, Game: 4 (3x), most recent 3-0 loss vs. Saint Mary's (Jan. 23)

Fewest Opponent PIM, Game: 2, 2-1 win vs. Concordia (Nov. 14)

Fewest Combined PIM, Game: 6, 2-1 win vs. Concordia (Nov. 14)

Most PPG, Game: 2, 5-3 loss vs. Augsburg (Jan. 16)

Best PP, Game: 1-1, 2-1 win vs. Concordia (Nov. 14)

Most PP Opportunities, Game: 5 (2x), most recent 4-2 loss vs. St. Olaf (Dec. 6)

Best PK: 5-5 (2x), most recent 0-0 tie vs. St. Scholastica (Jan. 10)

Most Opponent PPG, Game: 1 (5x), most recent 3-0 loss vs. Saint Mary's

Most Opponent PP Opportunities, Game: 5 (2x), most recent 0-0 tie vs. St. Scholastica (Jan. 10)

Best Opponent PK: 5-5 (2x), most recent 4-2 loss vs. St. Olaf (Dec. 6)



2014-15 GUSTAVUS ADOLPHUS MEN'S HOCKEY GAME NOTES

2014-15 GUSTAVUS MEN'S HOCKEY ROSTER

<u>NO.</u>	<u>NAME</u>	<u>YR</u>	<u>POS</u>	<u>HGT</u>	<u>WGT</u>	<u>HOMETOWN</u>	<u>HIGH SCHOOL</u>	<u>LAST TEAM</u>
1	John McLean	Jr.	G	6-8	220	Eagan, Minn.	Minehaha Academy	Wisconsin Wilderness (SIJHL)
2	Sam Smith	Sr.	D	5-11	205	Vancouver, B.C.	Flower Mound	Valley Jr. Warriors (EHL)
3	Jared Docken	So.	D	5-10	175	Northfield, Minn.	Northfield	Brookings Blizzard (NAHL)
4	Jack Walsh ^C	Sr.	F	6-3	200	Mahtomedi, Minn.	Mill-Murray	Austin Bruins (NAHL)
5	Drew Aspinwall	So.	D	6-1	195	Maple Grove, Minn.	Maple Grove	Fresno Monsters (NAHL)
6	Tyler Lapi ^C	Sr.	F	6-2	200	New Prague, Minn.	New Prague	Wisconsin (WCHA)
7	Schyler Adams	Sr.	F	5-9	185	New Prague, Minn.	New Prague	Owatonna Express (NAHL)
9	Jake McCann	Fr.	F	5-9	165	Shoreview, Minn.	Roseville	Minot Minotauros (NAHL)
10	Gavin Tufte	Jr.	F	6-0	220	Blaine, Minn.	Blaine	UW-Stout (WIAA)
11	Jake Bushey	Fr.	D	6-0	180	Duluth, Minn.	Duluth Marshall	Fairbanks Ice Dogs (NAHL)
12	Conor Deal	Fr.	F	5-11	185	Anchorage, Alaska	Polaris K-12 School	Kenai River Brown Bears (NAHL)
13	Cameron Jackson	So.	D	6-1	190	Lakeville, Minn.	Lakeville South	Fort Frances Lakers (SIJHL)
14	Tim Donohue	Fr.	F	5-11	195	Bloomington, Minn.	Jefferson	Minot Minotauros (NAHL)
15	Matt Petersen	So.	D	5-11	180	Center City, Minn.	Chisago Lakes	Granite City Lumberjacks (NA3HL)
16	Darren Lapi	Jr.	F	6-2	210	New Prague, Minn.	New Prague	Odessa Jackalopes (NAHL)
17	Sam Akins	So.	F	6-2	205	Stowe, Vt	Northwood	Dallas Ice Jets (WSHL)
18	Colin Hernon	Fr.	F	5-11	180	Bloomington, Minn.	Jefferson	Minnesota Magicians (NAHL)
19	Sam Majka	So.	F	6-0	190	Wayzata, Minn.	Wayzata	Coquitlam Express (BCHL)
20	Nate Paulsen	Sr.	D	6-2	195	La Habra, Calif.	La Habra	Wisconsin Wilderness (SIJHL)
21	Mason Wyman	So.	F	6-3	210	Burnsville, Minn.	Burnsville	Minnesota Flying Aces (NA3HL)
22	Andy Pearson	Sr.	F	5-10	180	Burnsville, Minn.	Burnsville	Alaska Avalanche (NAHL)
23	Blake Barnes	So.	D	5-11	175	Broken Arrow, Okla.	Shattuck-St. Mary's	Valley Jr. Warriors (EHL)
24	Cory Ellis	Sr.	F	6-2	215	St. Paul, Minn.	St. Paul Johnson	Austin Bruins (NAHL)
25	Ross Kovacs	So.	D	6-3	215	Dickinson, N.D.	Dickinson	Hawkesbury Hawks (CCHL)
26	Blake Schammel	Sr.	F	5-10	190	Red Wing, Minn.	Red Wing	Bismarck Bobcats (NAHL)
27	Joncarlo Westerlund	So.	F	5-11	185	Baudette, Minn.	Lake of the Woods	Dallas Ice Jets (WSHL)
30	Isaak Tjaden	Fr.	G	5-9	155	Eagan, Minn.	Northfield	Billings Bulls (AWHL)
35	Erik Johnson	So.	G	6-1	180	Rice, Minn.	Sauk Rapids-Rice	Rochester Ice Hawks (MNJHL)

HEAD COACH: Brett Petersen (15th Season)

ASSISTANT COACH: David Martinson

C: Denotes Captain



2014-15 GUSTAVUS ADOLPHUS MEN'S HOCKEY GAME NOTES

2014-15 GUSTAVUS MEN'S HOCKEY PRONUNCIATION GUIDE



FRONT ROW (L TO R) | Erik Johnson, Andy Pearson, Sam Smith, Nate Paulsen, Tyler Lopic, Jack Walsh, Cory Ellis, Blake Schammel, Schyler Adams, John McLean

SECOND ROW (L TO R) | Head Coach Brett Petersen, Cameron Jackson, Darren Lopic, Ross Kovacs, Mason Wyman, Sam Akins, Gavin Tufte, Drew Aspinwall, Sam Majka, Isaak Tjaden, Assistant Coach David Martinson

TOP ROW (L TO R) | Student Manager Andy Regner, Jake McCann, Joncarlo Westerlund, Coin Hernon, Blake Barnes, Jake Bushey, Tim Donohue, Matt Petersen, Conor Deal, Jared Docken


PRONUNCIATION GUIDE

7	Schyler Adams (SKY-ler)	19	Sam Majka (MAY-kuh)
10	Gavin Tufte (TUFF-tee)	21	Mason Wyman (WHY-man)
11	Jake Bushey (BUSH-ie)	25	Ross Kovacs (COE-vacks)
14	Tim Donohue (DONNA-hue)	26	Blake Schammel (SHAM-el)
17	Sam Akins (A (as in acorn)-kins)	30	Isaak Tjaden (CHAY-den)
25	Ross Kovacs (COE-vacks)		(CH as in church)



2014-15 GUSTAVUS ADOLPHUS MEN'S HOCKEY GAME NOTES

2014-15 INDIVIDUAL GAME HIGHS



No. 1


John McLean

Fewest Goals: 0 (2x), last Jan. 17 vs. Augsburg

Most Saves: 39, Jan. 10 vs. St. Scholastica

Most Minutes: 65, Jan. 10 vs. St. Scholastica

Winning-Streak: 1



No. 5

Drew Aspinwall

Goals: 1 (2x), last Dec. 5 vs. St. Olaf

Assists: 2, Nov. 2 vs. St. Olaf

Points: 2, Nov. 2 vs. St. Olaf

Plus/Minus: +2, Jan. 17 vs. Augsburg

PIM: 2 (2x), last Nov. 21 vs. Hamline

Shots On Goal: 4 (2x), last Nov. 30 vs. Marian



No. 2

Sam Smith

Goals: N/A

Assists: 1 (2x), last Jan. 9 vs. Finlandia

Points: 1 (2x), last Jan. 9 vs. Finlandia

Plus/Minus: +2, Nov. 8 vs. UW-Stout

PIM: 2 (7x), last Jan. 24 vs. Saint Mary's

Shots On Goal: 4, Nov. 29 vs. Lawrence



No. 6

Tyler Lopic

Goals: 2, Nov. 22 vs. Hamline

Assists: 1 (4x), last Jan. 24 vs. Saint Mary's

Points: 2, Nov. 22 vs. Hamline

Plus/Minus: +1 (5x), last Jan. 24 vs. Saint Mary's

PIM: 4 (2x), last Jan. 2 vs. Williams

Shots On Goal: 6 (2x), Nov. 22 vs. Hamline
last Jan. 24 vs. Saint Mary's



No. 3

Jared Docken

Goals: N/A

Assists: 1 (3x), last Jan. 9 vs. Finlandia

Points: 1 (3x), last Jan. 9 vs. Finlandia

Plus/Minus: +1 (5x), last Jan. 17 vs. Augsburg

PIM: 2, Nov. 7 vs. UW-Stevens Point

Shots On Goal: 4, Nov. 8 vs. UW-Stout



No. 7

Schyler Adams

Goals: 1, Dec. 5 vs. St. Olaf

Assists: 1 (3x), last Jan. 17 vs. Augsburg

Points: 1 (3x), last Jan. 17 vs. Augsburg

Plus/Minus: +2, Dec. 5 vs. St. Olaf

PIM: N/A

Shots On Goal: 4 (4x), last Jan. 17 vs. Augsburg



No. 4

Jack Walsh

Goals: 1 (2x), last Jan. 24 vs. Saint Mary's

Assists: 3, Dec. 5 vs. St. Olaf

Points: 3, Dec. 5 vs. St. Olaf

Plus/Minus: +1 (4x), Jan. 24 vs. Saint Mary's

PIM: 2 (8x), last Jan. 24 vs. Saint Mary's

Shots On Goal: 4 (3x), last Jan. 24 vs. Saint Mary's



No. 9

Jake McCann

Goals: 1, Nov. 29 vs. Lawrence

Assists: 1 (3x), last Jan. 17 vs. Augsburg

Points: 2, Nov. 29 vs. Lawrence

Plus/Minus: +2, Nov. 29 vs. Lawrence

PIM: 2 (2x), last Nov. 14 vs. Concordia

Shots On Goal: 3, Nov. 29 vs. Lawrence



2014-15 GUSTAVUS ADOLPHUS MEN'S HOCKEY GAME NOTES

2014-15 INDIVIDUAL GAME HIGHS



No. 10

Gavin Tufte

Goals: 1 (4x), last Jan. 9 vs. Finlandia

Assists: 1 (3x), last Dec. 6 vs. St. Olaf

Points: 2, Nov. 2 vs. St. Olaf

Plus/Minus: +2 (2x), last Jan. 9 vs. Finlandia

PIM: 2 (2x), last Dec. 6 vs. St. Olaf

Shots On Goal: 4 (2x), Nov. 8 vs. UW-Stout



No. 14

Tim Donohue

Goals: N/A

Assists: 2, Nov. 15 vs. Concordia

Points: 2, Nov. 15 vs. Concordia

Plus/Minus: +2 (3x), last Jan. 9 vs. Finlandia

PIM: 4, Nov. 22 vs. Hamline

Shots On Goal: 4 (3x), last Dec. 5 vs. St. Olaf



No. 11

Jake Bushey

Goals: 2, Nov. 2 vs. St. Olaf

Assists: 2, Jan. 16 vs. Augsburg

Points: 3 (2x), last Jan. 16 vs. Augsburg

Plus/Minus: +2, Jan. 17 vs. Augsburg

PIM: 15, Nov. 8 vs. UW-Stout

Shots On Goal: 5 (2x), last Jan. 9 vs. Finlandia



No. 15

Matt Petersen

Goals: N/A

Assists: N/A

Points: N/A

Plus/Minus: N/A

PIM: N/A

Shots On Goal: N/A



No. 12

Conor Deal

Goals: 2, Jan. 9 vs. Finlandia

Assists: 2 (2x), last Jan. 16 vs. Augsburg

Points: 3 (2x), last Jan. 16 vs. Augsburg

Plus/Minus: +3, Jan. 9 vs. Finlandia

PIM: 2 (4x), last Jan. 24 vs. Saint Mary's

Shots On Goal: 6, Jan. 17 vs. Augsburg



No. 16

Darren Lopic

Goals: 1 (2x), last Jan. 17 vs. Augsburg

Assists: 1 (2x), last Nov. 7 vs. UW-Stevens Point

Points: 1 (4x), last Jan. 17 vs. Augsburg

Plus/Minus: +1, Jan. 17 vs. Augsburg

PIM: 15, Nov. 8 vs. UW-Stout

Shots On Goal: 8, Jan. 10 vs. St. Scholastica



No. 13

Cameron Jackson

Goals: 1, Nov. 2 vs. St. Olaf

Assists: 1, Nov. 14 vs. Concordia

Points: 1 (2x), last Nov. 14 vs. Concordia

Plus/Minus: +3, Nov. 2 vs. St. Olaf

PIM: 2, Dec. 6 vs. St. Olaf

Shots On Goal: 2 (4x), last Nov. 29 vs.

Lawrence



No. 17

Sam Akins

Goals: N/A

Assists: N/A

Points: N/A

Plus/Minus: +1, Nov. 2 vs. St. Olaf

PIM: N/A

Shots On Goal: 2, Nov. 2 vs. St. Olaf



2014-15 GUSTAVUS ADOLPHUS MEN'S HOCKEY GAME NOTES

2014-15 INDIVIDUAL GAME HIGHS

**No. 18**

Colin Hernon

Goals: 1, Nov. 2 vs. St. Olaf


Assists: N/A

Points: 1, Nov. 2 vs. St. Olaf

Plus/Minus: +2, Jan. 9 vs. Finlandia

PIM: 2, Nov. 21 vs. Hamline

Shots On Goal: 5 (2x), last Jan. 23 vs. Saint Mary's

**No. 22**

Andy Pearson

Goals: 1 (3x), last Dec. 6 vs. St. Olaf

Assists: 1 (5x), last Nov. 29 vs. Lawrence

Points: 2, Nov. 29 vs. Lawrence

Plus/Minus: +3, Nov. 2 vs. St. Olaf

PIM: N/A

Shots On Goal: 6, Nov. 29 vs. Lawrence

**No. 19**

Sam Majka

Goals: 1, Dec. 6 vs. St. Olaf

Assists: 1 (2x), Jan. 17 vs. Augsburg

Points: 1 (2x), Jan. 17 vs. Augsburg

Plus/Minus: +1 (3x), last Jan. 17 vs. Augsburg

PIM: 2 (3x), last Jan. 9 vs. Finlandia

Shots On Goal: 5, Jan. 24 vs. Saint Mary's

**No. 23**

Blake Barnes

Goals: N/A

Assists: 1, Jan. 9 vs. Finlandia

Points: 1, Jan. 9 vs. Finlandia

Plus/Minus: +2, Jan. 9 vs. Finlandia

PIM: 2 (2x), last Jan. 9 vs. Finlandia

Shots On Goal: 1 (3x), last Nov. 30 vs. Marian

**No. 20**

Nate Paulsen

Goals: 1, Jan. 9 vs. Finlandia


Assists: 1, Jan. 9 vs. Finlandia

Points: 2, Jan. 9 vs. Finlandia

Plus/Minus: +2, Jan. 9 vs. Finlandia

PIM: 2, Jan. 16 vs. Augsburg

Shots On Goal: 5, Jan. 24 vs. Saint Mary's

**No. 24**

Cory Ellis

Goals: 1, Dec. 5 vs. St. Olaf

Assists: 1 (5x), last Jan. 17 vs. Augsburg

Points: 2, Dec. 5 vs. St. Olaf

Plus/Minus: +2, Dec. 5 vs. St. Olaf

PIM: 2, Dec. 6 vs. St. Olaf

Shots On Goal: 4, Dec. 5 vs. St. Olaf

**No. 21**

Mason Wyman

Goals: N/A


Assists: N/A

Points: N/A

Plus/Minus: 0 (2x), last Nov. 15 vs. Concordia

PIM: 2, Nov. 15 vs. Concordia

Shots On Goal: 2, Oct. 31 vs. Bethel

**No. 25**

Ross Kovacs

Goals: N/A

Assists: N/A

Points: N/A

Plus/Minus: +1 (3x), last Nov. 21 vs. Hamline

PIM: 4, Dec. 6 vs. St. Olaf

Shots On Goal: 2 (3x), last Nov. 21 vs. Hamline



2014-15 GUSTAVUS ADOLPHUS MEN'S HOCKEY GAME NOTES

2014-15 INDIVIDUAL GAME HIGHS



No. 26

Blake Schammel

Goals: 2, Nov. 15 vs. Concordia

Assists: 1 (3x), last Jan. 16 vs. Augsburg

Points: 3, Nov. 15 vs. Concordia

Plus/Minus: +2 (2x), last Jan. 2 vs. Williams

PIM: 2 (3x), last Nov. 30 vs. Marian

Shots On Goal: 6 (2x), Nov. 21 vs. Hamline



No. 30


Isaak Tjaden

Fewest Goals: 2, Nov. 30 vs. Marian

Most Saves: 21, Nov. 30 vs. Marian

Most Minutes: 58:58, Nov. 30 vs. Marian

Winning-Streak: N/A



No. 27

Joncarlo Westerlund

Goals: 1, Nov. 21 vs Hamline

Assists: 1, Nov. 22 vs Hamline

Points: 1 (2x), last Nov. 22 vs Hamline

Plus/Minus: +1 (2x), last Nov. 22 vs. Hamline

PIM: N/A

Shots On Goal: 3 (2x), last Dec. 6 vs. St. Olaf



No. 35

Erik Johnson

Fewest Goals: 1, Nov. 14 vs. Concordia

Most Saves: 32, Nov. 8 vs. UW-Stout

Most Minutes: 65:00 (5x), last Dec. 5 vs. St. Olaf

Winning-Streak: 1





2014-15 GUSTAVUS ADOLPHUS MEN'S HOCKEY GAME NOTES

2014-15 COMBINED STATISTICS

Gustavus Adolphus Hockey Gustavus Adolphus Combined Team Statistics (as of Jan 27, 2015) All games

Date	Opponent	Score	Att.
Oct 31	vs Bethel University	L 2-4	300
Nov 02	vs St. Olaf College	W 6-3	100
Nov 07	#2 UW-STEVENS POINT	L 1-4	515
Nov 08	UW-STOUT	Wot 4-3	535
* Nov 14	at Concordia-M'head	W 2-1	317
* Nov 15	at Concordia-M'head	To2 3-3	253
* Nov 21	at Hamline	Tot 3-3	475
* Nov 22	HAMLINE	To2 2-2	541
Nov 29	LAWRENCE	Tot 3-3	234
Nov 30	MARIAN	L 1-2	186
* Dec 05	ST. OLAF COLLEGE	Tot 3-3	502
* Dec 06	at St. Olaf College	L 2-4	492
Jan 02	#14 WILLIAMS COLLEGE	L 2-3	197
Jan 09	FINLANDIA UNIVERSITY	W 4-2	357
Jan 10	ST. SCHOLASTICA	Tot 0-0	359
* 01/16/15	at Augsburg College	L 3-5	417
* Jan 17	AUGSBURG COLLEGE	W 3-0	407
* Jan 23	at Saint Mary's	L 0-3	317
* Jan 24	SAINT MARY'S	Wot 2-1	403

TEAM STATISTICS	GAC	OPP
SHOT STATISTICS		
Goals-Shot attempts	46-633	49-534
Shot pct.	.073	.092
Goals/Game	2.4	2.6
Shots/Game	33.3	28.1
POWER PLAYS		
Goals-Power Plays	9-51	4-52
Conversion Percent	.176	.077
Shot Attempts	81	72
Shot Percent	.111	.056
SHORT-HANDED		
Goals-Shot attempts	2-13	5-17
Shot Percent	.154	.294
GOAL BREAKDOWN		
Power Play	9	4
Short-handed	2	5
Empty net	2	2
Penalty	0	0
Unassisted	2	5
Overtime	2	0
Shootout	0	0
Delayed Penalty	0	0
PENALTIES		
Number	80	79
Minutes	182	213
Penalties/Game	4.2	4.2
Pen minutes/Game	9.6	11.2
FACEOFFS (W-L)	688-591	591-688
Faceoff W-L Pct.	.538	.462
SHOOTOUTS (Made-Att)	4-11	5-11

Record:	Overall	Home	Away	Neutral
ALL GAMES	6-7-6	4-3-4	1-3-2	1-1-0
CONFERENCE	3-3-4	2-0-2	1-3-2	0-0-0
NON-CONFERENCE	3-4-2	2-3-2	0-0-0	1-1-0

#	Player	gp	g	a	pts	sh	sh%	pen-min	pp	sh
12	Conor Deal	19	9	7	16	56	.161	4-8	1	0
11	Jake Bushey	18	5	7	12	36	.139	5-21	3	0
26	Blake Schammel	19	6	3	9	46	.130	3-6	3	0
6	Tyler Lopic	17	4	4	8	48	.083	10-20	1	1
22	Andy Pearson	19	3	5	8	45	.067	0-0	0	0
10	Gavin Tufte	15	4	3	7	29	.138	2-4	0	0
14	Tim Donohue	19	0	7	7	34	.000	11-22	0	0
5	Drew Aspinwall	19	2	4	6	36	.056	2-4	1	1
4	Jack Walsh	19	2	4	6	32	.062	8-16	0	0
24	Cory Ellis	18	1	5	6	23	.043	1-2	0	0
16	Darren Lopic	17	2	4	4	49	.041	10-31	0	0
7	Schlyer Adams	12	1	3	4	22	.045	0-0	0	0
9	Jake McCann	12	1	3	4	9	.111	2-4	0	0
19	Sam Majka	16	1	2	3	40	.025	3-6	0	0
3	Jared Docken	19	0	3	3	19	.000	2-4	0	0
13	Cameron Jackson	11	2	0	2	10	.200	1-2	0	0
20	Nate Paulsen	7	1	1	2	19	.053	1-2	0	0
27	Joncarlo Westerlund	7	1	1	2	10	.100	0-0	0	0
2	Sam Smith	19	0	2	2	24	.000	7-14	0	0
18	Colin Hernon	13	1	0	1	28	.036	1-2	0	0
23	Blake Barnes	7	0	1	1	3	.000	2-4	0	0
17	Sam Akins	3	0	0	0	3	.000	0-0	0	0
25	Ross Kovacs	15	0	0	0	10	.000	4-8	0	0
21	Mason Wyman	4	0	0	0	2	.000	1-2	0	0
Total		19	46	67	113	633	.073	80-182	9	2
Opponents		19	49	71	120	534	.092	79-213	4	5

#	Goalie	gp	min	ga	gaavg	saves	save%	w-l-t
1	John McLean	7	427:52	13	1.82	177	.932	3-3-1
30	Isaak Tjaden	1	58:58	2	2.04	21	.913	0-1-0
35	Erik Johnson	11	684:17	32	2.81	287	.900	3-3-4
TM	EMPTY NET	6	8:09	2	-	0	.000	0-0-0
Total		19	1179:16	49	2.49	485	.908	6-7-5
Opponents		19	1179:16	46	2.34	587	.927	7-6-5

Attendance Summary	GAC	Opponent
Total	4236	2271
Dates/Avg Per Date	11/385	6/378
Neutral Site #/Avg	2/200	

Goals by Period	1st	2nd	3rd	OT	Total
Gustavus Adolphus	13	15	16	2	46
Opponents	18	14	17	0	49

Shots by Period	1st	2nd	3rd	OT	Total
Gustavus Adolphus	195	214	199	25	633
Opponents	171	192	158	13	534

Saves by Period	1st	2nd	3rd	OT	Total
Gustavus Adolphus	153	178	141	13	485
Opponents	182	199	183	23	587



2014-15 GUSTAVUS ADOLPHUS MEN'S HOCKEY GAME NOTES

2014-15 TEAM STATISTICS

Gustavus Adolphus Hockey
Gustavus Adolphus Overall Team Statistics (as of Jan 27, 2015)
All games

Overall: 6-7-6 Conf: 3-3-4 Home: 4-3-4 Away: 1-3-2 Neut: 1-1-0

TEAM STATISTICS	GAC	OPP
SHOT STATISTICS		
Goals-Shot attempts	46-633	49-534
Shot pct.	.073	.092
Goals/Game	2.4	2.6
Shots/Game	33.3	28.1
Assists	67	71
POWER PLAYS		
Goals-Power Plays	9-51	4-52
Conversion Percent	.176	.077
Shot Attempts	81	72
Shot Percent	.111	.056
SHORT-HANDED		
Goals-Shot attempts	2-13	5-17
Shot Percent	.154	.294
GOAL BREAKDOWN		
Total Goals	46	49
Power Play	9	4
Short-handed	2	5
Empty net	2	2
Penalty	0	0
Unassisted	2	5
Overtime	2	0
Shootout	0	0
Delayed Penalty	0	0
PENALTIES		
Number	80	79
Minutes	182	213
Penalties/Game	4.2	4.2
Pen minutes/Game	9.6	11.2
Minor	76	69
Major	2	5
10-minute Misconduct	0	1
Game Misconduct	0	1
Gross Misconduct	0	0
Match	2	3
FACEOFFS (W-L)		
Faceoff W-L Pct.	.538	.462
SHOOTOUTS (Made-Att)		
	4-11	5-11
ATTENDANCE		
Total	4236	2271
Dates/Avg Per Date	11/385	6/378
Neutral Site #/Avg	2/200	

Goals by Period	1st	2nd	3rd	OT	Total
Gustavus Adolphus	13	15	16	2	46
Opponents	18	14	17	0	49

Shots by Period	1st	2nd	3rd	OT	Total
Gustavus Adolphus	195	214	199	25	633
Opponents	171	192	158	13	534

Saves by Period	1st	2nd	3rd	OT	Total
Gustavus Adolphus	153	178	141	13	485
Opponents	182	199	183	23	587



2014-15 GUSTAVUS ADOLPHUS MEN'S HOCKEY GAME NOTES

2014-15 INDIVIDUAL STATISTICS

Gustavus Adolphus Hockey Gustavus Adolphus Overall Individual Statistics (as of Jan 27, 2015) All games

Overall: 6-7-6 Conf: 3-3-4 Home: 4-3-4 Away: 1-3-2 Neut: 1-1-0

##	Player	gp	Shots					+	Penalties				Goals									
			g	a	pts	sh	sh%		pen-min	min	maj	oth	pp	sh	fg	gw	gt	ot	ht	pn	ua	
12	Conor Deal	19	9	7	16	56	.161	+3	4-8	4	0	0	1	0	2	3	0	1	0	0	1	
11	Jake Bushey	18	5	7	12	36	.139	-6	5-21	3	1	1	3	0	0	0	0	0	0	0	0	
26	Blake Schammel	19	6	3	9	46	.130	-2	3-6	3	0	0	3	0	0	0	0	0	0	0	0	
6	Tyler Lopic	17	4	4	8	48	.083	-6	10-20	10	0	0	1	1	1	0	0	0	0	0	0	
22	Andy Pearson	19	3	5	8	45	.067	-5	0-0	0	0	0	0	0	0	0	1	0	0	0	0	
10	Gavin Tufte	15	4	3	7	29	.138	-1	2-4	2	0	0	0	0	0	1	0	1	0	0	0	
14	Tim Donohue	19	0	7	7	34	.000	+5	11-22	11	0	0	0	0	0	0	0	0	0	0	0	
5	Drew Aspinwall	19	2	4	6	36	.056	-4	2-4	2	0	0	1	1	0	0	0	0	0	0	1	
4	Jack Walsh	19	2	4	6	32	.062	-3	8-16	8	0	0	0	0	0	0	0	0	0	0	0	
24	Cory Ellis	18	1	5	6	23	.043	-1	1-2	1	0	0	0	0	0	0	0	0	0	0	0	
16	Darren Lopic	17	2	2	4	49	.041	-6	10-31	8	1	1	0	0	1	1	0	0	0	0	0	
7	Schylar Adams	12	1	3	4	22	.045	+3	0-0	0	0	0	0	0	0	0	0	0	0	0	0	
9	Jake McCann	12	1	3	4	9	.111	0	2-4	2	0	0	0	0	1	0	0	0	0	0	0	
19	Sam Majka	16	1	2	3	40	.025	-4	3-6	3	0	0	0	0	1	0	0	0	0	0	0	
3	Jared Docken	19	0	3	3	19	.000	-4	2-4	2	0	0	0	0	0	0	0	0	0	0	0	
13	Cameron Jackson	11	2	0	2	10	.200	+4	1-2	1	0	0	0	0	1	1	0	0	0	0	0	
20	Nate Paulsen	7	1	1	2	19	.053	+2	1-2	1	0	0	0	0	0	0	0	0	0	0	0	
27	Joncarlo Westerlund	7	1	1	2	10	.100	+2	0-0	0	0	0	0	0	0	0	1	0	0	0	0	
2	Sam Smith	19	0	2	2	24	.000	-1	7-14	7	0	0	0	0	0	0	0	0	0	0	0	
18	Colin Hernon	13	1	0	1	28	.036	0	1-2	1	0	0	0	0	0	0	0	0	0	0	0	
23	Blake Barnes	7	0	1	1	3	.000	-4	2-4	2	0	0	0	0	0	0	0	0	0	0	0	
17	Sam Akins	3	0	0	0	3	.000	-1	0-0	0	0	0	0	0	0	0	0	0	0	0	0	
25	Ross Kovacs	15	0	0	0	10	.000	-2	4-8	4	0	0	0	0	0	0	0	0	0	0	0	
21	Mason Wyman	4	0	0	0	2	.000	-3	1-2	1	0	0	0	0	0	0	0	0	0	0	0	
Total		19	46	67	113	633	.073	-34	80-182	76	2	2	9	2	7	6	2	2	0	0	2	
Opponents		19	49	71	120	534	.092	-	79-213	69	5	5	4	5	11	7	3	0	0	0	5	

##	Goalie	gp-gs	Goal average			Saves		Record				Goals allowed				
			minutes	ga	avg	saves	pct	w	l	t	sho	pp	sh	en	pen	sog
1	John McLean	7-7	427:52	13	1.82	177	.932	3	3	1	2	2	0	0	0	0
30	Isaak Tjaden	1-1	58:58	2	2.04	21	.913	0	1	0	0	0	0	0	0	0
35	Erik Johnson	11-11	684:17	32	2.81	287	.900	3	3	4	0	2	5	0	0	0
TM	EMPTY NET	6-0	8:09	2	-	0	.000	0	0	0	0	0	0	2	0	0
Total		19-0	1179:16	49	2.49	485	.908	6	7	5	2	4	5	2	0	0
Opponents		19-0	1179:16	46	2.34	587	.927	7	6	5	2	9	2	2	0	0



2014-15 GUSTAVUS ADOLPHUS MEN'S HOCKEY GAME NOTES

2014-15 CATEGORY LEADERS

Gustavus Adolphus Hockey Gustavus Adolphus Category Leaders (as of Jan 27, 2015) All games

## Points	GP	G	A	Pts	Sh
12 Conor Deal	19	9	7	16	56
11 Jake Bushey	18	5	7	12	36
26 Blake Schammel	19	6	3	9	46
6 Tyler Lopic	17	4	4	8	48
22 Andy Pearson	19	3	5	8	45
10 Gavin Tufte	15	4	3	7	29
14 Tim Donohue	19	0	7	7	34
5 Drew Aspinwall	19	2	4	6	36
4 Jack Walsh	19	2	4	6	32
24 Cory Ellis	18	1	5	6	23

## Goals	GP	G	A	Pts	Sh
12 Conor Deal	19	9	7	16	56
26 Blake Schammel	19	6	3	9	46
11 Jake Bushey	18	5	7	12	36
6 Tyler Lopic	17	4	4	8	48
10 Gavin Tufte	15	4	3	7	29
22 Andy Pearson	19	3	5	8	45
5 Drew Aspinwall	19	2	4	6	36
4 Jack Walsh	19	2	4	6	32
16 Darren Lopic	17	2	2	4	49
13 Cameron Jackson	11	2	0	2	10

## Power-Play Goals	GP	PPG
26 Blake Schammel	19	3
11 Jake Bushey	18	3

## Short-Handed Goals	GP	SHG
6 Tyler Lopic	17	1
5 Drew Aspinwall	19	1

## Game-Winning Goals	GP	GWG
12 Conor Deal	19	3

## Plus/Minus	GP	+/-
14 Tim Donohue	19	+5
13 Cameron Jackson	11	+4
12 Conor Deal	19	+3
7 Schyler Adams	12	+3
20 Nate Paulsen	7	+2
27 Joncarlo Westerlund	7	+2

## Assists	GP	G	A	Pts	Sh
12 Conor Deal	19	9	7	16	56
11 Jake Bushey	18	5	7	12	36
14 Tim Donohue	19	0	7	7	34
22 Andy Pearson	19	3	5	8	45
24 Cory Ellis	18	1	5	6	23
6 Tyler Lopic	17	4	4	8	48
5 Drew Aspinwall	19	2	4	6	36
4 Jack Walsh	19	2	4	6	32
26 Blake Schammel	19	6	3	9	46
10 Gavin Tufte	15	4	3	7	29

## Shots	GP	G	A	Pts	Sh	Sh%
12 Conor Deal	19	9	7	16	56	.161
16 Darren Lopic	17	2	2	4	49	.041
6 Tyler Lopic	17	4	4	8	48	.083
26 Blake Schammel	19	6	3	9	46	.130
22 Andy Pearson	19	3	5	8	45	.067
19 Sam Majka	16	1	2	3	40	.025
11 Jake Bushey	18	5	7	12	36	.139
5 Drew Aspinwall	19	2	4	6	36	.056
14 Tim Donohue	19	0	7	7	34	.000
4 Jack Walsh	19	2	4	6	32	.062

## Shot Pct.	GP	G	A	Pts	Sh	Sh%
13 Cameron Jackson	11	2	0	2	10	.200
12 Conor Deal	19	9	7	16	56	.161
11 Jake Bushey	18	5	7	12	36	.139
10 Gavin Tufte	15	4	3	7	29	.138
26 Blake Schammel	19	6	3	9	46	.130
9 Jake McCann	12	1	3	4	9	.111
27 Joncarlo Westerlund	7	1	1	2	10	.100
6 Tyler Lopic	17	4	4	8	48	.083
22 Andy Pearson	19	3	5	8	45	.067
4 Jack Walsh	19	2	4	6	32	.062

## Penalties	GP	Pen	Min
14 Tim Donohue	19	11	22
16 Darren Lopic	17	10	31
6 Tyler Lopic	17	10	20
4 Jack Walsh	19	8	16
2 Sam Smith	19	7	14
11 Jake Bushey	18	5	21
12 Conor Deal	19	4	8
25 Ross Kovacs	15	4	8
19 Sam Majka	16	3	6
26 Blake Schammel	19	3	6

## Penalty Minutes	GP	Pen	Min
16 Darren Lopic	17	10	31
14 Tim Donohue	19	11	22
11 Jake Bushey	18	5	21
6 Tyler Lopic	17	10	20
4 Jack Walsh	19	8	16
2 Sam Smith	19	7	14
25 Ross Kovacs	15	4	8
12 Conor Deal	19	4	8
19 Sam Majka	16	3	6
26 Blake Schammel	19	3	6



2014-15 GUSTAVUS ADOLPHUS MEN'S HOCKEY GAME NOTES

2014-15 GOALS-ASSISTS-POINTS

Gustavus Adolphus Hockey Gustavus Adolphus Game-by-Game Goals-Assists-Points (as of Jan 27, 2015) All games

Opponent	Date	Score	1 MCLEAN,JOH	2 SMITH,SAM	3 DOCKEN,JAR	4 WALSH,JACK	5 ASPINWALL,	6 LAPIC, TYLER	7 ADAMS,SCHY	9 MCCANN,JAK	10 TUFTE,GAVIN	11 BUSHEY,JAK	12 DEAL,CONOR
vs BU	Oct 31	2-4 L	DNP	0-0-0	0-0-0	0-0-0	0-0-0	0-0-0	DNP	DNP	0-0-0	0-0-0	1-0-1
vs STO	Nov 02	6-3 W	DNP	0-0-0	0-0-0	0-0-0	0-2-2	0-1-1	DNP	0-1-1	1-1-2	2-1-3	0-1-1
UWSP	Nov 07	1-4 L	DNP	0-0-0	0-0-0	0-1-1	0-0-0	0-0-0	DNP	0-0-0	0-0-0	1-0-1	0-0-0
STOUT	Nov 08	4-3 W	DNP	0-0-0	0-1-1	0-0-0	1-0-1	1-1-2	DNP	0-0-0	1-0-1	1-0-1	0-0-0
at CC	Nov 14	2-1 W	DNP	0-0-0	0-0-0	0-0-0	0-0-0	0-0-0	DNP	0-0-0	0-0-0	DNP	1-0-1
at CC	Nov 15	3-3 t	DNP	0-0-0	0-0-0	0-0-0	0-0-0	0-0-0	DNP	0-0-0	0-0-0	0-0-0	1-2-3
at HUM	Nov 21	3-3 t	DNP	0-0-0	0-0-0	0-0-0	0-0-0	0-0-0	0-0-0	DNP	0-1-1	0-0-0	0-1-1
HUM	Nov 22	2-2 t	DNP	0-0-0	0-1-1	0-0-0	0-0-0	2-0-2	DNP	DNP	0-0-0	0-0-0	0-0-0
LU	Nov 29	3-3 t	DNP	0-0-0	0-0-0	0-0-0	0-0-0	0-0-0	0-1-1	1-1-2	1-0-1	0-1-1	0-0-0
MU	Nov 30	1-2 L	DNP	0-0-0	0-0-0	1-0-1	0-0-0	0-0-0	0-1-1	0-0-0	0-0-0	0-0-0	0-0-0
STO	Dec 05	3-3 t	DNP	0-0-0	0-0-0	0-3-3	1-0-1	0-0-0	1-0-1	DNP	DNP	0-1-1	0-0-0
at STO	Dec 06	2-4 L	DNP	0-1-1	0-0-0	0-0-0	0-0-0	0-1-1	0-0-0	0-0-0	0-1-1	0-0-0	0-0-0
WILM	Jan 02	2-3 L	0-0-0	0-0-0	0-0-0	0-0-0	0-1-1	0-0-0	0-0-0	DNP	0-0-0	0-1-1	1-1-2
FINNU-M	Jan 09	4-2 W	0-0-0	0-1-1	0-1-1	0-0-0	0-1-1	DNP	0-0-0	0-0-0	1-0-1	0-1-1	2-0-2
CSS	Jan 10	0-0 t	0-0-0	0-0-0	0-0-0	0-0-0	0-0-0	DNP	0-0-0	0-0-0	0-0-0	0-0-0	0-0-0
at AUG	01/16/15	3-5 L	0-0-0	0-0-0	0-0-0	0-0-0	0-0-0	0-0-0	0-0-0	DNP	0-0-0	1-2-3	1-2-3
AUG	Jan 17	3-0 W	0-0-0	0-0-0	0-0-0	0-0-0	0-0-0	1-0-1	0-1-1	0-1-1	DNP	0-0-0	1-0-1
at SMU	Jan 23	0-3 L	0-0-0	0-0-0	0-0-0	0-0-0	0-0-0	0-0-0	0-0-0	0-0-0	DNP	0-0-0	0-0-0
SMU	Jan 24	2-1 W	0-0-0	0-0-0	0-0-0	1-0-1	0-0-0	0-1-1	0-0-0	DNP	DNP	0-0-0	1-0-1

Opponent	Date	Score	13 JACKSON,CA	14 DONOHUE,TI	16 LAPIC,DARRE	17 AKINS,SAM	18 HERNON,COL	19 MAJKA,SAM	20 PAULSEN,NA	21 WYMAN,MAS	22 PEARSON,AN	23 BARNES,BLA	24 ELLIS,CORY
vs BU	Oct 31	2-4 L	DNP	0-0-0	0-1-1	0-0-0	DNP	0-0-0	DNP	0-0-0	0-1-1	0-0-0	0-0-0
vs STO	Nov 02	6-3 W	1-0-1	0-1-1	0-0-0	0-0-0	1-0-1	DNP	DNP	DNP	1-0-1	DNP	0-0-0
UWSP	Nov 07	1-4 L	0-0-0	0-0-0	0-1-1	0-0-0	0-0-0	DNP	DNP	DNP	0-0-0	DNP	0-0-0
STOUT	Nov 08	4-3 W	DNP	0-0-0	0-0-0	DNP	0-0-0	DNP	DNP	0-0-0	0-1-1	0-0-0	0-0-0
at CC	Nov 14	2-1 W	1-0-1	0-1-1	DNP	DNP	0-0-0	0-1-1	DNP	0-0-0	0-1-1	0-0-0	0-0-0
at CC	Nov 15	3-3 t	0-0-0	0-2-2	0-0-0	DNP	DNP	0-0-0	DNP	0-0-0	0-0-0	DNP	0-0-0
at HUM	Nov 21	3-3 t	0-0-0	0-0-0	1-0-1	DNP	0-0-0	0-0-0	DNP	DNP	0-1-1	DNP	0-1-1
HUM	Nov 22	2-2 t	0-0-0	0-0-0	0-0-0	DNP	0-0-0	0-0-0	DNP	DNP	0-0-0	DNP	0-0-0
LU	Nov 29	3-3 t	0-0-0	0-1-1	0-0-0	DNP	0-0-0	0-0-0	DNP	DNP	1-1-2	0-0-0	DNP
MU	Nov 30	1-2 L	DNP	0-0-0	0-0-0	DNP	DNP	0-0-0	DNP	DNP	0-0-0	0-0-0	0-1-1
STO	Dec 05	3-3 t	0-0-0	0-0-0	0-0-0	DNP	0-0-0	0-0-0	DNP	DNP	0-0-0	DNP	1-1-2
at STO	Dec 06	2-4 L	0-0-0	0-0-0	DNP	DNP	DNP	1-0-1	DNP	DNP	1-0-1	DNP	0-0-0
WILM	Jan 02	2-3 L	0-0-0	0-1-1	0-0-0	DNP	DNP	0-0-0	0-0-0	DNP	0-0-0	DNP	0-0-0
FINNU-M	Jan 09	4-2 W	DNP	0-1-1	0-0-0	DNP	0-0-0	0-0-0	1-1-2	DNP	0-0-0	0-1-1	0-0-0
CSS	Jan 10	0-0 t	DNP	0-0-0	0-0-0	DNP	0-0-0	0-0-0	0-0-0	DNP	0-0-0	DNP	0-0-0
at AUG	01/16/15	3-5 L	DNP	0-0-0	0-0-0	DNP	DNP	0-0-0	0-0-0	DNP	0-0-0	DNP	0-0-0
AUG	Jan 17	3-0 W	0-0-0	0-0-0	1-0-1	DNP	0-0-0	0-1-1	0-0-0	DNP	0-0-0	DNP	0-1-1
at SMU	Jan 23	0-3 L	DNP	0-0-0	0-0-0	DNP	0-0-0	0-0-0	0-0-0	DNP	0-0-0	0-0-0	0-0-0
SMU	Jan 24	2-1 W	DNP	0-0-0	0-0-0	DNP	0-0-0	0-0-0	0-0-0	DNP	0-0-0	DNP	0-1-1

Opponent	Date	Score	25 KOVACS,ROS	26 SCHAMMEL,B	27 WESTERLUN	30 TJADEN,ISAA	35 JOHNSON,ER
vs BU	Oct 31	2-4 L	0-0-0	1-0-1	DNP	DNP	0-0-0
vs STO	Nov 02	6-3 W	0-0-0	0-1-1	DNP	DNP	0-0-0
UWSP	Nov 07	1-4 L	0-0-0	0-0-0	DNP	DNP	0-0-0
STOUT	Nov 08	4-3 W	0-0-0	0-0-0	DNP	DNP	0-0-0
at CC	Nov 14	2-1 W	0-0-0	0-0-0	DNP	DNP	0-0-0
at CC	Nov 15	3-3 t	0-0-0	2-1-3	DNP	DNP	0-0-0
at HUM	Nov 21	3-3 t	0-0-0	1-0-1	1-0-1	DNP	0-0-0
HUM	Nov 22	2-2 t	0-0-0	0-0-0	0-1-1	DNP	0-0-0
LU	Nov 29	3-3 t	DNP	0-0-0	DNP	DNP	0-0-0
MU	Nov 30	1-2 L	0-0-0	0-0-0	DNP	0-0-0	DNP
STO	Dec 05	3-3 t	0-0-0	0-0-0	0-0-0	DNP	0-0-0
at STO	Dec 06	2-4 L	0-0-0	0-0-0	0-0-0	DNP	0-0-0
WILM	Jan 02	2-3 L	DNP	1-0-1	0-0-0	DNP	DNP
FINNU-M	Jan 09	4-2 W	DNP	0-0-0	DNP	DNP	DNP
CSS	Jan 10	0-0 t	0-0-0	0-0-0	DNP	DNP	DNP
at AUG	01/16/15	3-5 L	0-0-0	1-1-2	0-0-0	DNP	DNP
AUG	Jan 17	3-0 W	DNP	0-0-0	DNP	DNP	DNP
at SMU	Jan 23	0-3 L	0-0-0	0-0-0	DNP	DNP	DNP
SMU	Jan 24	2-1 W	0-0-0	0-0-0	0-0-0	DNP	DNP