

2013-14 GUSTAVUS MEN'S BASKETBALL GAME NOTES

GAME 21 MACALESTER

Gustavus Sports Information

800 W College Ave, St. Peter, MN 56082
gustavus.edu/athletics
(507) 933-7647 • sportsinfo@gustavus.edu

Men's Basketball Contact
Tyler Grey, Graduate Assistant
(507) 933-8411 • tgrey@gustavus.edu

Follow Gustavus Athletics Online



Twitter
@GustieAthletics



Flickr
flickr.com/photos/gogusties



Facebook
facebook.com/GustieAthletics



YouTube
youtube.com/gustavusathletics



Game Central
client.stretchinternet.com/client/gac.portal



Instagram
instagram.com/gustieathletics

2013-14 Schedule/Results

Date	Opponent	Time/Result
11/15	SIMPSON COLLEGE	W 83-68 (1-0)
11/16	BUENA VISTA UNIVERSITY	W 82-69 (2-0)
11/19	Bethany Lutheran College	W 80-63 (3-0)
11/23	University of Minnesota-Morris	L 64-68 (3-1)
12/4	Hamline University*	W 80-62 (4-1)
12/7	CONCORDIA COLLEGE*	W 78-64 (5-1)
12/9	AUGSBURG COLLEGE*	W 74-54 (6-1)
12/11	Saint John's University*	W 71-47 (7-1)
12/31	UW-LA CROSSE	L 58-73 (7-2)
1/4	St. Olaf College*	L 58-80 (7-3)
1/6	Macalester College*	W 75-52 (8-3)
1/8	BETHEL UNIVERSITY*	L 60-68 (8-4)
1/11	CARLETON COLLEGE*	W 57-39 (9-4)
1/15	University of St. Thomas*	L 50-61 (9-5)
1/18	Saint Mary's University*	W 80-61 (10-5)
1/22	HAMLIN UNIVERSITY*	W 65-44 (11-5)
1/25	Concordia College*	W 49-46 (12-5)
1/29	Augsburg College*	L 59-83 (12-6)
2/1	ST. OLAF COLLEGE*	L 72-77 (12-7)
2/3	SAINT JOHN'S UNIVERSITY*	L 63-68 (12-8)
2/5	MACALESTER COLLEGE*	7:30 p.m.
2/8	Carleton College*	3:00 p.m.
2/12	Bethel University*	7:30 p.m.
2/15	SAINT MARY'S UNIVERSITY*	3:00 p.m.
2/19	UNIVERSITY OF ST. THOMAS*^	7:30 p.m.

Home Games in BOLD CAPS

* - MIAC Contest

^ - Senior Night



Gustavus Adolphus

Golden Gusties
(12-8 Overall, 9-6 MIAC)

vs.

Macalester

Scots
(3-17 Overall, 2-13 MIAC)



Date: Wednesday, February 5 • Time: 7:30 p.m. • Location: St. Peter, Minn.

Arena: Gus Young Court

Live Video: <http://client.stretchinternet.com/client/gac.portal>

Live Stats: <https://gustavus.edu/athletics/mbb/LIVE/xlive.htm>

Live Audio: <http://client.stretchinternet.com/client/gac.portal>

Radio: AM 860 KNUJ (Tom Wheeler)

Setting The Scene... The Gustavus Adolphus men's basketball team will look to stop a three-game losing-streak on Wednesday night when it hosts Macalester College at Gus Young Court. Wednesday night's opening tip off is set for 7:30 p.m.

Gustavus, which enters the contest with a record of 12-8 overall and 9-6 in the MIAC, is most recently coming off a 68-63 loss to Saint John's on Monday night in St. Peter. After taking a three-point lead with four minutes to play, the Gusties could not hold on, as the Johnnies finished the game on a 9-1 run to escape with the five-point win. Macalester comes in with a record of 3-17 overall and 2-13 in league play after falling to Saint Mary's by the final score of 79-48 on Monday night in St. Paul. The Cardinals controlled throughout, taking a 16-point lead into the locker room at halftime and extending that lead to as much as 35 points on the way to the 31-point win.

Series Snapshot... Wednesday night's contest marks the 151st meeting between Gustavus and Macalester in men's basketball. The Gusties hold the advantage in the all-time series with a record of 98-52. Gustavus has also won each of the last five contests, including a 75-52 result in St. Paul earlier this season on Jan. 6th.

Projected Starters

Gustavus

No.	Name	Yr.	Hometown	PPG	RPG	APG	FG %
12	Chris Narum	So.	Eagan, Minn.	2.4	2.0	1.7	37.5
21	Jordan Dick	Sr.	Wabasha, Minn.	11.6	3.3	1.2	54.1
32	Martin Feddersen	Jr.	Winona, Minn.	7.6	4.2	3.9	60.7
34	Brian Jacobs	Jr.	Lake Crystal, Minn.	9.2	1.9	0.8	58.3
42	Brody Ziegler	So.	Mankato, Minn.	11.4	4.9	1.0	60.1

Macalester

No.	Name	Yr.	Hometown	PPG	RPG	APG	FG %
3	Dylan Kilgour	So.	La Crescenta, Calif.	14.5	2.5	2.3	44.0
21	Sager Moritzky	Fr.	San Juan Capistrano, Calif.	7.1	2.3	5.1	36.0
24	Griffin Glatt	So.	Summit, N.J.	9.2	5.0	1.5	42.0
33	Kareem Ismail	Fr.	Pasadena, Calif.	11.2	5.9	1.1	49.4
34	Bert Yaffe	Jr.	Bethesda, Md.	3.5	2.1	0.7	35.8

17 MIAC Championships • 13 NCAA Tournament Appearances • 6 Sweet Sixteens
3 Elite Eights • 1 Final Four

The Match Up

Statistical Comparison

Gustavus		Macalester
67.9 (6th)	Scoring Avg.	60.6 (11th)
62.4 (3rd)	Scoring Defense	77.5 (11th)
52.3 (1st)	Field Goal %	41.6 (10th)
40.5 (1st)	3-PT Field Goal %	35.5 (8th)
67.3 (11th)	Free Throw %	67.9 (9th)
30.0 (8th)	Rebound Avg.	30.2 (6th)
+3.8 (3rd)	Rebound Margin	-5.3 (11th)
14.2 (5th)	Assist Avg.	13.2 (9th)
13.5 (7th)	Turnover Avg.	17.2 (11th)
6.8 (4th)	Steal Avg.	4.2 (10th)
3.0 (3rd)	Block Avg.	1.8 (9th)

- 2013-14 season averages with MIAC ranks

The Series

Gustavus vs. Macalester

All-Time Record	98-52
Last Meeting	W 75-52
Current Streak	W 5

Head Coach Mark Hanson	
Overall Record at Gustavus	447-204
vs. Macalester	46-4

Head Coach Tim Whittle	
Overall Record at Macalester	10-85
vs. Gustavus	1-8

Last Five Seasons	8-1
-------------------	-----

<u>Date</u>	<u>Location</u>	<u>Result</u>
Jan. 6, 2014	St. Paul, Minn.	W 75-52
Feb. 4, 2013	St. Paul, Minn.	W 74-49
Jan. 7, 2013	St. Peter, Minn.	W 76-65
Feb. 11, 2012	St. Peter, Minn.	W 68-52
Jan. 14, 2012	St. Paul, Minn.	W 86-70
Jan. 31, 2011	St. Peter, Minn.	L 67-68
Dec. 8, 2010	St. Paul, Minn.	W 83-73
Feb. 3, 2010	St. Peter, Minn.	W 63-44
Jan. 4, 2010	St. Paul, Minn.	W 70-38

* Denotes MIAC Playoff game

** Denotes MIAC Championship game

Gusties Take To Hardwood For 105th Season... The 2013-14 season represents the 105th season of men's basketball at Gustavus. Founded in 1904, the men's basketball program has mounted an overall record of 1390-963, and a Minnesota Intercollegiate Athletic Conference (MIAC) mark of 919-558. Since the inception of the MIAC, the Gusties have amassed at least a share of 17 conference titles, the second most in league history. The program has made 22 MIAC Playoff appearances, and also has participated in the NCAA Tournament 13 times, most recently in the 2011-12 season, which was also Gustavus's last MIAC title.

Follow The Gusties On KNUJ... KNUJ AM 860 out of New Ulm, Minnesota will once again broadcast all twenty-five Gustavus regular season men's basketball games. The voice of the Golden Gusties Tom Wheeler will handle the play-by-play duties for the eighth consecutive season. Fans can listen to the KNUJ broadcasts on KNUJ Radio AM 860 and KRDS 95.5 or on the Internet through the Gustavus Athletics website. In addition, Gustavus will once again video stream all home games for viewing on your computer and portable internet device through GameCentral by Stretch Internet. GameCentral is available at: <http://client.stretchinternet.com/client/gac.portal/#>.

Meet The Gustavus Coaching Staff... Head coach Mark Hanson begins his 24th season at the helm of the Gustavus men's basketball program. During his tenure, Hanson has directed the team to seven MIAC championships, 20 MIAC Playoff appearances, and 11 NCAA Division III National Tournament appearances, including reaching the Final Four for the first time in school history and placing second in the nation during the 2002-03 season. With 447 career wins, Hanson is the all-time winningest coach in Gustavus men's basketball history. His .690 winning percentage ranks sixth on the all-time list.

Gustavus Under Head Coach Mark Hanson			
Year	Overall	MIAC	Conference Finish
1990-91	19-8	17-3	Co-Champion
1991-92	22-7	15-5	Co-Champion
1992-93	12-12	10-10	Tie-5th
1993-94	14-10	12-8	5th
1994-95	14-11	12-8	Tie-4th
1995-96	24-5	18-2	Champion
1996-97	21-7	16-4	Champion
1997-98	26-4	17-3	2nd
1998-99	24-6	17-3	2nd
1999-00	14-10	12-8	5th
2000-01	22-6	16-4	2nd
2001-02	24-5	17-3	2nd
2002-03	26-7	15-5	2nd
2003-04	22-6	18-2	Champion
2004-05	22-6	18-2	Champion
2005-06	19-8	13-7	4th
2006-07	14-13	11-9	4th
2007-08	19-8	14-6	2nd
2008-09	13-14	11-9	6th
2009-10	16-11	13-7	Tie-2nd
2010-11	15-13	11-9	5th
2011-12	20-8	16-4	Co-Champion
2012-13	13-10	11-8	Tie-5th
2013-14	12-8	9-6	
	447-204	340-135	7 Conference Titles

Assistant coach Justin DeGroot begins his first season as the lead assistant for the Gustie men's basketball team. Primarily working with the defense, DeGroot returns to Gustavus after serving as an assistant coach at Bethel from 2010 to 2013. A 2007 Gustavus graduate, DeGroot played for Head Coach Mark Hanson during his tenure on the hill. After graduation, Justin made his way to the east coast, where



he worked for Jostens and volunteered as both a high school and college coach in Boston, Mass.

Primarily dealing with game preparation and recruiting, Jeff Fish begins his fifth season as an assistant coach for the Gustavus Adolphus men's basketball team. Prior to joining the Gustavus staff, Fish was an assistant coach for Bethany Lutheran College from 2007-2009.

Captains Log: 2013-14... As is tradition, captains are selected every year to serve as leaders of their team. This year, three players were given the honor of serving as captain. The Gusties named senior Jordan Dick and juniors Martin Feddersen and Isaac Tapp to the position. Tapp and Feddersen are the first juniors to do so in the last five years.

2013-14 Captains...



L to R: Isaac Tapp, Jordan Dick, Martin Feddersen

Fountain Of Youth... With just one senior and three juniors who see significant playing time, numerous sophomores and freshmen will be asked to contribute throughout the course of the 2013-14 season. The Gusties return nine letterwinners after losing six from a year ago. However, those six letterwinners lost accounted for over 65 percent of Gustavus's scoring last year, meaning the Gusties will lean on their youth to produce. Isaac Tapp and Jordan Dick are the two leading scorers of those that return from last season. The duo averaged 7.7 and 7.4 points per game, respectively.

Home Grown... The 2013-14 Gustavus men's basketball roster features 15 players and all but one are natives of Minnesota. The lone player to hail from outside the Land of 10,000 Lakes is sophomore post Scott Mulder, who comes to St. Peter from Sioux Falls, South Dakota. Mulder is one of just eight players to come through the Gustavus men's basketball program who reside outside the state of Minnesota in the last 15 years.

Last Time Out... Gustavus last took the floor on Monday night in a 68-63 loss to Saint John's at Gus Young Court. The loss was its third straight and second in a row of five points or less.

The two teams went back-and-forth in the first half. Neither squad led by more than six points in the frame, which saw the Johnnies to a three-point advantage (35-32) headed to the break. Gustavus shot an impressive 65 percent (13-20) in the opening 20 minutes, but committed 10 turnovers, which led to eight Johnnie points.

The second half proved to be similar to the first, as neither team would lead by more than six points once again. Saint John's held the lead for much of the frame until Martin Feddersen tied the game on a layup with five minutes remaining. Gustavus went on to take its first lead of the second half on its next possession, but allowed Saint John's to finish the contest on a 9-1 run to capture the five-point win.

Around The League

MIAC Standings

School	MIAC	Overall
St. Thomas	13-1	16-3
St. Olaf	12-2	15-4
Augsburg	9-5	13-6
Gustavus	9-6	12-8
Saint John's	8-6	10-9
Bethel	8-7	12-8
Carleton	6-8	8-11
Concordia	6-9	10-10
Hamline	5-10	8-12
Macalester	2-13	3-17
Saint Mary's	2-13	3-17

This Week In The MIAC

Monday, Feb. 3rd

- Saint Mary's 79 @ Macalester 48
- St. Thomas 89 @ Hamline 53
- Saint John's 68 @ Gustavus 63
- Bethel 51 @ Carleton 63
- Concordia 69 @ Augsburg 79

Wednesday, Feb. 5th

- Carleton @ Saint Mary's | 7:30 p.m.
- Macalester @ Gustavus | 7:30 p.m.
- Augsburg @ Saint John's | 7:30 p.m.
- Bethel @ St. Thomas | 7:30 p.m.
- St. Olaf @ Concordia | 7:45 p.m.

Saturday, Feb. 8th

- Bethel @ Hamline | 3:00 p.m.
- Saint Mary's @ St. Thomas | 3:00 p.m.
- Gustavus @ Carleton | 3:00 p.m.
- St. Olaf @ Saint John's | 3:00 p.m.
- Augsburg @ Macalester | 3:00 p.m.

MIAC Athlete-of-the-Week



Tom Fraase, Concordia
So., Wing
Bismarck, N.D./Century

Opponent	Pts.	Reb.	Ast.	FG%
Bethel	11	2	3	50.0
@ Saint Mary's	23	5	3	58.3
Averages	17.0	3.5	3.0	55.0

D3hoops.com Top 25

Rank	School	Overall	Points
1	UW-Stevens Point (24)	20-0	624
2	Cabrini (1)	18-0	600
3	WPI	18-1	556
4	Washington U.	16-2	513
5	Illinois Wesleyan	16-3	479
6	Wesley	17-1	471
7	UW-Whitewater	17-3	467
8	St. Norbert	17-1	446
9	Amherst	17-3	444
10	Williams	16-3	396
11	Wooster	16-3	393
12	Mary Washington	17-2	348
13	Ohio Wesleyan	16-3	309
14	St. Thomas	15-3	282
15	Brockport State	16-1	241
16	Virginia Wesleyan	15-4	207
17	Messiah	16-2	182
18	Bowdoin	17-2	172
19	Albertus Magnus	17-2	157
20	SUNY-Purchase	16-1	153
21	Whitworth	15-4	92
22	Wittenberg	15-4	90
23	Augustana	15-5	74
24	Texas-Dallas	17-2	60
25	Centre	15-3	57

The Facts

Gustavus Quick Facts

Location:	St. Peter, Minnesota
Address:	800 West College Ave. St. Peter, MN 56082
Founded:	1862
Enrollment:	2,572
Nickname:	Golden Gusties
School Colors:	Black and Gold
Home Court:	Gus Young Court
NCAA Affiliation:	NCAA Division III
Conference:	Minnesota Intercollegiate Athletic
President:	Jack R. Ohle
Athletic Director:	Tom Brown
Assistant Athletic Director:	Jared Phillips
Athletic Trainer:	Troy Banse
Equipment Manager:	Wayne Norman
Sports Information Director:	Ethan Armstrong

Gustavus Basketball Quick Facts

2012-13 Record:	13-11
2012-13 MIAC Record/Finish:	11-9/t-5th
All-Time Record:	1390-963
All-Time MIAC Record:	919-558
MIAC Championships :	17
Letterwinners Returning/Lost:	9/6
All-MIAC Honorees Returning/Lost:	0/2

For the game, Gustavus shot 54.2 percent (26-48), while Saint John's shot an even 50 percent (26-52). The Gusties also held the advantage in rebounding 28-22, but gave the ball away 17 times compared to 10 times for the Johnnies. Those 17 turnovers led to 17 Johnnie points, while Gustavus scored 11 points off turnovers.

Mitchell Kuck led all scorers with 21 points off the bench for Saint John's. Kuck made 9 of 14 field goal attempts on the night. Patrick Butcher and Blake Maslonkowski followed with 16 and 10 points, respectively.

Brian Jacobs led the Gusties with a career-high 20 points on 9 of 13 shooting. Martin Feddersen and Jordan Dick were the only other Gustavus players to finish in double-figure scoring with 14 and 10 points, respectively.

About The Scots... Macalester enters Wednesday night's contest after losing 14 of its last 15 games. The Scots most recently fell to Saint Mary's by the final score of 79-48 in St. Paul on Monday night.

The Cardinals controlled the game throughout, taking a 41-25 lead into halftime before outscoring the Scots 38-23 in the second half. Macalester shot just 34.6 percent (18-52) and did not have a single player score in double-figures. Saint Mary's made 59.3 percent (32-54) of its field goal attempts and had four players finish in double-figure scoring, led by Wylie Ferron with 19 points. The Scots were led by Kareem Ismail, who scored nine points.

For the season, the Scots are scoring an average of 60.6 points per game (11th/MIAC), thanks in large part to a pair of players who average double-figures. Dylan Kilgour leads the way with 14.5 points per game (8th/MIAC). Kareem Ismail follows at 11.2 points per contest. Sager Moritzky is the orchestrator of the Scot offense, averaging a league-leading five assists per game.

Defensively, Macalester gives up an average of 77.5 points per game (11th/MIAC), and allows its opponents to shoot 46.8 percent from the field (6th/MIAC) and 38.5 percent from three (9th/MIAC).

Last Time They Met... These two teams last met earlier this season in a 75-52 victory for Gustavus in St. Paul on Jan. 6th. The Gusties overcame a slow start in the win, as they shot 20.7 percent (6-29) from the field and scored just 14 points in the opening half. Due to Gustavus's miscues, the Scots took a 13-point lead (27-14) into the break. However, the Gusties exploded to score 61 points in the second half and held the Scots to 25 on the way to the 23-point win.

Gustavus's Jordan Dick scored 16 points to lead all scorers in the game. Dick went 4 for 7 from three-point range and connected on all four of his free throw attempts. Brody Ziegler followed with 14 points on 7 of 9 shooting. Martin Feddersen was the only other Gustie to finish in double-figure scoring with 10 points to go along with a team-high four assists. Peter Kruize came off the bench to chip in eight points and a team-high eight rebounds.

Macalester, who did not have a player score in double-figures, was led by Kareem Ismail, who scored eight points and pulled down a game-high nine rebounds. Kyle Bernhard and Bert Yaffe also scored eight points each.

Missing Tapp... Over the past nine games, Gustavus has sorely missed the presence of starting junior point guard Isaac Tapp. In those nine games, the Gusties have a record of 4-5 and have seen their scoring average drop from 73 points to 67.9 points per game.

Welcome To The Club... After joining the team in mid-January, Gary Cooper has made his presence felt in the Gustie lineup. Dressing for the first time against Saint Mary's, Cooper has played in five of his first six games, averaging 11.2 minutes per game. After playing a total of 11 minutes of action through his first four games, Gary has seen significantly increased action in each of the last two contests, playing 25 minutes against St. Olaf and 20 minutes Monday night against Saint John's. Cooper's breakout performance came against the Oles with 17 points, eight assists, and five rebounds.



Gustavus Record When...

At home...	6-4
On the road...	6-4
A neutral site...	0-0
In MIAC games...	9-6
In non-conference games...	3-2
When leading at the half...	10-1
When tied at the half...	0-0
When trailing at the half...	2-7
In overtime...	0-0
GAC has more rebounds...	9-4
Opponent has more rebounds...	2-3
Rebounds are equal...	1-1
GAC has more assists...	9-4
Opponent has more assists...	1-4
Assists are equal...	2-0
GAC commits more fouls...	5-4
Opponent commits more fouls...	6-3
Fouls are equal...	1-1
GAC commits more turnovers...	3-8
Opponent commits more turnovers...	8-0
Turnovers are equal...	1-0
GAC scores first...	7-3
Opponent scores first...	5-5
Games decided by 1-5...	1-3
Games decided by 6-10...	0-1
Games decided by 11-15...	3-2
Games decided by 16+...	8-2
In November...	3-1
In December...	4-1
In January...	5-4
In February...	0-2
One GAC player scores 10+...	0-0
Two GAC players score 10+...	3-4
Three GAC players score 10+...	4-4
Four or more GAC players score 10+...	5-0
Day games...	3-4
Night games...	8-4
On Monday...	2-1
On Tuesday...	1-1
On Wednesday...	3-3
On Friday...	1-0
On Saturday...	5-3
Following a win...	7-5
Following a loss...	4-3

Gustavus Starting Lineups

Games	Guard	Wing	Wing	Post	Post	Record
1-11	Tapp	Dick	Fedderson	Jacobs	Ziegler	8-3
12-20	Narum	Dick	Fedderson	Jacobs	Ziegler	4-5

Gustie Leaders

Player	Minutes	Points	Rebounds	Assists	Steals	Blocks
Cooper				1	1	
Dick	15	8	1	3	4	4
Farley					1	
Fedderson	2	1	5	15	8	4
Jacobs		3	2		4	3
Koster				1		
Kreuser						
Kruize		1	3	1	1	5
Mulder						
Najera			2	2	2	2
Narum	1		1		4	
Poppen		1	2	1	6	1
Schmid						
Sweeney				2		
Tapp	3	3	2	1	3	1
Ziegler		6	8		2	9

Season By The Numbers

Largest Victory	24; vs. Saint John's (12/11/13)
Largest Defeat	24; vs. Augsburg (1/29/13)
Largest Halftime Lead	18; vs. Saint John's (12/11/13)
Largest Halftime Deficit	22; vs. Augsburg (1/29/13)

Most Points In Game	83; vs. Simpson (11/15/13)
Fewest Points In Game	49; vs. Concordia (1/25/14)
Most Points Allowed In Game	83; vs. Augsburg (1/29/14)
Fewest Points Allowed In Game	39; vs. Carleton (1/11/14)
Highest FG % In Game	64.4%; vs. Concordia (12/7/13)
Lowest FG % In Game	40.0%; vs. UW-La Crosse (12/31/13)
Highest Opp. FG% In Game	54.3%; vs. Augsburg (1/29/14)
Lowest Opp. FG% In Game	33.3%; vs. Carleton (1/11/14)

Most Points In First Half	46; vs. Buena Vista (11/16/13)
Most Points In Second Half	61; vs. Macalester (1/6/14)
Fewest Points In First Half	14; vs. Macalester (1/6/14)
Fewest Points In Second Half	24; vs. St. Thomas (1/15/14)
Most Points Allowed In First Half	45; vs. Augsburg (1/29/14)
Most Points Allowed In Second Half	43; vs. Bethany Lutheran (11/19/13)
Fewest Points Allowed In First Half	14; vs. Carleton (1/11/14)
Fewest Points Allowed In Second Half	20 (2x); last vs. Concordia (1/25/14)
Highest FG% In A Half	73.9%; vs. Concordia (12/7/13)
Lowest FG% In A Half	20.7%; vs. Macalester (1/6/14)

Largest Lead	28; vs. Macalester (1/6/14)
Leargest Lead On Road	28; vs. Macalester (1/6/14)
Largest Lead At Home	25; vs. Carleton (1/11/14)
Largest Blown Lead - Loss	10; vs. Minnesota-Morris (11/23/13)
Largest Deficit	29; vs. St. Olaf (1/4/14)
Largest Deficit On Road	29; vs. St. Olaf (1/4/14)
Largest Deficit At Home	16 (2x); last vs. Bethel (1/8/14)
Largest Comeback (trail in 2nd half)	13; vs. Macalester (1/6/14)



The Last Time It Happened

Team

Ranked in the Division III Top 5	Mar. 17, 2003 (No.3)
Ranked in the Division III Top 10	Mar. 17, 2003 (No.3)
Ranked in the Division III Top 25	Mar. 21, 2005 (No. 22)
Defeated a Division III No. 1 Team	Never
Defeated a Division III Top 5 Team	Jan. 13, 2010 (Gustavus 56, No. 5 St. Thomas 51)
Defeated a Division III Top 10 Team	Jan. 13, 2010 (Gustavus 56, No. 5 St. Thomas 51)
Defeated a Division III Top 25 Team	Jan. 13, 2010 (Gustavus 56, No. 5 St. Thomas 51)
Defeated a Higher Ranked Team on the Road (when ranked)	Mar. 8, 2003 (No. 24 Gustavus 75, No. 8 UW-Stevens Point 62)
Defeated a Ranked Team on the Road (when unranked)	Never
Defeated a Higher Ranked Team at Neutral Site (when ranked)	Mar. 21, 2003 (No. 24 Gustavus 79, No. 4 Hampden-Sydney 68)
Defeated a Ranked Team at Neutral Site (when unranked)	Dec. 29, 2011 (Gustavus 66, No. 25 Transylvania 62)
Scored 100 Points in a Game	Jan. 18, 2012 (Gustavus 105, Hamline 79)
Allowed 100 Points in a Game	Dec. 28, 2008 (Puget Sound 102, Gustavus 79)
Held Opponent to Less than 50 Points	Jan. 25, 2014 (Gustavus 49, Concordia 46)
Held Opponent to Less than 40 Points	Jan. 11, 2014 (Gustavus 57, Carleton 39)
Held Opponent to Less than 20 Points in a half	Jan. 11, 2014 (Carleton - 14 in first half)
Held Opponent to Less than 15 Points in a half	Jan. 11, 2014 (Carleton - 14 in first half)
Defeated a Team by 30 Points	Feb. 13, 2010 (Gustavus 86, Bethel 52)
Defeated a Team by 40 Points	Jan. 5, 2009 (Gustavus 91, Macalester College 37)
Shot 65 Percent from the Field	Feb. 23, 2011 (.685 (37-54) at St. Olaf)
Shot 60 Percent from the Field	Jan. 18, 2014 (.630 (34-54) at Saint Mary's)
Made 10 Three-pointers in a Game	Nov. 16, 2013 (11 (of 20) vs. Buena Vista)
Had 50 Rebounds in a Game	Feb. 8, 2012 (50 at St. Mary's)
Had 30 Assists in a Game	Nov. 26, 2005 (30 vs Bethany Lutheran)
Had 25 Assists in a Game	Jan. 3, 2011 (26 vs Hamline)
Had 15 Steals in a Game	Jan. 5, 2009 (16 vs Macalester)
Had 10 Steals in a Game	Jan. 18, 2014 (14 at Saint Mary's)
Blocked 10 Shots in a Game	Dec. 12, 2009 (10 vs Bethany Lutheran)
Committed Fewer than 5 Turnovers	Feb. 27, 2010 (4 vs Carleton)
Forced 30 Turnovers	Nov. 17, 2001 (31 vs Luther)
Forced 25 Turnovers	Jan. 6, 2014 (27 at Macalester)
Had Six Players Score in Double Figures	Nov. 15, 2010 vs Buena Vista
	(Phil Wirtjes-21, Jim Hill-18, Dan Schmidtknecht-13, Seth Anderson-12, Blake Shay-10, Paul Blacklock-10)
Two Players with Double-Doubles in the Same Game	Jan. 16, 2008 (Kane Sivesind-21 pts., 10 reb.; Trevor Wittwer- 21pts., 10 reb.)
Won a Game on a Last Shot	Nov. 15, 2012 (Seth Anderson jumper as time expired vs Buena Vista)


Overtime

Played an Overtime Game	Feb. 26, 2012 (Gustavus 62, St. Thomas 66 OT)
Played a Double Overtime Game	Feb. 1, 1989 (Gustavus 73, Macalaster 78 (2OT))
Played a Triple Overtime Game	Feb. 4, 1982 (Gustavus 82, St. Mary's 86 (3OT))
Won an Overtime Game	Jan. 28, 2012 (Gustavus 82, St. Thomas 77 OT)
Lost an Overtime Game	Feb. 26, 2012 (Gustavus 62, St. Thomas 66 OT)

Individual

Triple-Double	Never
Double-Double (Pts-Ast)	Nov. 16, 2013 (Martin Feddersen - 10 pts., 11 ast., vs. Buena Vista)
Double-Double (Pts-Reb)	Jan. 15, 2014 (Martin Feddersen - 13 pts., 10 reb., vs. St. Thomas)
40 or more Points in a Game	Nov. 15, 2011 (Seth Anderson - 45 vs. Buena Vista)
35 Points in a Game	Jan. 18, 2012 (Seth Anderson - 36 vs. Hamline)
30 Points in a Game	Jan. 21, 2012 (Seth Anderson - 30 at Bethel)
25 Points in a Game	Feb. 18, 2012 (Seth Anderson - 25 vs Bethel)
25 Points in a Half	Dec. 7, 2011 (Seth Anderson - 26 in 1st half vs Augsburg)
20 Points in a Half	Jan. 18, 2012 (Seth Anderson - 21 in 1st half vs Hamline)
20 Rebounds in a Game	Jan. 12, 1998 (Luke Schmidt - 22 vs. Carleton)
15 Rebounds in a Game	Feb. 8, 2012 (Paul Blacklock - 15 at Saint Mary's)
15 Assists in a Game	Never
10 Assists in a Game	Nov. 16, 2013 (Martin Feddersen - 11 vs. Buena Vista)
Five Three-Pointers in a Game	Dec. 4, 2013 (Jordan Dick - 5 vs. Hamline)
15 Free Throws Made in a Game	Never
10 Free Throws Made in a Game	Jan. 21, 2012 (Seth Anderson - 11 at Bethel)
Five Steals in a Game	Jan. 6, 2014 (Martin Feddersen - 5 at Macalester)
Five Blocks in a Game	Feb. 2, 2011 (Paul Blacklock - 6 vs. Hamline)
10 Blocks in a Game	Never
20 Points and 10 Assists in a Game	Never
20 Points and 10 Rebounds in a Game	Jan. 21, 2008 (Trevor Wittwer - 22 pts., 10reb., at Carleton)
Consecutive 30-Point Games	Jan. 18-21, 2012 (Seth Anderson - 30 vs Bethel; 36 vs Hamline)
Consecutive 20-Point Games	Jan. 18-21, 2012 (Seth Anderson - 30 vs Bethel; 36 vs Hamline)
Three Straight 20-Point Games	Dec. 28, 2011-Jan. 4, 2012 (Seth Anderson -32 vs St. Mary's; 24 vs Transylvania; 22 vs Hardin-Simmons)





Hanson At A Glance

Hometown

- Dodge Center, Minnesota

Education

- Bachelor's Degree: Environmental Studies (Gustavus '83)
- Master's Degree: Experiential Education (Mankato State '87)

Family

- Children: Hans and Annika

Coaching

- 1986-1990 – Assistant Coach, Gustavus Adolphus College
- 1990-Present – Head Coach, Gustavus Adolphus College

Years At Gustavus: 24

All-time Record: 447-203

All-time MIAC Record: 340-134

MIAC Titles: 7

MIAC Playoff Titles: 7

NCAA Tournaments: 11

Sweet Sixteens: 6

Elite Eights: 3

Final Fours: 1

Most Wins In A Season: 26 (2x)

Fewest Wins In A Season: 12

*All-time winningest coach in Gustavus men's basketball history.

Head Coach Mark Hanson

Mark Hanson is entering his 24th season as the head coach of the Gustavus Adolphus men's basketball program. During that time, Hanson has directed the team to 11 NCAA Division III National Tournament appearances, including reaching the Final Four for the first time in school history and placing second in the nation during the 2002-03 season.

Last season, Hanson led the Gusties an overall record of 13-11 and an MIAC mark of 10-9. Gustavus missed the MIAC Playoffs for just the first time in 12 years and only seventh time in Coach Hanson's tenure.

In the 2010-11 season, Hanson earned his 400th career victory with an 89-78 win over Saint Mary's on Gus Young Court. He became the 65th coach in NCAA Division III history, and 31st active coach, to reach the 400-win milestone. Research indicated that Hanson was the 14th fastest coach to reach 400 victories in Division III history, as becomes just the sixth coach from the MIAC to reach the 400-win plateau.

Hanson, who has compiled a 447-203 overall record at Gustavus, including a 340-134 record in the MIAC, has won seven MIAC Championships, and has been named MIAC Coach of the Year eight times. He has helped guide Gustavus to the MIAC Playoffs 19 times, reaching the finals 14 years and winning the MIAC Playoff Championship on seven occasions. His teams have reached the Sweet 16 of the NCAA Tournament six times and the Elite Eight three times. Hanson has coached 27 players who have garnered 47 All-Conference honors, four MIAC Players of the Year, eight players who have received 13 all-region honors, and three All-Americans. In addition, Hanson has coached one Jostens' Award Finalist (Trevor Wittwer, 2008), which recognizes the top Division III men's basketball player in the nation based on academics, athletics, and community involvement.

Hanson is a 1983 Gustavus graduate and the basketball program's all-time leading scorer with 1,774 points. He was a two-time NAIA All-America and GTE Academic All-America selection, a three-time Gustie MVP and a four-time All-MIAC selection.

A long-time outdoor enthusiast, Hanson earned his master's degree in experiential education at Mankato State University and teaches outdoor education classes in the health and exercise science department. He is also the outdoor program director at the college.

Hanson, a native of Dodge Center, Minnesota, lives in St. Peter and has two children, Hans and Annika.

2013-14 Roster Breakdown

Starters Returning (2)

Isaac Tapp, G, Jr.
Jordan Dick, W, Sr.

Letterwinners Returning (9)

Jordan Dick, W, Sr.
Martin Feddersen, W, Jr.
Brian Jacobs, P, Jr.
Jed Kreuser, G, Jr.
Sergio Najera, P, So.
Chad Poppen, W, So.
Dane Schmid, P, Jr.
Isaac Tapp, G, Jr.
Brody Ziegler, P, So.

Newcomers (7)

Gary Cooper, W, So.
Malcolm Farley, G, Jr.
Chris Narum, G, So.
Scott Mulder, P, So.
Alec Koster, W, Fr.
Peter Kruise, P, Fr.
Coleman Sweeney, W, Fr.

By Class

Seniors (1)

Jordan Dick

Juniors (6)

Malcolm Farley
Martin Feddersen
Brian Jacobs
Jed Kreuser
Dane Schmid
Isaac Tapp

Sophomores (6)

Gary Cooper
Scott Mulder
Sergio Najera
Chris Narum
Chad Poppen
Brody Ziegler

Freshmen (3)

Alec Koster
Peter Kruise
Coleman Sweeney

2013-14 Numerical Roster

NO.	NAME	YR	POS	HGT	WGT	HOMETOWN/HIGH SCHOOL
2	Gary Cooper	So.	W	6-1	180	Detroit, Mich./Denby
3	Chad Poppen	So.	W	6-3	185	St. Peter, Minn./St. Peter
4	Jed Kreuser	Jr.	G	6-0	165	Jordan, Minn./New Prague
5	Malcolm Farley	Jr.	G	5-10	180	Coon Rapids, Minn./Coon Rapids
10	Isaac Tapp*	Jr.	G	6-2	180	Stewartville, Minn./Stewartville
12	Chris Narum	So.	G	6-1	185	Eagan, Minn./Eastview
20	Coleman Sweeney	Fr.	W	6-0	185	Lake City, Minn./Lincoln
21	Jordan Dick*	Sr.	W	6-5	200	Wabasha, Minn./Wabasha-Kellogg
23	Alec Koster	Fr.	W	6-1	185	Redwood Falls, Minn./Redwood Valley
32	Martin Feddersen*	Jr.	W	6-4	195	Winona, Minn./Winona
33	Peter Kruise	Fr.	P	6-7	215	St. Peter, Minn./St. Peter
34	Brian Jacobs	Jr.	P	6-7	210	Lake Crystal, Minn./LCWMM
42	Brody Ziegler	So.	P	6-6	200	Mankato, Minn./East
43	Scott Mulder	So.	P	6-7	205	Sioux Falls, S.D./Lincoln
44	Sergio Najera	So.	P	6-6	195	New Prague, Minn./New Prague
50	Dane Schmid	Jr.	P	6-9	230	Mahtomedi, Minn./Mahtomedi

HEAD COACH: Mark Hanson (24th season)

ASSISTANT COACHES: Justin DeGroot, Jeff Fish

*: Denotes Captain

2013-14 Alphabetical Roster

NO.	NAME	YR	POS	HGT	WGT	HOMETOWN/HIGH SCHOOL
2	Gary Cooper	So.	W	6-1	180	Detroit, Mich./Denby
21	Jordan Dick	Sr.	W	6-5	200	Wabasha, Minn./Wabasha-Kellogg
5	Malcolm Farley	Jr.	G	5-10	180	Coon Rapids, Minn./Coon Rapids
32	Martin Feddersen	Jr.	W	6-4	195	Winona, Minn./Winona
34	Brian Jacobs	Jr.	P	6-7	210	Lake Crystal, Minn./LCWMM
23	Alec Koster	Fr.	W	6-1	185	Redwood Falls, Minn./Redwood Valley
4	Jed Kreuser	Jr.	G	6-0	165	Jordan, Minn./New Prague
33	Peter Kruise	Fr.	P	6-7	215	St. Peter, Minn./St. Peter
43	Scott Mulder	So.	P	6-7	205	Sioux Falls, S.D./Lincoln
44	Sergio Najera	So.	P	6-6	195	New Prague, Minn./New Prague
12	Chris Narum	So.	G	6-1	185	Eagan, Minn./Eastview
3	Chad Poppen	So.	W	6-3	185	St. Peter, Minn./St. Peter
50	Dane Schmid	Jr.	P	6-9	230	Mahtomedi, Minn./Mahtomedi
20	Coleman Sweeney	Fr.	W	6-0	185	Lake City, Minn./Lincoln
10	Isaac Tapp	Jr.	G	6-2	180	Stewartville, Minn./Stewartville
42	Brody Ziegler	So.	P	6-6	200	Mankato, Minn./East

Pronunciation Guide

NO.	NAME	Pronunciation
4	Jed Kreuser	CRY-zer
5	Malcolm Farley	FAR-lee
12	Chris Narum	NAIR-um
23	Alec Koster	KEH-ster
32	Martin Feddersen	FEH-der-sen
33	Peter Kruise	CRUISE
42	Brody Ziegler	ZIGG-ler
44	Sergio Najera	NAH-her-ah

Gary Cooper



2

Wing
Sophomore

Height: 6'1"
Weight: 180

Detroit, Michigan
Denby High School

Major: Undeclared

Cooper's Career Highs

Points:	17 vs. St. Olaf (Feb. 1, 2014)
Rebounds:	5 vs. St. Olaf (Feb. 1, 2014)
Assists:	8 vs. St. Olaf (Feb. 1, 2014)
Minutes	25 vs. St. Olaf (Feb. 1, 2014)

2013-14 Game-by-Game Statistics

Game	GS	Min.	FG-A	3pt FG-A	FT-A	OReb	DReb	Tot.	PF	A	TO	Blk	Stl	Pts.
11/15 Simpson	-	-	-	-	-	-	DNP	-	-	-	-	-	-	-
11/16 Buena Vista	-	-	-	-	-	-	DNP	-	-	-	-	-	-	-
11/19 @ Bethany	-	-	-	-	-	-	DNP	-	-	-	-	-	-	-
11/26 @ UM-Morris	-	-	-	-	-	-	DNP	-	-	-	-	-	-	-
12/4 @ Hamline	-	-	-	-	-	-	DNP	-	-	-	-	-	-	-
12/7 Concordia	-	-	-	-	-	-	DNP	-	-	-	-	-	-	-
12/9 Augsburg	-	-	-	-	-	-	DNP	-	-	-	-	-	-	-
12/11 @ Saint John's	-	-	-	-	-	-	DNP	-	-	-	-	-	-	-
12/31 UW-La Crosse	-	-	-	-	-	-	DNP	-	-	-	-	-	-	-
1/4 @ St. Olaf	-	-	-	-	-	-	DNP	-	-	-	-	-	-	-
1/6 @ Macalester	-	-	-	-	-	-	DNP	-	-	-	-	-	-	-
1/8 Bethel	-	-	-	-	-	-	DNP	-	-	-	-	-	-	-
1/11 Carleton	-	-	-	-	-	-	DNP	-	-	-	-	-	-	-
1/15 @ St. Thomas	-	-	-	-	-	-	DNP	-	-	-	-	-	-	-
1/18 @ Saint Mary's	2		0-0	0-0	0-0	0	0	0	0	0	1	0	0	0
1/22 Hamline	2		1-2	0-0	0-0	0	0	0	0	0	0	0	0	2
1/25 @ Concordia	-	-	-	-	-	-	DNP	-	-	-	-	-	-	-
1/29 @ Augsburg	7		1-4	0-1	0-0	0	1	1	1	0	0	0	1	2
2/1 St. Olaf	25		7-11	1-3	2-2	0	5	5	2	8	1	0	2	17
2/3 Saint John's	20		2-7	0-1	0-0	0	2	2	2	1	1	0	0	4
2/5 Macalester	-	-	-	-	-	-	-	-	-	-	-	-	-	-
2/8 @ Carleton	-	-	-	-	-	-	-	-	-	-	-	-	-	-
2/12 @ Bethel	-	-	-	-	-	-	-	-	-	-	-	-	-	-
2/15 Saint Mary's	-	-	-	-	-	-	-	-	-	-	-	-	-	-
2/19 St. Thomas	-	-	-	-	-	-	-	-	-	-	-	-	-	-

Cooper's Career Numbers

Season	GP-GS	Min./Avg.	FG-A	Pct.	3pt FG-A	Pct.	FT-A	Pct.	OReb	DReb	Tot.	Avg.	PF	FO	A	TO	Blk	Stl	Pts.	Avg.
2013-14	5-0	56/11.2	11-24	.458	1-5	.200	2-2	1.000	0	8	8	1.6	5	0	9	3	0	3	25	5.0
Total	5-0	56/11.2	11-24	.458	1-5	.200	2-2	1.000	0	8	8	1.6	5	0	9	3	0	3	25	5.0

Chad Poppen



3

Wing
Sophomore

Height: 6'2"
Weight: 190

St. Peter, Minnesota
St. Peter High School

Major: Undeclared

Parents: Tim and Tammy
Poppen of St. Peter, Minnesota

Poppen's Career Highs

Points:	13 vs. St. Thomas (Jan. 15, 2014)
Rebounds:	6 vs. St. Olaf (Feb. 1, 2014)
Assists:	4 vs. Hamline (Jan. 22, 2014)
Minutes	28 vs. St. Olaf (Feb. 1, 2014)

2013-14 Game-by-Game Statistics

Game	GS	Min.	FG-A	3pt FG-A	FT-A	OReb	DReb	Tot.	PF	A	TO	Blk	Stl	Pts.
11/15 Simpson	14	1-4	0-2	0-0	0	2	2	3	0	1	0	0	0	2
11/16 Buena Vista	17	2-3	2-2	1-3	0	0	0	2	1	0	0	1	7	
11/19 @ Bethany	18	2-4	0-2	0-0	0	2	2	1	3	1	0	2	4	
11/26 @ UM-Morris	17	1-4	0-3	0-0	0	1	1	2	1	1	0	1	2	
12/4 @ Hamline	17	1-2	1-1	0-0	0	2	2	0	0	1	0	1	3	
12/7 Concordia	19	1-2	0-1	0-0	0	4	4	0	0	2	0	0	2	
12/9 Augsburg	17	3-5	0-1	0-0	0	3	3	3	2	2	0	1	6	
12/11 @ Saint John's	17	0-4	0-4	2-2	0	1	1	0	2	0	0	1	2	
12/31 UW-La Crosse	17	0-1	0-1	2-2	0	0	0	0	0	0	0	0	2	
1/4 @ St. Olaf	13	0-4	0-3	0-0	1	1	2	2	0	2	0	0	0	
1/6 @ Macalester	9	0-1	0-0	1-2	0	1	1	0	0	2	0	0	1	
1/8 Bethel	13	0-1	0-1	0-0	0	2	2	0	2	0	1	0	0	
1/11 Carleton	20	4-5	2-2	0-0	0	1	1	0	2	0	0	2	10	
1/15 @ St. Thomas	21	6-7	1-1	0-1	0	1	1	1	0	1	0	0	13	
1/18 @ Saint Mary's	22	1-4	0-2	2-2	0	1	1	1	0	0	0	4	4	
1/22 Hamline	23	2-6	1-4	1-2	0	3	3	0	4	3	0	2	6	
1/25 @ Concordia	24	0-4	0-4	0-0	0	5	5	1	1	1	0	1	0	
1/29 @ Augsburg	18	2-5	1-3	2-2	1	0	1	2	2	1	0	0	7	
2/1 St. Olaf	28	3-4	2-3	0-1	3	3	6	1	2	0	0	0	8	
2/3 Saint John's	15	0-2	0-2	0-0	0	2	2	0	1	2	0	0	0	
2/5 Macalester														
2/8 @ Carleton														
2/12 @ Bethel														
2/15 Saint Mary's														
2/19 St. Thomas														

Poppen's Career Numbers

Season	GP-GS	Min./Avg.	FG-A	Pct.	3pt FG-A	Pct.	FT-A	Pct.	OReb	DReb	Tot.	Avg.	PF	FO	A	TO	Blk	Stl	Pts.	Avg.
2012-13	23-0	304/13.2	18-38	.474	9-22	.409	1-2	.500	3	21	24	1.0	13	0	9	16	1	10	46	2.0
2013-14	20-0	359/18.0	29-72	.403	10-42	.238	11-17	.647	5	35	40	2.0	19	0	23	20	1	16	79	4.0
Total	43-0	663/15.4	47-110	.427	19-64	.297	12-19	.632	8	56	64	1.5	32	0	32	36	2	26	125	2.9

Jed Kreuser



4

Guard
Junior

Height: 6'0"
Weight: 165

Jordan, Minnesota
New Prague High School

Major: Biology

Parents: Steven and Lin Kreuser
of Jordan, Minnesota

Kreuser's Career Highs

Points:	2 vs. Saint Mary's (Jan. 18, 2014)
Rebounds:	1 (2x), last: vs. Saint John's (Dec. 11, 2013)
Assists:	1 (4x), last: vs. Saint Mary's (Jan. 18, 2014)
Minutes	6, vs. Saint Mary's (Jan. 30, 2013)

2013-14 Game-by-Game Statistics

Game	GS	Min.	FG-A	3pt FG-A	FT-A	OReb	DReb	Tot.	PF	A	TO	Blk	Stl	Pts.
11/15 Simpson	-	-	-	-	-	-	DNP	-	-	-	-	-	-	-
11/16 Buena Vista	-	-	-	-	-	-	DNP	-	-	-	-	-	-	-
11/19 @ Bethany	1	0-1	0-0	0-0	0	0	0	0	0	0	0	0	0	0
11/26 @ UM-Morris	-	-	-	-	-	-	DNP	-	-	-	-	-	-	-
12/4 @ Hamline	-	-	-	-	-	-	DNP	-	-	-	-	-	-	-
12/7 Concordia	0	0-0	0-0	0-0	0	0	0	0	0	0	0	0	0	0
12/9 Augsburg	1	0-1	0-1	0-0	0	0	0	0	0	0	0	0	0	0
12/11 @ Saint John's	3	0-0	0-0	0-0	0	1	1	0	0	0	0	0	0	0
12/31 UW-La Crosse	-	-	-	-	-	-	DNP	-	-	-	-	-	-	-
1/4 @ St. Olaf	3	0-1	0-1	0-0	0	0	0	0	0	0	0	0	0	0
1/6 @ Macalester	5	0-1	0-1	0-0	0	0	0	0	0	1	0	0	0	0
1/8 Bethel	-	-	-	-	-	-	DNP	-	-	-	-	-	-	-
1/11 Carleton	3	0-1	0-1	0-0	0	0	0	0	0	0	0	0	0	0
1/15 @ St. Thomas	-	-	-	-	-	-	DNP	-	-	-	-	-	-	-
1/18 @ Saint Mary's	3	1-2	0-1	0-0	0	0	0	0	1	0	0	0	1	2
1/22 Hamline	1	0-0	0-0	0-0	0	0	0	0	0	0	0	0	0	0
1/25 @ Concordia	-	-	-	-	-	-	DNP	-	-	-	-	-	-	-
1/29 @ Augsburg	-	-	-	-	-	-	DNP	-	-	-	-	-	-	-
2/1 St. Olaf	-	-	-	-	-	-	DNP	-	-	-	-	-	-	-
2/3 Saint John's	-	-	-	-	-	-	DNP	-	-	-	-	-	-	-
2/5 Macalester	-	-	-	-	-	-	-	-	-	-	-	-	-	-
2/8 @ Carleton	-	-	-	-	-	-	-	-	-	-	-	-	-	-
2/12 @ Bethel	-	-	-	-	-	-	-	-	-	-	-	-	-	-
2/15 Saint Mary's	-	-	-	-	-	-	-	-	-	-	-	-	-	-
2/19 St. Thomas	-	-	-	-	-	-	-	-	-	-	-	-	-	-

Kreuser's Career Numbers

Season	GP-GS	Min./Avg.	FG-A	Pct.	3pt FG-A	Pct.	FT-A	Pct.	OReb	DReb	Tot.	Avg.	PF	FO	A	TO	Blk	Stl	Pts.	Avg.
2011-12	3-0	4/1.3	0-1	.000	0-1	.000	0-0	.000	0	0	0	0.0	0	0	0	0	0	0	0	0.0
2012-13	8-0	16/2.0	0-3	.000	0-3	.000	0-0	.000	1	0	1	0.1	0	0	2	0	0	0	0	0.0
2013-14	9-0	20/2.2	1-7	.143	0-5	.000	0-0	.000	0	1	1	0.1	0	0	2	0	0	1	2	0.2
Total	20-0	40/2.0	1-11	.091	0-9	.000	0-0	.000	1	1	2	0.1	0	0	4	0	0	1	2	0.1

Malcolm Farley



5

Guard
Junior

Height: 5'10"
Weight: 180

Coon Rapids, Minnesota
Coon Rapids High School

Major: History

Parents: Phil Farley of Coon Rapids, Minnesota and Roxane Farley of Coon Rapids, Minnesota

Farley's Career Highs

Points:	-
Rebounds:	1 vs. Augsburg (Dec. 9, 2013)
Assists:	1 (2x) last vs. Macalester (Jan. 6, 2014)
Minutes	3 (4x) last vs. Carleton (Jan. 11, 2014)


2013-14 Game-by-Game Statistics

Game	GS	Min.	FG-A	3pt FG-A	FT-A	OReb	DReb	Tot.	PF	A	TO	Blk	Stl	Pts.
11/15 Simpson	-	-	-	-	-	-	DNP	-	-	-	-	-	-	-
11/16 Buena Vista	-	-	-	-	-	-	DNP	-	-	-	-	-	-	-
11/19 @ Bethany	1	0-0	0-0	0-0	0-0	0	0	0	1	0	0	0	0	0
11/26 @ UM-Morris	-	-	-	-	-	-	DNP	-	-	-	-	-	-	-
12/4 @ Hamline	-	-	-	-	-	-	DNP	-	-	-	-	-	-	-
12/7 Concordia	-	-	-	-	-	-	DNP	-	-	-	-	-	-	-
12/9 Augsburg	2	0-0	0-0	0-0	0-0	0	1	1	0	0	0	0	0	0
12/11 @ Saint John's	3	0-0	0-0	0-0	0-0	0	0	0	0	1	0	0	1	0
12/31 UW-La Crosse	-	-	-	-	-	-	DNP	-	-	-	-	-	-	-
1/4 @ St. Olaf	3	0-0	0-0	0-0	0-0	0	0	0	0	0	0	0	0	0
1/6 @ Macalester	3	0-0	0-0	0-0	0-0	0	0	0	0	1	0	0	0	0
1/8 Bethel	-	-	-	-	-	-	DNP	-	-	-	-	-	-	-
1/11 Carleton	3	0-1	0-0	0-0	0-0	0	0	0	0	0	0	0	0	0
1/15 @ St. Thomas	-	-	-	-	-	-	DNP	-	-	-	-	-	-	-
1/18 @ Saint Mary's	2	0-0	0-0	0-0	0-0	0	0	0	0	0	0	0	0	0
1/22 Hamline	1	0-0	0-0	0-0	0-0	0	0	0	0	0	0	0	0	0
1/25 @ Concordia	-	-	-	-	-	-	DNP	-	-	-	-	-	-	-
1/29 @ Augsburg	-	-	-	-	-	-	DNP	-	-	-	-	-	-	-
2/1 St. Olaf	-	-	-	-	-	-	DNP	-	-	-	-	-	-	-
2/3 Saint John's	-	-	-	-	-	-	DNP	-	-	-	-	-	-	-
2/5 Macalester	-	-	-	-	-	-	-	-	-	-	-	-	-	-
2/8 @ Carleton	-	-	-	-	-	-	-	-	-	-	-	-	-	-
2/12 @ Bethel	-	-	-	-	-	-	-	-	-	-	-	-	-	-
2/15 Saint Mary's	-	-	-	-	-	-	-	-	-	-	-	-	-	-
2/19 St. Thomas	-	-	-	-	-	-	-	-	-	-	-	-	-	-

Farley's Career Numbers

Season	GP-GS	Min./Avg.	FG-A	Pct.	3pt FG-A	Pct.	FT-A	Pct.	OReb	DReb	Tot.	Avg.	PF	FO	A	TO	Blk	Stl	Pts.	Avg.
2013-14	8-0	18/2.3	0-1	.000	0-0	.000	0-0	.000	0	1	1	0.1	1	0	2	0	0	1	0	0.0
Total	8-0	18/2.3	0-1	.000	0-0	.000	0-0	.000	0	1	1	0.1	1	0	2	0	0	1	0	0.0

Isaac Tapp



10

Guard
Junior

Height: 6'2"
Weight: 180

Stewartville, Minnesota
Stewartville High School

Major: Art Studio

Parents: Tracy and Amy Tapp
of Stewartville, Minn.

Tapp's Career Highs

Points:	20 vs. Augsburg (Dec. 9, 2013)
Rebounds:	7 vs. UW-La Crosse (Dec. 31, 2013)
Assists:	6 vs. St. Thomas (Jan. 9, 2013)
Minutes	35 (2x); last vs. UW-La Crosse (Dec. 31, 2013)

2013-14 Game-by-Game Statistics

Game	GS	Min.	FG-A	3pt FG-A	FT-A	OReb	DReb	Tot.	PF	A	TO	Blk	Stl	Pts.
11/15 Simpson	*	31	6-11	1-1	4-6	2	0	2	0	2	1	0	2	17
11/16 Buena Vista	*	31	5-10	0-2	0-0	0	1	1	0	0	1	0	0	10
11/19 @ Bethany	*	26	4-5	1-1	0-0	1	2	3	4	1	2	0	0	9
11/26 @ UM-Morris	*	34	6-12	1-1	1-3	1	1	2	4	3	2	0	1	14
12/4 @ Hamline	*	30	6-10	1-1	2-2	2	2	4	0	2	1	0	1	15
12/7 Concordia	*	31	5-8	0-1	4-4	1	2	3	0	2	1	0	1	14
12/9 Augsburg	*	27	9-11	1-2	1-1	1	3	4	1	2	2	0	0	20
12/11 @ Saint John's	*	27	4-9	0-1	0-0	2	1	3	0	2	0	0	0	8
12/31 UW-La Crosse	*	35	3-12	1-3	0-0	2	5	7	1	1	4	1	2	7
1/4 @ St. Olaf	*	24	2-4	1-1	1-2	0	1	1	0	2	2	0	2	6
1/6 @ Macalester	*	19	3-8	1-1	0-0	1	1	2	1	0	1	0	1	7
1/8 Bethel	-	-	-	-	-	-	DNP	-	-	-	-	-	-	-
1/11 Carleton	-	-	-	-	-	-	DNP	-	-	-	-	-	-	-
1/15 @ St. Thomas	-	-	-	-	-	-	DNP	-	-	-	-	-	-	-
1/18 @ Saint Mary's	-	-	-	-	-	-	DNP	-	-	-	-	-	-	-
1/22 Hamline	-	-	-	-	-	-	DNP	-	-	-	-	-	-	-
1/25 @ Concordia	-	-	-	-	-	-	DNP	-	-	-	-	-	-	-
1/29 @ Augsburg	-	-	-	-	-	-	DNP	-	-	-	-	-	-	-
2/1 St. Olaf	-	-	-	-	-	-	DNP	-	-	-	-	-	-	-
2/3 Saint John's	-	-	-	-	-	-	DNP	-	-	-	-	-	-	-
2/5 Macalester	-	-	-	-	-	-	DNP	-	-	-	-	-	-	-
2/8 @ Carleton	-	-	-	-	-	-	DNP	-	-	-	-	-	-	-
2/12 @ Bethel	-	-	-	-	-	-	DNP	-	-	-	-	-	-	-
2/15 Saint Mary's	-	-	-	-	-	-	DNP	-	-	-	-	-	-	-
2/19 St. Thomas	-	-	-	-	-	-	DNP	-	-	-	-	-	-	-

Tapp's Career Numbers

Season	GP-GS	Min./Avg.	FG-A	Pct.	3pt FG-A	Pct.	FT-A	Pct.	OReb	DReb	Tot.	Avg.	PF	FO	A	TO	Blk	Stl	Pts.	Avg.
2011-12	8-0	13/1.6	0-3	.000	0-1	.000	0-0	.000	0	0	0	0.0	1	0	3	3	0	0	0	0.0
2012-13	24-24	653/27.2	77-149	.517	18-43	.419	12-16	.750	14	37	51	2.1	34	0	51	40	7	14	184	7.7
2013-14	11-11	315/28.6	53-100	.530	8-15	.533	13-18	.722	13	19	32	2.9	11	0	17	17	1	10	127	11.5
Total	43-35	981/22.8	130-252	.516	26-59	.441	25-34	.735	27	56	83	1.9	46	0	71	60	8	24	311	7.2

Chris Narum



12

Guard
Sophomore

Height: 6'1"
Weight: 185

Eagan, Minnesota
Eastview High School

Major: Undeclared

Parents: Jim and Merilu Narum
of Eagan, Minnesota

Narum's Career Highs

Points:	13 vs. Bethany Lutheran (Nov. 19, 2013)
Rebounds:	6 vs. Buena Vista (Nov. 16, 2013)
Assists:	5 vs. Augsburg (Jan. 29, 2014)
Minutes	27 vs. Bethel (Jan. 8, 2014)

2013-14 Game-by-Game Statistics

Game	GS	Min.	FG-A	3pt FG-A	FT-A	OReb	DReb	Tot.	PF	A	TO	Blk	Stl	Pts.
11/15 Simpson	14	0-0	0-0	0-0	0-0	0	1	0	0	0	0	0	0	0
11/16 Buena Vista	20	2-2	1-1	0-0	2	4	6	2	3	0	0	0	0	5
11/19 @ Bethany	14	4-6	4-6	1-2	0	4	4	0	0	4	0	0	0	13
11/26 @ UM-Morris	15	0-1	0-1	0-0	1	1	2	2	2	1	0	1	0	0
12/4 @ Hamline	16	1-1	0-0	0-0	0	1	1	2	2	0	0	1	2	0
12/7 Concordia	11	0-1	0-1	0-0	0	2	2	1	2	2	0	0	0	0
12/9 Augsburg	17	0-2	0-1	0-0	2	1	3	3	3	0	0	0	0	0
12/11 @ Saint John's	19	0-2	0-2	0-0	0	2	2	0	1	2	0	1	0	0
12/31 UW-La Crosse	7	0-0	0-0	0-0	0	0	0	1	0	0	0	0	0	0
1/4 @ St. Olaf	9	0-2	0-1	0-0	0	1	1	2	0	0	0	0	0	0
1/6 @ Macalester	11	1-2	1-1	2-2	1	0	1	0	1	0	0	1	5	0
1/8 Bethel	*	27	3-6	3-6	0-0	0	2	2	3	1	4	0	2	9
1/11 Carleton	*	17	2-4	1-2	0-0	0	0	0	1	2	0	0	2	5
1/15 @ St. Thomas	*	24	0-2	0-1	0-1	1	1	2	2	4	0	0	2	0
1/18 @ Saint Mary's	*	23	0-0	0-0	1-2	0	2	2	3	1	0	0	2	1
1/22 Hamline	*	25	1-3	1-2	1-2	1	3	4	1	1	0	0	0	4
1/25 @ Concordia	*	19	1-4	1-1	0-0	0	1	1	2	2	2	0	0	3
1/29 @ Augsburg	*	15	0-1	0-1	0-0	0	2	2	1	5	1	0	0	0
2/1 St. Olaf	*	22	0-1	0-1	0-0	0	0	0	2	3	0	0	0	0
2/3 Saint John's	*	17	0-0	0-0	0-0	0	3	3	0	1	0	0	1	0
2/5 Macalester														
2/8 @ Carleton														
2/12 @ Bethel														
2/15 Saint Mary's														
2/19 St. Thomas														

Narum's Career Numbers

Season	GP-GS	Min./Avg.	FG-A	Pct.	3pt FG-A	Pct.	FT-A	Pct.	OReb	DReb	Tot.	Avg.	PF	FO	A	TO	Blk	Stl	Pts.	Avg.
2013-14	20-9	342/17.1	15-40	.375	12-28	.429	5-9	.556	8	31	39	2.0	28	0	34	16	0	13	47	2.4
Total	20-9	342/17.1	15-40	.375	12-28	.429	5-9	.556	8	31	39	2.0	28	0	34	16	0	13	47	2.4

Coleman Sweeney



20

Wing
Freshman

Height: 6'0"
Weight: 185

Lake City, Minnesota
Lincoln High School

Major: Undeclared

Parents: Shawn and Jean
Sweeney of Lake City,
Minnesota

Sweeney's Career Highs

Points:	5 (2x) last vs. Concordia (Jan. 25, 2014)
Rebounds:	2 (2x) last vs. Concordia (Jan. 25, 2014)
Assists:	3 (2x) last vs. Saint John's (Feb. 3, 2014)
Minutes	15 vs. Concordia (Jan. 25, 2014)

2013-14 Game-by-Game Statistics

Game	GS	Min.	FG-A	3pt FG-A	FT-A	OReb	DReb	Tot.	PF	A	TO	Blk	Stl	Pts.
11/15 Simpson	-	-	-	-	-	-	DNP	-	-	-	-	-	-	-
11/16 Buena Vista	-	-	-	-	-	-	DNP	-	-	-	-	-	-	-
11/19 @ Bethany	-	-	-	-	-	-	DNP	-	-	-	-	-	-	-
11/26 @ UM-Morris	-	-	-	-	-	-	DNP	-	-	-	-	-	-	-
12/4 @ Hamline	-	-	-	-	-	-	DNP	-	-	-	-	-	-	-
12/7 Concordia	-	-	-	-	-	-	DNP	-	-	-	-	-	-	-
12/9 Augsburg	-	-	-	-	-	-	DNP	-	-	-	-	-	-	-
12/11 @ Saint John's	-	-	-	-	-	-	DNP	-	-	-	-	-	-	-
12/31 UW-La Crosse	-	-	-	-	-	-	DNP	-	-	-	-	-	-	-
1/4 @ St. Olaf	9	0-2	0-1	0-0	0	1	1	2	0	0	0	0	0	0
1/6 @ Macalester	9	1-2	0-0	3-3	0	0	0	1	2	0	0	0	0	5
1/8 Bethel	-	-	-	-	-	-	DNP	-	-	-	-	-	-	-
1/11 Carleton	-	-	-	-	-	-	DNP	-	-	-	-	-	-	-
1/15 @ St. Thomas	-	-	-	-	-	-	DNP	-	-	-	-	-	-	-
1/18 @ Saint Mary's	11	1-1	1-1	0-0	0	1	1	4	2	3	0	1	2	
1/22 Hamline	13	1-4	1-1	1-4	0	2	2	3	3	0	0	1	4	
1/25 @ Concordia	15	1-5	1-2	2-2	0	2	2	4	2	0	0	1	5	
1/29 @ Augsburg	7	0-0	0-0	0-0	0	0	0	2	0	1	1	0	0	
2/1 St. Olaf	4	0-3	0-2	0-2	0	0	0	2	0	1	0	0	0	
2/3 Saint John's	12	0-0	0-0	0-0	0	0	0	2	3	0	0	0	0	
2/5 Macalester														
2/8 @ Carleton														
2/12 @ Bethel														
2/15 Saint Mary's														
2/19 St. Thomas														

Sweeney's Career Numbers

Season	GP-GS	Min./Avg.	FG-A	Pct.	3pt FG-A	Pct.	FT-A	Pct.	OReb	DReb	Tot.	Avg.	PF	FO	A	TO	Blk	Stl	Pts.	Avg.
2013-14	8-0	80/10.0	4-16	.520	3-7	.429	6-11	.545	0	6	6	0.8	20	0	12	5	1	3	17	2.1
Total	8-0	80/10.0	4-16	.520	3-7	.429	6-11	.545	0	6	6	0.8	20	0	12	5	1	3	17	2.1

Jordan Dick



21

Wing
Senior

Height: 6'5"
Weight: 200

Wabasha, Minnesota
Wabasha-Kellogg High School

Major: Management

Parents: Glen and Sheri Dick
of Wabasha, Minnesota

Dick's Career Highs

Points:	21 vs. Hamline (Dec. 4, 2013)
Rebounds:	8 vs. Simpson (Nov. 15, 2013)
Assists:	4 (2x) last vs. Bethel (Jan. 8, 2014)
Minutes	38 vs. Bethel (Jan. 8, 2014)

2013-14 Game-by-Game Statistics

Game	GS	Min.	FG-A	3pt FG-A	FT-A	OReb	DReb	Tot.	PF	A	TO	Blk	Stl	Pts.
11/15 Simpson	*	32	5-7	0-1	4-4	0	8	8	2	1	2	2	1	14
11/16 Buena Vista	*	24	8-12	4-6	0-0	1	1	2	2	0	0	1	1	20
11/19 @ Bethany	*	30	5-10	4-7	0-0	0	3	3	2	1	0	0	1	14
11/26 @ UM-Morris	*	31	4-9	1-3	0-0	1	3	4	2	0	1	0	3	9
12/4 @ Hamline	*	33	7-11	5-9	2-2	0	2	2	1	1	1	0	1	21
12/7 Concordia	*	32	6-9	2-3	2-4	4	2	6	1	1	0	0	0	16
12/9 Augsburg	*	31	2-3	2-2	0-0	0	2	2	1	0	0	1	1	6
12/11 @ Saint John's	*	32	6-9	4-5	1-2	0	5	5	0	0	1	0	1	17
12/31 UW-La Crosse	*	32	4-3	1-3	0-0	0	5	5	1	0	0	0	0	9
1/4 @ St. Olaf	*	27	3-9	2-6	0-0	1	0	1	1	1	1	0	0	8
1/6 @ Macalester	*	28	4-9	4-7	4-4	0	2	2	2	1	1	0	2	16
1/8 Bethel	*	38	6-10	4-8	0-0	1	3	4	1	4	2	1	0	16
1/11 Carleton	*	29	0-5	0-4	0-0	2	2	4	1	3	2	2	1	0
1/15 @ St. Thomas	*	30	1-5	0-0	0-0	0	0	0	1	3	1	0	0	2
1/18 @ Saint Mary's	*	22	1-6	0-3	0-0	1	2	3	1	0	0	1	0	2
1/22 Hamline	*	31	4-8	3-5	0-0	1	3	4	1	1	1	0	1	11
1/25 @ Concordia	*	34	2-3	1-2	0-0	0	2	2	1	1	2	0	0	5
1/29 @ Augsburg	*	34	6-10	3-6	0-0	1	0	1	1	1	1	0	0	15
2/1 St. Olaf	*	35	8-11	4-6	0-0	2	2	4	0	1	1	0	0	20
2/3 Saint John's	*	33	4-7	1-3	1-1	2	1	3	2	3	3	0	1	10
2/5 Macalester														
2/8 @ Carleton														
2/12 @ Bethel														
2/15 Saint Mary's														
2/19 St. Thomas														

Dick's Career Numbers

Season	GP-GS	Min./Avg.	FG-A	Pct.	3pt FG-A	Pct.	FT-A	Pct.	OReb	DReb	Tot.	Avg.	PF	FO	A	TO	Blk	Stl	Pts.	Avg.
2010-11	2-0	1/0.5	0-0	.000	0-0	.000	0-0	.000	0	0	0	0.0	0	0	0	0	0	0	0	0.0
2011-12	20-0	164/8.2	5-21	.238	1-10	.100	4-5	.800	5	16	21	1.1	12	0	8	2	0	4	15	0.8
2012-13	24-24	692/28.8	67-136	.493	29-64	.453	15-18	.833	20	64	84	3.5	36	0	33	23	7	24	178	7.4
2013-14	20-20	618/30.9	86-159	.541	45-89	.506	14-17	.824	17	48	65	3.3	24	0	23	20	8	13	231	11.6
Total	66-44	1475/22.3	158-316	.500	75-163	.460	33-40	.825	42	128	170	2.6	72	0	64	45	15	41	424	6.4

Alec Koster



23

Wing
Freshman

Height: 6'1"
Weight: 185

Redwood Falls, Minnesota
Redwood Valley High School

Major: Undeclared

Parents: Daniel and Joan Koster
of Redwood Falls, Minnesota

Koster's Career Highs

Points:	3 (3x) last vs. Carleton (Jan. 11, 2014)
Rebounds:	3 vs. Bethel (Jan. 8, 2014)
Assists:	2 (2x) last vs. Augsburg (Jan. 29, 2014)
Minutes	23 vs. Carleton (Jan. 11, 2014)

2013-14 Game-by-Game Statistics

Game	GS	Min.	FG-A	3pt FG-A	FT-A	OReb	DReb	Tot.	PF	A	TO	Blk	Stl	Pts.
11/15 Simpson	-	-	-	-	-	-	DNP	-	-	-	-	-	-	-
11/16 Buena Vista	-	-	-	-	-	-	DNP	-	-	-	-	-	-	-
11/19 @ Bethany	-	-	-	-	-	-	DNP	-	-	-	-	-	-	-
11/26 @ UM-Morris	-	-	-	-	-	-	DNP	-	-	-	-	-	-	-
12/4 @ Hamline	-	-	-	-	-	-	DNP	-	-	-	-	-	-	-
12/7 Concordia	-	-	-	-	-	-	DNP	-	-	-	-	-	-	-
12/9 Augsburg	-	-	-	-	-	-	DNP	-	-	-	-	-	-	-
12/11 @ Saint John's	-	-	-	-	-	-	DNP	-	-	-	-	-	-	-
12/31 UW-La Crosse	-	-	-	-	-	-	DNP	-	-	-	-	-	-	-
1/4 @ St. Olaf	9	1-2	1-1	0-0	1	0	1	0	0	0	0	1	3	
1/6 @ Macalester	9	0-0	0-0	0-0	0	0	0	3	0	0	0	0	0	
1/8 Bethel	15	1-5	1-4	0-0	0	3	3	1	1	0	0	0	3	
1/11 Carleton	23	1-5	1-3	0-0	1	0	1	0	1	2	0	1	3	
1/15 @ St. Thomas	10	0-2	0-0	2-2	0	2	2	0	0	0	0	1	2	
1/18 @ Saint Mary's	13	0-1	0-1	0-0	0	0	0	2	2	3	0	0	2	
1/22 Hamline	2	0-0	0-0	0-0	0	0	0	0	0	0	0	0	0	
1/25 @ Concordia	-	-	-	-	-	-	DNP	-	-	-	-	-	-	
1/29 @ Augsburg	11	0-2	0-2	0-0	0	0	0	1	2	0	0	0	0	
2/1 St. Olaf	-	-	-	-	-	-	DNP	-	-	-	-	-	-	
2/3 Saint John's	-	-	-	-	-	-	DNP	-	-	-	-	-	-	
2/5 Macalester	-	-	-	-	-	-	-	-	-	-	-	-	-	
2/8 @ Carleton	-	-	-	-	-	-	-	-	-	-	-	-	-	
2/12 @ Bethel	-	-	-	-	-	-	-	-	-	-	-	-	-	
2/15 Saint Mary's	-	-	-	-	-	-	-	-	-	-	-	-	-	
2/19 St. Thomas	-	-	-	-	-	-	-	-	-	-	-	-	-	

Koster's Career Numbers

Season	GP-GS	Min./Avg.	FG-A	Pct.	3pt FG-A	Pct.	FT-A	Pct.	OReb	DReb	Tot.	Avg.	PF	FO	A	TO	Blk	Stl	Pts.	Avg.
2013-14	8-0	92/11.5	3-17	.176	3-11	.273	2-2	1.000	2	5	7	0.9	7	0	6	5	0	3	11	1.4
Total	8-0	92/11.5	3-17	.176	3-11	.273	2-2	1.000	2	5	7	0.9	7	0	6	5	0	3	11	1.4

Martin Feddersen



32

Wing
Junior

Height: 6'4"
Weight: 195

Winona, Minnesota
Winona High School

Major: History, Psychology

Parents: Rod and Deb
Feddersen of Winona,
Minnesota

Feddersen's Career Highs

Points:	14 vs. Saint John's (Feb. 3, 2014)
Rebounds:	10 vs. St. Thomas (Jan. 15, 2014)
Assists:	11 vs. Buena Vista (Nov. 16, 2013)
Minutes	36 vs. Bethel (Jan. 8, 2014)

2013-14 Game-by-Game Statistics

Game	GS	Min.	FG-A	3pt FG-A	FT-A	OReb	DReb	Tot.	PF	A	TO	Blk	Stl	Pts.
11/15 Simpson	*	28	0-2	0-0	1-4	1	7	8	3	7	3	0	1	1
11/16 Buena Vista	*	29	2-4	2-2	4-4	1	4	5	2	11	2	0	0	10
11/19 @ Bethany	*	30	1-1	0-0	1-3	1	4	5	1	9	3	1	2	3
11/26 @ UM-Morris	*	22	2-2	0-0	1-2	1	1	2	2	2	2	1	0	5
12/4 @ Hamline	*	25	0-0	0-0	3-4	0	3	3	3	3	5	0	2	3
12/7 Concordia	*	28	3-4	0-0	0-0	1	2	3	2	5	3	0	4	6
12/9 Augsburg	*	24	3-4	0-0	3-4	0	1	1	3	4	1	0	5	9
12/11 @ Saint John's	*	19	2-5	1-1	0-0	2	3	5	2	3	2	0	0	5
12/31 UW-La Crosse	*	32	2-5	0-0	7-9	0	4	4	5	5	5	0	1	11
1/4 @ St. Olaf	*	25	1-4	0-0	4-5	1	6	7	3	4	5	1	1	6
1/6 @ Macalester	*	27	3-8	0-0	4-5	1	0	1	2	4	0	0	5	10
1/8 Bethel	*	36	3-5	1-1	1-2	0	6	6	4	4	7	0	0	8
1/11 Carleton	*	25	1-2	0-1	0-0	0	6	6	0	1	0	0	1	2
1/15 @ St. Thomas	*	35	5-9	1-1	2-4	3	7	10	3	5	8	1	2	13
1/18 @ Saint Mary's	*	22	5-5	0-0	1-2	1	1	2	2	2	5	0	2	11
1/22 Hamline	*	24	3-4	0-0	2-2	2	3	5	2	1	1	0	1	8
1/25 @ Concordia	*	28	5-7	0-0	1-2	3	2	5	4	4	3	2	2	11
1/29 @ Augsburg	*	27	6-8	0-0	1-1	0	2	2	4	1	1	0	1	13
2/1 St. Olaf	*	6	1-1	0-0	0-0	0	0	0	4	1	1	0	0	2
2/3 Saint John's	*	23	6-9	0-1	2-2	1	2	3	3	1	5	0	0	14
2/5 Macalester														
2/8 @ Carleton														
2/12 @ Bethel														
2/15 Saint Mary's														
2/19 St. Thomas														

Feddersen's Career Numbers

Season	GP-GS	Min./Avg.	FG-A	Pct.	3pt FG-A	Pct.	FT-A	Pct.	OReb	DReb	Tot.	Avg.	PF	FO	A	TO	Blk	Stl	Pts.	Avg.
2011-12	8-0	9/1.1	1-1	1.000	0-0	.000	1-2	.500	1	3	4	0.5	1	0	0	1	0	0	3	0.4
2012-13	18-0	324/18.0	13-26	.500	0-3	.000	11-16	.688	12	37	49	2.7	38	1	41	19	7	27	37	2.1
2013-14	20-20	515/25.8	54-89	.607	5-7	.714	38-55	.691	19	64	83	4.2	54	1	77	62	6	30	151	7.6
Total	46-20	848/18.4	68-116	.586	5-10	.500	50-73	.685	32	104	136	3.0	93	2	118	82	13	57	191	4.2



Peter Kruize



33

Post
Freshman

Height: 6'7"
Weight: 215

St. Peter, Minnesota
St. Peter High School

Major: Undeclared

Parents: Peter and Victoria
Kruize of St. Peter, Minnesota

Kruize's Career Highs

Points:	16 vs. Simpson (Nov. 15, 2013)
Rebounds:	8 (2x) last vs. Macalester (Jan. 6, 2014)
Assists:	3 vs. Simpson (Nov. 15, 2013)
Minutes	30 vs. Augsburg (Jan. 29, 2014)

2013-14 Game-by-Game Statistics

Game	GS	Min.	FG-A	3pt FG-A	FT-A	OReb	DReb	Tot.	PF	A	TO	Blk	Stl	Pts.
11/15 Simpson	20	6-7	0-0	4-7	1	7	8	2	3	2	2	0	16	
11/16 Buena Vista	14	2-6	0-0	0-0	1	0	1	3	1	2	0	0	4	
11/19 @ Bethany	16	2-5	0-0	0-0	1	1	2	2	3	1	1	0	4	
11/26 @ UM-Morris	19	3-6	0-0	1-2	1	5	6	2	2	2	0	0	7	
12/4 @ Hamline	16	3-5	0-0	0-1	1	2	3	1	1	2	1	1	6	
12/7 Concordia	10	2-3	0-0	2-4	0	1	1	2	0	2	0	0	6	
12/9 Augsburg	16	4-8	0-0	0-1	0	2	2	4	0	4	0	0	8	
12/11 @ Saint John's	17	5-9	0-0	0-0	2	2	4	2	0	2	0	1	10	
12/31 UW-La Crosse	5	3-3	0-0	1-2	0	0	0	3	0	1	1	0	7	
1/4 @ St. Olaf	21	4-5	0-0	3-3	2	2	4	3	0	2	0	0	11	
1/6 @ Macalester	20	4-9	0-0	0-0	1	7	8	2	2	1	0	1	8	
1/8 Bethel	19	5-7	0-0	2-2	0	1	1	1	0	1	0	0	12	
1/11 Carleton	18	5-8	0-0	1-2	0	3	3	1	1	2	0	0	11	
1/15 @ St. Thomas	21	3-7	0-0	0-0	1	3	4	2	1	1	0	0	6	
1/18 @ Saint Mary's	21	7-11	0-0	1-2	1	1	2	0	2	0	0	0	15	
1/22 Hamline	20	4-5	0-0	3-3	0	3	3	1	0	0	0	0	11	
1/25 @ Concordia	12	0-3	0-0	0-0	1	2	3	1	0	1	0	0	0	
1/29 @ Augsburg	30	4-11	0-0	4-4	1	6	7	3	2	0	0	0	12	
2/1 St. Olaf	14	3-5	0-0	1-1	0	2	2	0	0	0	0	0	7	
2/3 Saint John's	13	2-4	0-0	0-1	0	1	1	1	0	1	1	1	4	
2/5 Macalester														
2/8 @ Carleton														
2/12 @ Bethel														
2/15 Saint Mary's														
2/19 St. Thomas														

Kruize's Career Numbers

Season	GP-GS	Min./Avg.	FG-A	Pct.	3pt FG-A	Pct.	FT-A	Pct.	OReb	DReb	Tot.	Avg.	PF	FO	A	TO	Blk	Stl	Pts.	Avg.
2013-14	20-0	342/17.1	71-127	.559	0-0	.000	23-35	.657	14	51	65	3.3	36	0	18	27	6	4	165	8.3
Total	20-0	342/17.1	71-127	.559	0-0	.000	23-35	.657	14	51	65	3.3	36	0	18	27	6	4	165	8.3

Brian Jacobs



34

Post Junior

Height: 6'7"
Weight: 210

Lake Crystal, Minnesota
Lake Crystal Wellcome Memorial High School

Major: Accounting

Parents: Anthony and Laurie Jacobs of Lake Crystal, Minnesota

Jacobs's Career Highs

Points:	20 vs. Saint John's (Feb. 3, 2014)
Rebounds:	6 vs. Bethel (Dec. 5, 2012)
Assists:	3 vs. St. Olaf (Feb. 1, 2014)
Minutes	31 (2x) last vs. St. Olaf (Feb. 1, 2014)


2013-14 Game-by-Game Statistics

Game	GS	Min.	FG-A	3pt FG-A	FT-A	OReb	DReb	Tot.	PF	A	TO	Blk	Stl	Pts.
11/15 Simpson	*	20	6-7	3-3	2-2	0	1	1	4	1	0	0	0	17
11/16 Buena Vista	*	27	5-11	2-5	0-0	0	0	0	1	1	0	0	1	12
11/19 @ Bethany	*	21	2-4	0-1	0-1	0	2	2	3	2	2	0	2	4
11/26 @ UM-Morris	*	18	2-3	1-2	2-2	1	1	2	3	0	1	0	1	7
12/4 @ Hamline	*	21	1-5	0-2	2-4	2	2	4	2	1	1	0	2	4
12/7 Concordia	*	23	5-5	0-0	4-4	0	2	2	4	0	0	0	1	14
12/9 Augsburg	*	24	6-8	1-2	2-3	1	3	4	1	0	1	0	0	15
12/11 @ Saint John's	*	18	1-4	0-2	1-1	0	0	0	1	0	0	1	0	3
12/31 UW-La Crosse	*	29	3-9	1-4	0-0	1	0	1	1	1	0	1	2	7
1/4 @ St. Olaf	*	21	2-2	0-0	4-4	0	2	2	3	2	0	3	1	8
1/6 @ Macalester	*	11	2-4	0-0	0-0	0	1	1	3	0	2	0	0	4
1/8 Bethel	*	23	1-3	0-1	0-1	0	1	1	2	1	2	0	0	2
1/11 Carleton	*	20	7-11	2-4	2-2	1	1	2	2	2	0	0	0	18
1/15 @ St. Thomas	*	16	2-6	0-1	0-0	0	1	1	2	0	1	0	0	4
1/18 @ Saint Mary's	*	21	6-6	1-1	0-0	1	3	4	3	0	2	1	1	13
1/22 Hamline	*	18	4-6	0-2	1-1	1	0	1	4	0	1	0	1	9
1/25 @ Concordia	*	31	4-7	1-2	0-0	0	0	0	2	0	0	1	0	9
1/29 @ Augsburg	*	15	1-2	0-0	0-2	0	2	2	4	1	1	0	1	2
2/1 St. Olaf	*	31	5-11	1-3	1-2	0	4	4	4	3	1	1	1	12
2/3 Saint John's	*	30	9-13	1-2	1-1	0	3	3	3	0	2	0	0	20
2/5 Macalester														
2/8 @ Carleton														
2/12 @ Bethel														
2/15 Saint Mary's														
2/19 St. Thomas														

Jacobs's Career Numbers

Season	GP-GS	Min./Avg.	FG-A	Pct.	3pt FG-A	Pct.	FT-A	Pct.	OReb	DReb	Tot.	Avg.	PF	FO	A	TO	Blk	Stl	Pts.	Avg.
2011-12	4-0	2/0.5	1-1	1.000	0-0	.000	0-0	.000	0	2	2	0.5	0	0	0	0	0	0	2	0.5
2012-13	18-0	156/8.7	10-27	.370	2-6	.333	1-5	.200	8	17	25	1.4	12	0	13	9	6	6	23	1.3
2013-14	20-20	438/21.9	74-127	.583	14-37	.378	22-30	.733	8	29	37	1.9	52	0	15	17	8	14	184	9.2
Total	42-20	596/14.2	85-155	.548	16-43	.372	23-35	.657	16	48	64	1.5	64	0	28	26	14	20	209	5.0

Brody Ziegler



42

Post
Sophomore

Height: 6'6"
Weight: 200

Mankato, Minnesota
Mankato East High School

Major: Undeclared

Parents: Bruce and Paula
Ziegler of Mankato, Minnesota

Ziegler's Career Highs

Points:	20 vs. Bethany Lutheran (Nov. 19, 2013)
Rebounds:	9 (2x); last vs. UW-La Crosse (Dec. 31, 2013)
Assists:	3 (2x) last vs. St. Olaf (Feb. 1, 2014)
Minutes	32 (2x) last vs. St. Thomas (Jan. 15, 2014)

2013-14 Game-by-Game Statistics

Game	GS	Min.	FG-A	3pt FG-A	FT-A	OReb	DReb	Tot.	PF	A	TO	Blk	Stl	Pts.
11/15 Simpson	*	16	6-8	0-0	0-0	2	3	5	4	0	2	1	0	12
11/16 Buena Vista	*	20	4-8	0-0	0-0	0	5	5	5	2	0	1	1	8
11/19 @ Bethany	*	23	8-11	0-0	4-5	2	2	4	2	0	1	0	0	20
11/26 @ UM-Morris	*	25	4-4	0-0	1-2	0	5	5	4	0	2	0	0	9
12/4 @ Hamline	*	26	6-9	0-0	5-7	1	3	4	2	0	1	0	1	17
12/7 Concordia	*	31	6-7	0-0	6-9	2	5	7	2	3	3	2	2	18
12/9 Augsburg	*	24	3-6	0-0	0-0	3	0	3	2	1	0	2	2	6
12/11 @ Saint John's	*	23	6-9	0-0	2-3	3	4	7	1	2	0	0	0	14
12/31 UW-La Crosse	*	32	4-11	0-0	5-8	5	4	9	2	0	2	1	1	13
1/4 @ St. Olaf	*	21	6-8	0-0	2-2	0	1	1	2	0	2	2	0	14
1/6 @ Macalester	*	21	7-9	0-0	0-0	3	0	3	1	2	2	1	2	14
1/8 Bethel	*	26	4-9	0-0	2-4	2	6	8	3	1	1	0	1	10
1/11 Carleton	*	22	3-7	0-0	0-1	1	6	7	2	2	0	1	0	6
1/15 @ St. Thomas	*	32	3-9	0-0	1-3	2	2	4	3	0	3	1	1	7
1/18 @ Saint Mary's	*	18	9-12	0-0	1-3	0	1	1	1	0	0	0	1	19
1/22 Hamline	*	25	4-10	0-0	0-1	2	4	6	2	1	2	3	0	8
1/25 @ Concordia	*	28	6-7	0-0	4-7	1	3	4	2	2	2	1	0	16
1/29 @ Augsburg	*	24	2-5	0-0	2-6	0	6	6	2	0	2	2	2	6
2/1 St. Olaf	*	28	2-4	0-0	0-0	2	2	4	2	3	4	3	0	4
2/3 Saint John's	*	27	2-5	0-0	3-4	1	4	5	2	1	3	1	0	7
2/5 Macalester														
2/8 @ Carleton														
2/12 @ Bethel														
2/15 Saint Mary's														
2/19 St. Thomas														

Ziegler's Career Numbers

Season	GP-GS	Min./Avg.	FG-A	Pct.	3pt FG-A	Pct.	FT-A	Pct.	OReb	DReb	Tot.	Avg.	PF	FO	A	TO	Blk	Stl	Pts.	Avg.
2012-13	19-0	286/15.1	41-73	.562	0-0	.000	14-25	.560	25	42	67	3.5	21	0	12	15	9	13	96	5.1
2013-14	20-20	492/24.6	95-158	.601	0-0	.000	38-65	.585	32	66	98	4.9	46	1	20	32	22	14	228	11.4
Total	39-20	778/19.9	136-231	.589	0-0	.000	52-90	.578	57	108	165	4.2	67	1	32	47	31	27	324	8.3

Scott Mulder



43

Post
Sophomore

Height: 6'7"
Weight: 205

Sioux Falls, South Dakota
Lincoln High School

Major: Biochemistry and
Molecular Biology

Mulder's Career Highs

Points:	4 vs. Macalester (Jan. 6, 2014)
Rebounds:	2 vs. Macalester (Jan. 6, 2014)
Assists:	-
Minutes	3 vs. Macalester (Jan. 6, 2014)

2013-14 Game-by-Game Statistics

Game	GS	Min.	FG-A	3pt FG-A	FT-A	OReb	DReb	Tot.	PF	A	TO	Blk	Stl	Pts.
11/15 Simpson	-	-	-	-	-	-	DNP	-	-	-	-	-	-	-
11/16 Buena Vista	-	-	-	-	-	-	DNP	-	-	-	-	-	-	-
11/19 @ Bethany	1	0-0	0-0	0-0	0	0	0	0	0	0	0	0	0	0
11/26 @ UM-Morris	-	-	-	-	-	-	DNP	-	-	-	-	-	-	-
12/4 @ Hamline	-	-	-	-	-	-	DNP	-	-	-	-	-	-	-
12/7 Concordia	-	-	-	-	-	-	DNP	-	-	-	-	-	-	-
12/9 Augsburg	2	0-0	0-0	0-0	0	0	0	0	0	0	0	0	0	0
12/11 @ Saint John's	-	-	-	-	-	-	DNP	-	-	-	-	-	-	-
12/31 UW-La Crosse	-	-	-	-	-	-	DNP	-	-	-	-	-	-	-
1/4 @ St. Olaf	-	-	-	-	-	-	DNP	-	-	-	-	-	-	-
1/6 @ Macalester	3	1-2	0-0	2-2	1	1	2	0	0	0	0	0	0	4
1/8 Bethel	-	-	-	-	-	-	DNP	-	-	-	-	-	-	-
1/11 Carleton	2	0-0	0-0	0-0	1	0	1	0	0	1	0	0	0	0
1/15 @ St. Thomas	-	-	-	-	-	-	DNP	-	-	-	-	-	-	-
1/18 @ Saint Mary's	1	0-0	0-0	0-0	0	1	1	0	0	0	0	0	0	0
1/22 Hamline	1	0-0	0-0	0-0	1	0	1	0	0	0	1	0	0	0
1/25 @ Concordia	-	-	-	-	-	-	DNP	-	-	-	-	-	-	-
1/29 @ Augsburg	-	-	-	-	-	-	DNP	-	-	-	-	-	-	-
2/1 St. Olaf	-	-	-	-	-	-	DNP	-	-	-	-	-	-	-
2/3 Saint John's	-	-	-	-	-	-	DNP	-	-	-	-	-	-	-
2/5 Macalester	-	-	-	-	-	-	-	-	-	-	-	-	-	-
2/8 @ Carleton	-	-	-	-	-	-	-	-	-	-	-	-	-	-
2/12 @ Bethel	-	-	-	-	-	-	-	-	-	-	-	-	-	-
2/15 Saint Mary's	-	-	-	-	-	-	-	-	-	-	-	-	-	-
2/19 St. Thomas	-	-	-	-	-	-	-	-	-	-	-	-	-	-

Mulder's Career Numbers

Season	GP-GS	Min./Avg.	FG-A	Pct.	3pt FG-A	Pct.	FT-A	Pct.	OReb	DReb	Tot.	Avg.	PF	FO	A	TO	Blk	Stl	Pts.	Avg.
2013-14	6-0	10/1.7	1-2	.500	0-0	.000	2-2	1.000	3	2	5	0.8	0	0	0	1	1	0	4	0.7
Total	6-0	10/1.7	1-2	.500	0-0	.000	2-2	1.000	3	2	5	0.8	0	0	0	1	1	0	4	0.7

Sergio Najera



44

Post
Sophomore

Height: 6'6"
Weight: 195

New Prague, Minnesota
New Prague High School

Major: Undeclared

Parents: Ruben and Melissa
Najera of New Prague,
Minnesota

Najera's Career Highs

Points:	12 vs. Saint John's (Dec. 11, 2013)
Rebounds:	9 vs. Minnesota-Morris (Nov. 23, 2013)
Assists:	4 (2x); last vs. St. Olaf (Jan. 4, 2014)
Minutes	25 (2x) last vs. Macalester (Jan. 6, 2014)

2013-14 Game-by-Game Statistics

Game	GS	Min.	FG-A	3pt FG-A	FT-A	OReb	DReb	Tot.	PF	A	TO	Blk	Stl	Pts.
11/15 Simpson	25	2-5	0-1	0-1	0	2	2	3	1	4	1	0	4	
11/16 Buena Vista	18	3-6	0-2	0-0	3	1	4	3	4	2	0	0	6	
11/19 @ Bethany	19	4-8	0-0	1-2	4	0	4	1	2	2	1	0	9	
11/26 @ UM-Morris	18	4-9	1-2	2-2	2	7	9	3	1	6	0	1	11	
12/4 @ Hamline	16	2-3	1-1	4-4	1	2	3	4	1	0	0	1	9	
12/7 Concordia	15	1-6	0-1	0-0	2	3	5	0	0	2	0	0	2	
12/9 Augsburg	15	2-5	0-1	0-0	1	1	2	2	2	1	0	0	4	
12/11 @ Saint John's	22	4-5	0-0	4-8	3	2	5	2	2	1	2	0	12	
12/31 UW-La Crosse	11	1-3	0-0	0-0	0	0	0	1	1	1	0	0	2	
1/4 @ St. Olaf	16	0-2	0-1	2-2	1	0	1	1	4	2	0	1	2	
1/6 @ Macalester	25	0-3	0-0	1-2	2	4	6	0	3	5	0	2	1	
1/8 Bethel	3	0-0	0-0	0-0	0	0	0	0	0	0	0	0	0	
1/11 Carleton	18	1-1	0-0	0-0	1	4	5	1	1	5	1	0	2	
1/15 @ St. Thomas	11	1-1	1-1	0-0	1	2	3	2	0	1	0	0	3	
1/18 @ Saint Mary's	19	3-6	0-0	4-5	4	3	7	2	2	2	0	2	10	
1/22 Hamline	14	0-1	0-0	2-2	0	2	2	0	2	1	0	2	2	
1/25 @ Concordia	9	0-1	0-0	0-0	0	1	1	1	0	1	0	0	0	
1/29 @ Augsburg	12	1-4	0-1	0-0	0	2	2	0	0	1	0	0	2	
2/1 St. Olaf	7	1-1	0-0	0-0	0	0	0	0	1	2	0	0	2	
2/3 Saint John's	10	1-1	0-0	2-3	0	3	3	1	0	0	1	2	4	
2/5 Macalester														
2/8 @ Carleton														
2/12 @ Bethel														
2/15 Saint Mary's														
2/19 St. Thomas														

Najera's Career Numbers

Season	GP-GS	Min./Avg.	FG-A	Pct.	3pt FG-A	Pct.	FT-A	Pct.	OReb	DReb	Tot.	Avg.	PF	FO	A	TO	Blk	Stl	Pts.	Avg.
2012-13	8-0	16/2.0	3-6	.500	0-0	.000	0-0	.000	1	3	4	0.5	1	0	1	0	0	1	6	0.8
2013-14	20-0	303/15.2	31-71	.437	3-11	.273	22-31	.710	25	39	64	3.2	27	0	27	39	6	11	87	4.4
Total	28-0	319/11.4	34-77	.442	3-11	.273	22-31	.710	26	42	68	2.4	28	0	28	39	6	12	93	3.3

Dane Schmid



50

Post Junior

Height: 6'9"
Weight: 230

Mahtomedi, Minnesota
Mahtomedi High School

Major: Undeclared

Parents: Geoff and Cindy
Schmid of Mahtomedi,
Minnesota

Schmid's Career Highs

Points:	2 vs. Saint Mary's (Jan. 30, 2013)
Rebounds:	2 vs. Hamline (Feb. 2, 2013)
Assists:	1 (2x), last: vs. Hamline (Feb. 2, 2013)
Minutes	7 (2x), last: vs. Saint Mary's (Jan. 30, 2013)

2013-14 Game-by-Game Statistics

Game	GS	Min.	FG-A	3pt FG-A	FT-A	OReb	DReb	Tot.	PF	A	TO	Blk	Stl	Pts.
11/15 Simpson	-	-	-	-	-	-	DNP	-	-	-	-	-	-	-
11/16 Buena Vista	-	-	-	-	-	-	DNP	-	-	-	-	-	-	-
11/19 @ Bethany	-	-	-	-	-	-	DNP	-	-	-	-	-	-	-
11/26 @ UM-Morris	-	-	-	-	-	-	DNP	-	-	-	-	-	-	-
12/4 @ Hamline	-	-	-	-	-	-	DNP	-	-	-	-	-	-	-
12/7 Concordia	-	-	-	-	-	-	DNP	-	-	-	-	-	-	-
12/9 Augsburg	-	-	-	-	-	-	DNP	-	-	-	-	-	-	-
12/11 @ Saint John's	-	-	-	-	-	-	DNP	-	-	-	-	-	-	-
12/31 UW-La Crosse	-	-	-	-	-	-	DNP	-	-	-	-	-	-	-
1/4 @ St. Olaf	-	-	-	-	-	-	DNP	-	-	-	-	-	-	-
1/6 @ Macalester	-	-	-	-	-	-	DNP	-	-	-	-	-	-	-
1/8 Bethel	-	-	-	-	-	-	DNP	-	-	-	-	-	-	-
1/11 Carleton	-	-	-	-	-	-	DNP	-	-	-	-	-	-	-
1/15 @ St. Thomas	-	-	-	-	-	-	DNP	-	-	-	-	-	-	-
1/18 @ Saint Mary's	-	-	-	-	-	-	DNP	-	-	-	-	-	-	-
1/22 Hamline	-	-	-	-	-	-	DNP	-	-	-	-	-	-	-
1/25 @ Concordia	-	-	-	-	-	-	DNP	-	-	-	-	-	-	-
1/29 @ Augsburg	-	-	-	-	-	-	DNP	-	-	-	-	-	-	-
2/1 St. Olaf	-	-	-	-	-	-	DNP	-	-	-	-	-	-	-
2/3 Saint John's	-	-	-	-	-	-	DNP	-	-	-	-	-	-	-
2/5 Macalester	-	-	-	-	-	-	DNP	-	-	-	-	-	-	-
2/8 @ Carleton	-	-	-	-	-	-	DNP	-	-	-	-	-	-	-
2/12 @ Bethel	-	-	-	-	-	-	DNP	-	-	-	-	-	-	-
2/15 Saint Mary's	-	-	-	-	-	-	DNP	-	-	-	-	-	-	-
2/19 St. Thomas	-	-	-	-	-	-	DNP	-	-	-	-	-	-	-

Schmid's Career Numbers

Season	GP-GS	Min./Avg.	FG-A	Pct.	3pt FG-A	Pct.	FT-A	Pct.	OReb	DReb	Tot.	Avg.	PF	FO	A	TO	Blk	Stl	Pts.	Avg.
2012-13	10-0	29/2.9	1-4	.250	0-0	.000	0-0	.000	1	2	3	0.3	1	0	2	5	0	2	2	0.2
2013-14	-	-	-	-	-	-	-	-	-	-	-	-	-	-	-	-	-	-	-	-
Total	10-0	29/2.9	1-4	.250	0-0	.000	0-0	.000	1	2	3	0.3	1	0	2	5	0	2	2	0.2

Gustavus Adolphus Basketball Gustavus Adolphus Combined Team Statistics (as of Feb 04, 2014) All games

RECORD:	OVERALL	HOME	AWAY	NEUTRAL
ALL GAMES	12-8	6-4	6-4	0-0
CONFERENCE	9-6	4-3	5-3	0-0
NON-CONFERENCE	3-2	2-1	1-1	0-0

##	Player	gp-gs	min	avg	Total		3-Point		F-Throw		Rebounds				pf	dq	a	to	blk	stl	pts	avg
					fg-fga	pct	3fg-fga	pct	ft-fa	pct	off	def	tot	avg								
21	Jordan Dick	20-20	618	30.9	86-159	.541	45-89	.506	14-17	.824	17	48	65	3.3	24	0	23	20	8	13	231	11.6
10	Isaac Tapp	11-11	315	28.6	53-100	.530	8-15	.533	13-18	.722	13	19	32	2.9	11	0	17	17	1	10	127	11.5
42	Brody Ziegler	20-20	492	24.6	95-158	.601	0-0	.000	38-65	.585	32	66	98	4.9	46	1	20	32	22	14	228	11.4
34	Brian Jacobs	20-20	438	21.9	74-127	.583	14-37	.378	22-30	.733	8	29	37	1.9	52	0	15	17	8	14	184	9.2
33	Peter Kruize	20-0	342	17.1	71-127	.559	0-0	.000	23-35	.657	14	51	65	3.3	36	0	18	27	6	4	165	8.3
32	Martin Feddersen	20-20	515	25.8	54-89	.607	5-7	.714	38-55	.691	19	64	83	4.2	54	1	77	62	6	30	151	7.6
02	Gary Cooper	5-0	56	11.2	11-24	.458	1-5	.200	2-2	1.000	0	8	8	1.6	5	0	9	3	0	3	25	5.0
44	Sergio Najera	20-0	303	15.2	31-71	.437	3-11	.273	22-31	.710	25	39	64	3.2	27	0	27	39	6	11	87	4.4
03	Chad Poppen	20-0	359	18.0	29-72	.403	10-42	.238	11-17	.647	5	35	40	2.0	19	0	23	20	1	16	79	4.0
12	Chris Narum	20-9	342	17.1	15-40	.375	12-28	.429	5-9	.556	8	31	39	2.0	28	0	34	16	0	13	47	2.4
20	Coleman Sweeney	8-0	80	10.0	4-16	.250	3-7	.429	6-11	.545	0	6	6	0.8	20	0	12	5	1	3	17	2.1
23	Alec Koster	8-0	92	11.5	3-17	.176	3-11	.273	2-2	1.000	2	5	7	0.9	7	0	6	5	0	3	11	1.4
43	Scott Mulder	6-0	10	1.7	1-2	.500	0-0	.000	2-2	1.000	3	2	5	0.8	0	0	0	1	1	0	4	0.7
04	Jed Kreuser	9-0	20	2.2	1-7	.143	0-5	.000	0-0	.000	0	1	1	0.1	0	0	2	0	0	1	2	0.2
05	Malcolm Farley	8-0	18	2.3	0-1	.000	0-0	.000	0-0	.000	0	1	1	0.1	1	0	2	0	0	1	0	0.0
Total.....		20	4000		528-1010	.523	104-257	.405	198-294	.673	168	433	601	30.1	330	2	285	270	60	136	1358	67.9
Opponents.....		20	4000		442-1000	.442	109-329	.331	254-362	.702	171	358	529	26.5	311	-	212	261	39	133	1247	62.3

TEAM STATISTICS	GAC	OPP	Date	Opponent	Score	Att.	
SCORING	1358	1247	11/15/13	SIMPSON	w	68-83	487
Points per game	67.9	62.3	11/16/13	BUENA VISTA	w	69-82	468
Scoring margin	+5.6	-	11/19/13	at Bethany Lutheran	w	80-63	450
FIELD GOALS-ATT	528-1010	442-1000	11/23/13	at Minnesota Morris	L	64-68	389
Field goal pct	.523	.442	* 12/4/13	at Hamline University	w	80-62	385
3 POINT FG-ATT	104-257	109-329	* 12/7/13	CONCORDIA COLLEGE	w	64-78	324
3-point FG pct	.405	.331	* 12/9/13	AUGSBURG	w	54-74	268
3-pt FG made per game	5.2	5.5	* 12/11/13	at Saint John's Univ.	w	71-47	391
FREE THROWS-ATT	198-294	254-362	12/31/13	UW-LA CROSSE	L	73-58	413
Free throw pct	.673	.702	* 01/04/13	at St. Olaf	L	58-80	364
F-Throws made per game	9.9	12.7	* 1/6/14	at Macalester	w	75-52	110
REBOUNDS	601	529	* 1/8/14	BETHEL	L	68-60	423
Rebounds per game	30.1	26.5	* 1/11/14	CARLETON	w	39-57	386
Rebounding margin	+3.6	-	* 1-15-14	at St. Thomas	L	50-61	730
ASSISTS	285	212	* 1/18/14	at Saint Mary's	w	80-61	257
Assists per game	14.3	10.6	* 1/22/14	HAMLIN	w	44-65	327
TURNOVERS	270	261	* 1/25/14	at Concordia College	w	49-46	345
Turnovers per game	13.5	13.1	* 01/29/14	at Augsburg	L	59-83	218
Turnover margin	-0.4	-	* 2/1/14	ST. OLAF	L	77-72	323
Assist/turnover ratio	1.1	0.8	* 2/3/14	SAINT JOHN'S UNIV.	L	68-63	143
STEALS	136	133	* - Conference game				
Steals per game	6.8	6.7					
BLOCKS	60	39					
Blocks per game	3.0	2.0					
ATTENDANCE	3562	3639					
Home games-Avg/Game	10-356	10-364					
Neutral site-Avg/Game	-	0-0					

Score by Periods	1st	2nd	Totals
Gustavus Adolphus	627	731	1358
Opponents	600	647	1247

Gustavus Adolphus Basketball
Gustavus Adolphus Season Schedule/Results & Leaders (as of Feb 04, 2014)
All games

RECORD:	OVERALL	HOME	AWAY	NEUTRAL
ALL GAMES	12-8	6-4	6-4	0-0
CONFERENCE	9-6	4-3	5-3	0-0
NON-CONFERENCE	3-2	2-1	1-1	0-0

Date	Opponent	Score	Att.	High Points	High Rebounds
11/15/13	SIMPSON	w 83-68	487	(17)Brian Jacobs (17)Isaac Tapp	(8)Martin Feddersen (8)Jordan Dick (8)Peter Kruise
11/16/13	BUENA VISTA	w 82-69	468	(20)Jordan Dick	(6)Chris Narum
11/19/13	at Bethany Lutheran	w 80-63	450	(20)Brody Ziegler	(5)Martin Feddersen
11/23/13	at Minnesota Morris	64-68 L	389	(14)Isaac Tapp	(9)Sergio Najera
12/4/13	*at Hamline University	w 80-62	385	(21)Jordan Dick	(4)Brody Ziegler (4)Brian Jacobs (4)Isaac Tapp
12/7/13	*CONCORDIA COLLEGE	w 78-64	324	(18)Brody Ziegler	(7)Brody Ziegler
12/9/13	*AUGSBURG	w 74-54	268	(20)Isaac Tapp	(4)Brian Jacobs (4)Isaac Tapp
12/11/13	*at Saint John's Univ.	w 71-47	391	(17)Jordan Dick	(7)Brody Ziegler
12/31/13	UW-LA CROSSE	58-73 L	413	(13)Brody Ziegler	(9)Brody Ziegler
01/04/13	*at St. Olaf	58-80 L	364	(14)Brody Ziegler	(7)Martin Feddersen
1/6/14	*at Macalester	w 75-52	110	(16)Jordan Dick	(8)Peter Kruise
1/8/14	*BETHEL	60-68 L	423	(16)Jordan Dick	(8)Brody Ziegler
1/11/14	*CARLETON	w 57-39	386	(18)Brian Jacobs	(7)Brody Ziegler
1-15-14	*at St. Thomas	50-61 L	730	(13)Martin Feddersen (13)Chad Poppen	(10)Martin Feddersen
1/18/14	*at Saint Mary's	w 80-61	257	(19)Brody Ziegler	(7)Sergio Najera
1/22/14	*HAMLINE	w 65-44	327	(11)Jordan Dick (11)Peter Kruise	(6)Brody Ziegler
1/25/14	*at Concordia College	w 49-46	345	(16)Brody Ziegler	(5)Chad Poppen (5)Martin Feddersen
01/29/14	*at Augsburg	59-83 L	218	(15)Jordan Dick	(7)Peter Kruise
2/1/14	*ST. OLAF	72-77 L	323	(20)Jordan Dick	(6)Chad Poppen
2/3/14	*SAINT JOHN'S UNIV.	63-68 L	143	(20)Brian Jacobs	(5)Brody Ziegler

* - Conference game

Attendance Summary	Games	Attend	Avg/Game
Home	10	3562	356
Away	10	3639	364
Neutral	0	0	0
Total	20	7201	360

Gustavus Adolphus Basketball Gustavus Adolphus Game-by-Game Highs (as of Feb 04, 2014) All games

Opponent	Date	Score	Points	Rebounds	Assists	Steals	Blocked shots
SIMPSON	11/15/13	83-68	17-Isaac Tapp Brian Jacobs	8-Peter Kruise Jordan Dick Martin Feddersen	7-Martin Feddersen	2-Isaac Tapp	2-Jordan Dick Peter Kruise
BUENA VISTA	11/16/13	82-69	20-Jordan Dick	6-Chris Narum	11-Martin Feddersen	1-Chad Poppen Brody Ziegler Jordan Dick Brian Jacobs	1-Brody Ziegler Jordan Dick
at Bethany Lutheran	11/19/13	80-63	20-Brody Ziegler	5-Martin Feddersen	9-Martin Feddersen	2-Martin Feddersen Brian Jacobs Chad Poppen	1-Sergio Najera Martin Feddersen Peter Kruise
at Minnesota Morris	11/23/13	64-68	14-Isaac Tapp	9-Sergio Najera	3-Isaac Tapp	3-Jordan Dick	1-Martin Feddersen
at Hamline University	12/4/13	80-62	21-Jordan Dick	4-Isaac Tapp Brian Jacobs Brody Ziegler	3-Martin Feddersen	2-Brian Jacobs Martin Feddersen	1-Peter Kruise
CONCORDIA COLLEGE	12/7/13	78-64	18-Brody Ziegler	7-Brody Ziegler	5-Martin Feddersen	4-Martin Feddersen	2-Brody Ziegler
AUGSBURG	12/9/13	74-54	20-Isaac Tapp	4-Isaac Tapp Brian Jacobs	4-Martin Feddersen	5-Martin Feddersen	2-Brody Ziegler
at Saint John's Univ.	12/11/13	71-47	17-Jordan Dick	7-Brody Ziegler	3-Martin Feddersen	1-Chad Poppen Chris Narum Peter Kruise Jordan Dick Malcolm Farley	2-Sergio Najera
UW-LA CROSSE	12/31/13	58-73	13-Brody Ziegler	9-Brody Ziegler	5-Martin Feddersen	2-Isaac Tapp Brian Jacobs	1-Isaac Tapp Brody Ziegler Peter Kruise Brian Jacobs
at St. Olaf	01/04/13	58-80	14-Brody Ziegler	7-Martin Feddersen	4-Martin Feddersen Sergio Najera	2-Isaac Tapp	3-Brian Jacobs
at Macalester	1/6/14	75-52	16-Jordan Dick	8-Peter Kruise	4-Martin Feddersen	5-Martin Feddersen	1-Brody Ziegler
BETHEL	1/8/14	60-68	16-Jordan Dick	8-Brody Ziegler	4-Martin Feddersen Jordan Dick	2-Chris Narum	1-Chad Poppen Jordan Dick
CARLETON	1/11/14	57-39	18-Brian Jacobs	7-Brody Ziegler	3-Jordan Dick	2-Chris Narum Chad Poppen	2-Jordan Dick
at St. Thomas	1-15-14	50-61	13-Chad Poppen Martin Feddersen	10-Martin Feddersen	5-Martin Feddersen	2-Chris Narum Martin Feddersen	1-Brody Ziegler Martin Feddersen
at Saint Mary's	1/18/14	80-61	19-Brody Ziegler	7-Sergio Najera	2-Martin Feddersen Coleman Sweeney Sergio Najera Peter Kruise Alec Koster	4-Chad Poppen	1-Jordan Dick Brian Jacobs
HAMLIN	1/22/14	65-44	11-Peter Kruise Jordan Dick	6-Brody Ziegler	4-Chad Poppen	2-Chad Poppen Sergio Najera	3-Brody Ziegler
at Concordia College	1/25/14	49-46	16-Brody Ziegler	5-Martin Feddersen Chad Poppen	4-Martin Feddersen	2-Martin Feddersen	2-Martin Feddersen
at Augsburg	01/29/14	59-83	15-Jordan Dick	7-Peter Kruise	5-Chris Narum	2-Brody Ziegler	2-Brody Ziegler
ST. OLAF	2/1/14	72-77	20-Jordan Dick	6-Chad Poppen	8-Gary Cooper	2-Gary Cooper	3-Brody Ziegler
SAINT JOHN'S UNIV.	2/3/14	63-68	20-Brian Jacobs	5-Brody Ziegler	3-Coleman Sweeney Jordan Dick	2-Sergio Najera	1-Sergio Najera Peter Kruise Brody Ziegler

Gustavus Adolphus Basketball
Gustavus Adolphus Team Game-by-Game (as of Feb 04, 2014)
All games

TEAM STATISTICS

Opponent	Date	Score		Total		3-Pointers		Free throws		Rebounds				pf	a	t/o	blk	stl	pts	avg
				fg-fga	pct	3fg-fga	pct	ft-fa	pct	off	def	tot	avg							
SIMPSON	11/15/13	83-68	W	32-51	.627	4-8	.500	15-24	.625	6	31	37	37.0	21	15	16	6	4	83	83.0
BUENA VISTA	11/16/13	82-69	W	33-62	.532	11-20	.550	5-7	.714	9	17	26	31.5	20	23	7	2	4	82	82.5
at Bethany Lutheran	11/19/13	80-63	W	32-55	.582	9-17	.529	7-13	.538	9	23	32	31.7	17	21	16	3	7	80	81.7
at Minnesota Morris	11/23/13	64-68	L	26-50	.520	4-12	.333	8-13	.615	8	25	33	32.0	24	11	18	1	8	64	77.2
at Hamline University	12/4/13	80-62	W	27-46	.587	8-14	.571	18-24	.750	7	21	28	31.2	15	11	14	1	10	80	77.8
CONCORDIA COLLEGE	12/7/13	78-64	W	29-45	.644	2-7	.286	18-25	.720	11	23	34	31.7	12	13	15	2	8	78	77.8
AUGSBURG	12/9/13	74-54	W	32-53	.604	4-10	.400	6-9	.667	9	18	27	31.0	20	14	11	3	9	74	77.3
at Saint John's Univ.	12/11/13	71-47	W	28-56	.500	5-15	.333	10-16	.625	14	23	37	31.8	8	13	9	3	5	71	76.5
UW-LA CROSSE	12/31/13	58-73	L	20-50	.400	3-11	.273	15-21	.714	11	18	29	31.4	15	8	13	4	6	58	74.4
at St. Olaf	01/04/13	58-80	L	19-44	.432	4-15	.267	16-18	.889	7	15	22	30.5	19	13	16	6	6	58	72.8
at Macalester	1/6/14	75-52	W	26-58	.448	6-10	.600	17-20	.850	10	21	31	30.5	15	17	14	1	14	75	73.0
BETHEL	1/8/14	60-68	L	23-46	.500	9-21	.429	5-9	.556	5	24	29	30.4	15	14	18	2	3	60	71.9
CARLETON	1/11/14	57-39	W	24-50	.480	6-17	.353	3-5	.600	9	24	33	30.6	8	15	12	4	7	57	70.8
at St. Thomas	1-15-14	50-61	L	21-48	.438	3-5	.600	5-11	.455	10	25	35	30.9	16	13	16	2	6	50	69.3
at Saint Mary's	1/18/14	80-61	W	34-54	.630	2-9	.222	10-16	.625	12	19	31	30.9	19	12	16	2	14	80	70.0
HAMLIN	1/22/14	65-44	W	24-49	.490	6-14	.429	11-17	.647	8	24	32	31.0	14	13	9	4	8	65	69.7
at Concordia College	1/25/14	49-46	W	19-41	.463	4-11	.364	7-11	.636	7	20	27	30.8	18	12	13	4	4	49	68.5
at Augsburg	01/29/14	59-83	L	23-52	.442	4-14	.286	9-15	.600	3	21	24	30.4	21	14	9	3	5	59	67.9
ST. OLAF	2/1/14	72-77	L	30-52	.577	8-18	.444	4-8	.500	7	19	26	30.2	17	22	11	4	3	72	68.2
SAINT JOHN'S UNIV.	2/3/14	63-68	L	26-48	.542	2-9	.222	9-12	.750	6	22	28	30.1	16	11	17	3	5	63	67.9
Gustavus Adolphus		1358		528-1010	.523	104-257	.405	198-294	.673	168	433	601	30.1	330	285	270	60	136	1358	67.9
Opponents		1247		442-1000	.442	109-329	.331	254-362	.702	171	358	529	26.5	311	212	261	39	133	1247	62.3

Games played: 20
Points/game: 67.9
FG Pct: 52.3
3FG Pct: 40.5
FT Pct: 67.3

Rebounds/game: 30.1
Assists/game: 14.3
Turnovers/game: 13.5
Assist/turnover ratio: 1.1
Steals/game: 6.8
Blocks/game: 3.0