

2013-14 GUSTAVUS MEN'S BASKETBALL GAME NOTES

GAME 24 SAINT MARY'S

Gustavus Sports Information

800 W College Ave, St. Peter, MN 56082
gustavus.edu/athletics
(507) 933-7647 • sportsinfo@gustavus.edu

Men's Basketball Contact
Tyler Grey, Graduate Assistant
(507) 933-8411 • tgrey@gustavus.edu

Follow Gustavus Athletics Online

 **Twitter**
@GustieAthletics

 **Flickr**
flickr.com/photos/gogusties

 **Facebook**
facebook.com/GustieAthletics

 **YouTube**
youtube.com/gustavusathletics

 **Game Central**
client.stretchinternet.com/client/gac.portal

 **Instagram**
instagram.com/gustieathletics

2013-14 Schedule/Results

Date	Opponent	Time/Result
11/15	SIMPSON COLLEGE	W 83-68 (1-0)
11/16	BUENA VISTA UNIVERSITY	W 82-69 (2-0)
11/19	Bethany Lutheran College	W 80-63 (3-0)
11/23	University of Minnesota-Morris	L 64-68 (3-1)
12/4	Hamline University*	W 80-62 (4-1)
12/7	CONCORDIA COLLEGE*	W 78-64 (5-1)
12/9	AUGSBURG COLLEGE*	W 74-54 (6-1)
12/11	Saint John's University*	W 71-47 (7-1)
12/31	UW-LA CROSSE	L 58-73 (7-2)
1/4	St. Olaf College*	L 58-80 (7-3)
1/6	Macalester College*	W 75-52 (8-3)
1/8	BETHEL UNIVERSITY*	L 60-68 (8-4)
1/11	CARLETON COLLEGE*	W 57-39 (9-4)
1/15	University of St. Thomas*	L 50-61 (9-5)
1/18	Saint Mary's University*	W 80-61 (10-5)
1/22	HAMLIN UNIVERSITY*	W 65-44 (11-5)
1/25	Concordia College*	W 49-46 (12-5)
1/29	Augsburg College*	L 59-83 (12-6)
2/1	ST. OLAF COLLEGE*	L 72-77 (12-7)
2/3	SAINT JOHN'S UNIVERSITY*	L 63-68 (12-8)
2/5	MACALESTER COLLEGE*	W 64-54 (13-8)
2/8	Carleton College*	W 62-57 (14-8)
2/12	Bethel University*	W 68-64 (15-8)
2/15	SAINT MARY'S UNIVERSITY*	3:00 p.m.
2/19	UNIVERSITY OF ST. THOMAS*^	7:30 p.m.

Home Games in BOLD CAPS

* - MIAC Contest

^ - Senior Night



Gustavus Adolphus

Golden Gusties
(15-8 Overall, 12-6 MIAC)

vs.

Saint Mary's

Cardinals
(3-19 Overall, 2-15 MIAC)



Date: Saturday, February 15 • **Time:** 3:00 p.m. • **Location:** St. Peter, Minn.

Arena: Gus Young Court

Live Video: <http://client.stretchinternet.com/client/gac.portal>

Live Stats: <https://gustavus.edu/athletics/mbb/LIVE/xlive.htm>

Live Audio: <http://client.stretchinternet.com/client/gac.portal>

Radio: AM 860 KNUJ (Tom Wheeler)

Setting The Scene... The Gustavus Adolphus men's basketball team will look for its fourth straight win on Saturday when it hosts Saint Mary's University at Gus Young Court. Saturday's opening tip is set for 3:00 p.m., directly following the women's game.

Gustavus enters the weekend with a record of 15-8 overall and 12-6 in the MIAC and is coming off three straight wins. The last of these three wins was a 68-64 win over Bethel on Wednesday night in Arden Hills, Minn. Trailing by four points with three minutes remaining, the Gusties finished the game on an 8-0 run to capture the win.

Saint Mary's comes into the contest after suffering consecutive losses to Carleton (62-51) in Winona, Minn., and St. Thomas (92-59) in St. Paul. The Cardinals' last win came on Monday, Feb. 3rd when they defeated Macalester 79-48 in St. Paul.

Series Snapshot... Saturday's contest marks the 167th meeting between Gustavus and Saint Mary's in men's basketball. The Gusties hold the advantage in the all-time series with a record of 117-49 and have won each of the last seven contests, including an 80-61 win in Winona earlier this season on Jan. 18th.

Projected Starters

Gustavus

No.	Name	Yr.	Hometown	PPG	RPG	APG	FG %
12	Chris Narum	So.	Eagan, Minn.	2.0	1.7	1.6	36.6
21	Jordan Dick	Sr.	Wabasha, Minn.	11.8	3.4	1.2	52.9
32	Martin Feddersen	Jr.	Winona, Minn.	8.1	4.2	4.0	63.9
34	Brian Jacobs	Jr.	Lake Crystal, Minn.	9.3	2.4	0.8	55.4
42	Brody Ziegler	So.	Mankato, Minn.	10.9	5.2	1.0	57.1

Saint Mary's

No.	Name	Yr.	Hometown	PPG	RPG	APG	FG %
3	Evan Pederson	Jr.	Onalaska, Wis.	10.2	1.5	4.4	39.9
20	Aaron Romportl	Fr.	Stillwater, Minn.	4.5	2.5	1.7	37.3
30	Johnny Spillane	So.	West St. Paul, Minn.	3.8	2.0	1.4	42.5
32	Will Swiggum	So.	St. Charles, Minn.	11.5	7.4	0.6	46.7
34	Wylie Ferron	Fr.	Waconia, Minn.	9.9	4.5	0.6	39.8

17 MIAC Championships • 13 NCAA Tournament Appearances • 6 Sweet Sixteens
3 Elite Eights • 1 Final Four

The Match Up

Statistical Comparison

Gustavus		Saint Mary's
67.5 (6th)	Scoring Avg.	60.3 (10th)
61.8 (3rd)	Scoring Defense	74.5 (10th)
51.6 (2nd)	Field Goal %	40.6 (11th)
39.9 (1st)	3-PT Field Goal %	30.4 (11th)
66.8 (11th)	Free Throw %	71.4 (6th)
30.7 (6th)	Rebound Avg.	30.2 (7th)
+4.8 (2nd)	Rebound Margin	-4.7 (9th)
14.2 (6th)	Assist Avg.	11.5 (11th)
13.5 (8th)	Turnover Avg.	14.3 (9th)
6.7 (4th)	Steal Avg.	5.3 (7th)
3.0 (4th)	Block Avg.	0.9 (11th)

- 2013-14 season averages with MIAC ranks

The Series

Gustavus vs. Saint Mary's

All-Time Record	117-49
Last Meeting	W 80-61
Current Streak	W 7

Head Coach Mark Hanson	
Overall Record at Gustavus	450-204
vs. Saint Mary's	45-2

Head Coach Jamison Rusthoven	
Overall Record at Saint Mary's	3-19
vs. Gustavus	0-1

Last Five Seasons	8-1
-------------------	-----

Date	Location	Result
Jan. 18th, 2014	Winona, Minn.	W 80-61
Jan. 30th, 2013	St. Peter, Minn.	W 82-43
Jan. 2nd, 2013	Winona, Minn.	W 75-56
Feb. 8th, 2012	Winona, Minn.	W 64-44
Jan. 4th, 2012	St. Peter, Minn.	W 62-45
Feb. 19th, 2011	St. Peter, Minn.	W 89-78
Jan. 22nd, 2011	Winona, Minn.	W 67-59
Jan. 27th, 2010	Winona, Minn.	L 75-78
Dec. 7th, 2009	St. Peter, Minn.	W 80-77

* Denotes MIAC Playoff game

** Denotes MIAC Championship game

Gusties Take To Hardwood For 105th Season... The 2013-14 season represents the 105th season of men's basketball at Gustavus. Founded in 1904, the men's basketball program has mounted an overall record of 1393-963, and a Minnesota Intercollegiate Athletic Conference (MIAC) mark of 922-558. Since the inception of the MIAC, the Gusties have amassed at least a share of 17 conference titles, the second most in league history. The program has made 22 MIAC Playoff appearances, and also has participated in the NCAA Tournament 13 times, most recently in the 2011-12 season, which was also Gustavus's last MIAC title.

Follow The Gusties On KNUJ... KNUJ AM 860 out of New Ulm, Minnesota will once again broadcast all twenty-five Gustavus regular season men's basketball games. The voice of the Golden Gusties Tom Wheeler will handle the play-by-play duties for the eighth consecutive season. Fans can listen to the KNUJ broadcasts on KNUJ Radio AM 860 and KRDS 95.5 or on the Internet through the Gustavus Athletics website. In addition, Gustavus will once again video stream all home games for viewing on your computer and portable internet device through GameCentral by Stretch Internet. GameCentral is available at: <http://client.stretchinternet.com/client/gac.portal#>.

Meet The Gustavus Coaching Staff... Head coach Mark Hanson begins his 24th season at the helm of the Gustavus men's basketball program. During his tenure, Hanson has directed the team to seven MIAC championships, 20 MIAC Playoff appearances, and 11 NCAA Division III National Tournament appearances, including reaching the Final Four for the first time in school history and placing second in the nation during the 2002-03 season. With 449 career wins, Hanson is the all-time winningest coach in Gustavus men's basketball history. His .690 winning percentage ranks sixth on the all-time list.

Gustavus Under Head Coach Mark Hanson

Year	Overall	MIAC	Conference Finish
1990-91	19-8	17-3	Co-Champion
1991-92	22-7	15-5	Co-Champion
1992-93	12-12	10-10	Tie-5th
1993-94	14-10	12-8	5th
1994-95	14-11	12-8	Tie-4th
1995-96	24-5	18-2	Champion
1996-97	21-7	16-4	Champion
1997-98	26-4	17-3	2nd
1998-99	24-6	17-3	2nd
1999-00	14-10	12-8	5th
2000-01	22-6	16-4	2nd
2001-02	24-5	17-3	2nd
2002-03	26-7	15-5	2nd
2003-04	22-6	18-2	Champion
2004-05	22-6	18-2	Champion
2005-06	19-8	13-7	4th
2006-07	14-13	11-9	4th
2007-08	19-8	14-6	2nd
2008-09	13-14	11-9	6th
2009-10	16-11	13-7	Tie-2nd
2010-11	15-13	11-9	5th
2011-12	20-8	16-4	Co-Champion
2012-13	13-10	11-8	Tie-5th
2013-14	15-8	12-6	
	450-204	343-135	7 Conference Titles

Assistant coach Justin DeGrood begins his first season as the lead assistant for the Gustie men's basketball team. Primarily working with the defense, DeGrood returns to Gustavus after serving as an assistant coach at Bethel from 2010 to 2013. A 2007 Gustavus graduate, DeGrood played for Head Coach Mark Hanson during his tenure on the hill. After graduation, Justin made his way to the east coast, where



he worked for Jostens and volunteered as both a high school and college coach in Boston, Mass.

Primarily dealing with game preparation and recruiting, Jeff Fish begins his fifth season as an assistant coach for the Gustavus Adolphus men's basketball team. Prior to joining the Gustavus staff, Fish was an assistant coach for Bethany Lutheran College from 2007-2009.

Captains Log: 2013-14... As is tradition, captains are selected every year to serve as leaders of their team. This year, three players were given the honor of serving as captain. The Gusties named senior Jordan Dick and juniors Martin Feddersen and Isaac Tapp to the position. Tapp and Feddersen are the first juniors to do so in the last five years.

2013-14 Captains...



L to R: Isaac Tapp, Jordan Dick, Martin Feddersen

Fountain Of Youth... With just one senior and three juniors who see significant playing time, numerous sophomores and freshmen will be asked to contribute throughout the course of the 2013-14 season. The Gusties return nine letterwinners after losing six from a year ago. However, those six letterwinners lost accounted for over 65 percent of Gustavus's scoring last year, meaning the Gusties will lean on their youth to produce. Isaac Tapp and Jordan Dick are the two leading scorers of those that return from last season. The duo averaged 7.7 and 7.4 points per game, respectively.

Home Grown... The 2013-14 Gustavus men's basketball roster features 15 players and all but two are natives of Minnesota. The two players who hail from outside the Land of 10,000 Lakes are sophomores Scott Mulder from Sioux Falls, South Dakota and Gary Cooper from Detroit, Michigan. They are two of just nine players to come through the Gustavus men's basketball program who reside outside the state of Minnesota in the last 15 years.

Last Time Out... Gustavus last took the floor on Wednesday night in Arden Hills, Minn., when it defeated Bethel University by the final score of 68-64 for its third consecutive win. The Gusties used an 8-0 run over the final three minutes of regulation to capture the victory.

Bethel led for much of the first half, as the Gusties would lead only once with 40 seconds remaining in the opening frame. The lead would not last long, however, as the Royals came back to tie the score headed into halftime.

The Royal men opened the second half on an 8-0 run that gave them an eight-point lead (38-30) just two and a half minutes after the break. From there, the Gusties chipped away at the Bethel lead and tied the game (45-45) with 11:30 left to play.

From there, the two teams battled, as neither would lead by more than five points. Trailing by four points (64-60) with just over three minutes remaining, the Gusties

Around The League

MIAC Standings

School	MIAC	Overall
St. Thomas [^]	16-1	19-3
St. Olaf [^]	14-3	17-5
Gustavus [^]	12-6	15-8
Augsburg	11-6	15-7
Saint John's	10-7	12-10
Bethel	9-9	13-10
Carleton	7-10	9-13
Concordia	7-10	11-11
Hamline	5-12	8-14
Saint Mary's	2-15	3-19
Macalester	2-16	3-20

[^] – MIAC Playoff Qualifier

This Week In The MIAC

Monday, Feb. 10th

Carleton 60 @ Concordia 67

Wednesday, Feb. 12th

Hamline 53 @ Augsburg 81

Gustavus 68 @ Bethel 64

Saint John's 77 @ Macalester 53

St. Thomas 55 @ St. Olaf 51

Saturday, Feb. 15th

Hamline @ St. Olaf | 3:00 p.m.

Saint Mary's @ Gustavus | 3:00 p.m.

St. Thomas @ Concordia | 3:00 p.m.

Saint John's @ Carleton | 3:00 p.m.

Bethel @ Augsburg | 3:00 p.m.

MIAC Athlete-of-the-Week



Connor Gunderson, St. Olaf
Sr., Wing
Austin, Minn./Austin

Opponent	Pts.	Reb.	Ast.	FG%
@ Concordia (W)	18	7	1	77.8
@ Saint John's (W)	18	11	1	58.3
Averages	18.0	9.0	1.0	66.7



D3hoops.com Top 25

Rank	School	Overall	Points
1	UW-Stevens Point (14)	20-1	608
2	Cabrini (11)	18-0	603
3	UW-Whitewater	19-3	563
4	Washington U.	18-2	545
5	Illinois Wesleyan	18-3	516
6	St. Norbert	18-1	487
7	Amherst	20-3	485
8	Williams	19-3	436
9	Wooster	18-3	433
10	Wesley	18-2	364
11	St. Thomas	18-3	347
12	WPI	18-3	330
13	Mary Washington	18-3	252
14	Ohio Wesleyan	17-4	246
15	Wittenberg	17-4	226
16	Whitworth	17-4	225
17	Albertus Magnus	19-2	221
18	SUNY-Purchase	19-1	202
19	Brockport State	17-2	189
20	Texas-Dallas	19-2	124
21	Randolph-Macon	17-4	95
22	Centre	17-3	90
23	Dubuque	20-1	85
24	Bowdoin	18-3	80
25	Messiah	17-3	71

The Facts

Gustavus Quick Facts

Location:	St. Peter, Minnesota
Address:	800 West College Ave. St. Peter, MN 56082
Founded:	1862
Enrollment:	2,572
Nickname:	Golden Gusties
School Colors:	Black and Gold
Home Court:	Gus Young Court
NCAA Affiliation:	NCAA Division III
Conference:	Minnesota Intercollegiate Athletic
President:	Jack R. Ohle
Athletic Director:	Tom Brown
Assistant Athletic Director:	Jared Phillips
Athletic Trainer:	Troy Banse
Equipment Manager:	Wayne Norman
Sports Information Director:	Ethan Armstrong

Gustavus Basketball Quick Facts

2012-13 Record:	13-11
2012-13 MIAC Record/Finish:	11-9/t-5th
All-Time Record:	1393-963
All-Time MIAC Record:	922-558
MIAC Championships :	17
Letterwinners Returning/Lost:	9/6
All-MIAC Honorees Returning/Lost:	0/2

finished the game on an 8-0 run that gave them the four-point win.

Jordan Dick led the Gusties in scoring with 13 points, nine of which came from a trio of three-pointers. Martin Feddersen followed with 12 points on 5 of 6 shooting. He also grabbed six rebounds and dished out five assists. Brody Ziegler was the final Gustie to score in double-figures with 10 points. He, along with Coleman Sweeney pulled down a game-high nine rebounds. Sweeney also had seven points, five assists, and three steals.

Jackson Canfield led all scorers with 16 points. He also added six rebounds. Brycen Wojta was the only other Royal to score in double-figures with 12 points to go along with six assists and three steals.

About The Cardinals... Saint Mary's enters the weekend coming off consecutive losses to Carleton (62-51) in Winona, Minn., and St. Thomas (92-59) in St. Paul. However, the Cardinals will be fresh coming off a full week without a game and will look to get back in the win column for the first time since Monday, Feb. 3rd when they defeated Macalester 79-48 in St. Paul.

In its last outing, Saint Mary's fell to St. Thomas in St. Paul. The Tommies jumped out to a 19-4 lead in the opening six minutes of the game and would control from there. St. Thomas took a 42-28 lead into the locker room at halftime and outscore the Cardinals by 19 points in the second half on the way to the lopsided victory.

For the season, Saint Mary's averages 60.3 points per game (10th/MIAC) and shoot just 40.6 percent (11th/MIAC) from the field, while allowing 74.5 points per game (10th/MIAC). The Cardinals are led by a pair of players who average double-figure scoring. Will Swiggum averages a team-high 11.5 points and 7.4 rebounds (3rd/MIAC) per game. Evan Pederson follows with a 10.2 points per game average. He has also dishes out 4.4 assists per game, which is tied for second among MIAC players.

Last Time They Met... The last time these two teams met was earlier this season on Jan. 18th when the Gusties came away with an 80-61 win in Winona, Minn. The two teams battled through a first half that saw Gustavus take a two-point lead (34-32) into the break. The second half proved to be all Gusties, however, as they opened the final frame on an 8-1 run and would never look back.

After a strong shooting performance in the first half, the Gusties were even better in the second half, shooting 70.4 percent (19-27) to bring their game total to 63 percent (34-54). Gustavus also held Saint Mary's to 36.8 percent (7-19) shooting in the second half and forced 13 turnovers. The Cardinals shot 46.5 percent (20-43) for the game.

The Gusties outscored the Cardinals 50-20 in the paint, thanks in large part to the performance of five players who scored in double-figures. Brody Ziegler led the way with 19 points. Brian Jacobs followed with 15, while Peter Kruize had 13, Martin Feddersen added 11, and Sergio Najera netted 10.

Marty The Maestro... In each of his last two games, Martin Feddersen has scored 10 or more points, grabbed five or more rebounds, and dished out five or more assists. Feddersen put up 17 points, five rebounds, and five assists last Saturday at Carleton and followed up that performance with 12 points, six rebounds, and five assists on Wednesday night at Bethel.

Sweeney Goes For Career Day... Freshman wing Coleman Sweeney put forth his best performance in a Gustie uniform on Wednesday night, filling the stat sheet with career highs. Sweeney notched highs in points (7), rebounds (9), assists (5), steals (3), and minutes played (25). Of his nine rebounds, six were offensive, helping the Gusties to dominate the boards by a count of 43-22, including a 20-3 advantage on the offensive glass.



Gustavus Record When...

At home...	7-4
On the road...	8-4
A neutral site...	0-0
In MIAC games...	12-6
In non-conference games...	3-2
When leading at the half...	11-1
When tied at the half...	1-0
When trailing at the half...	3-7
In overtime...	0-0
GAC has more rebounds...	12-4
Opponent has more rebounds...	2-3
Rebounds are equal...	1-1
GAC has more assists...	10-4
Opponent has more assists...	2-4
Assists are equal...	3-0
GAC commits more fouls...	1-4
Opponent commits more fouls...	8-3
Fouls are equal...	1-1
GAC commits more turnovers...	5-8
Opponent commits more turnovers...	9-0
Turnovers are equal...	1-0
GAC scores first...	8-3
Opponent scores first...	7-5
Games decided by 1-5...	3-3
Games decided by 6-10...	1-1
Games decided by 11-15...	3-2
Games decided by 16+...	8-2
In November...	3-1
In December...	4-1
In January...	5-4
In February...	3-2
One GAC player scores 10+...	0-0
Two GAC players score 10+...	3-4
Three GAC players score 10+...	7-4
Four or more GAC players score 10+...	5-0
Day games...	4-4
Night games...	10-4
On Monday...	2-1
On Tuesday...	1-1
On Wednesday...	5-3
On Friday...	1-0
On Saturday...	6-3
Following a win...	9-5
Following a loss...	5-3

Gustavus Starting Lineups

Games	Guard	Wing	Wing	Post	Post	Record
1-11	Tapp	Dick	Feddersen	Jacobs	Ziegler	8-3
12-23	Narum	Dick	Feddersen	Jacobs	Ziegler	7-5

Gustie Leaders

Player	Minutes	Points	Rebounds	Assists	Steals	Blocks
Cooper				1	1	1
Dick	16	9	1	3	4	4
Farley					1	
Feddersen	2	2	5	18	9	4
Jacobs		4	2		5	4
Koster				1		
Kreuser						
Kruize		1	3	1	1	5
Mulder						
Najera			2	2	2	4
Narum	1		1		4	
Poppen		1	3	1	7	1
Schmid						
Sweeney			1	3	1	
Tapp	3	3	2	1	3	1
Ziegler		6	10		2	10

Season By The Numbers

Largest Victory	24; vs. Saint John's (12/11/13)
Largest Defeat	24; vs. Augsburg (1/29/13)
Largest Halftime Lead	18; vs. Saint John's (12/11/13)
Largest Halftime Deficit	22; vs. Augsburg (1/29/13)

Most Points In Game	83; vs. Simpson (11/15/13)
Fewest Points In Game	49; vs. Concordia (1/25/14)
Most Points Allowed In Game	83; vs. Augsburg (1/29/14)
Fewest Points Allowed In Game	39; vs. Carleton (1/11/14)
Highest FG % In Game	64.4%; vs. Concordia (12/7/13)
Lowest FG % In Game	40.0%; vs. UW-La Crosse (12/31/13)
Highest Opp. FG% In Game	54.3%; vs. Augsburg (1/29/14)
Lowest Opp. FG% In Game	33.3%; vs. Carleton (1/11/14)

Most Points In First Half	46; vs. Buena Vista (11/16/13)
Most Points In Second Half	61; vs. Macalester (1/6/14)
Fewest Points In First Half	14; vs. Macalester (1/6/14)
Fewest Points In Second Half	24; vs. St. Thomas (1/15/14)
Most Points Allowed In First Half	45; vs. Augsburg (1/29/14)
Most Points Allowed In Second Half	43; vs. Bethany Lutheran (11/19/13)
Fewest Points Allowed In First Half	14; vs. Carleton (1/11/14)
Fewest Points Allowed In Second Half	20 (2x); last vs. Concordia (1/25/14)
Highest FG% In A Half	73.9%; vs. Concordia (12/7/13)
Lowest FG% In A Half	20.7%; vs. Macalester (1/6/14)

Largest Lead	28; vs. Macalester (1/6/14)
Leargest Lead On Road	28; vs. Macalester (1/6/14)
Largest Lead At Home	25; vs. Carleton (1/11/14)
Largest Blown Lead - Loss	10; vs. Minnesota-Morris (11/23/13)
Largest Deficit	29; vs. St. Olaf (1/4/14)
Largest Deficit On Road	29; vs. St. Olaf (1/4/14)
Largest Deficit At Home	16 (2x); last vs. Bethel (1/8/14)
Largest Comeback (trail in 2nd half)	13; vs. Macalester (1/6/14)



The Last Time It Happened

Team

Ranked in the Division III Top 5	Mar. 17, 2003 (No.3)
Ranked in the Division III Top 10	Mar. 17, 2003 (No.3)
Ranked in the Division III Top 25	Mar. 21, 2005 (No. 22)
Defeated a Division III No. 1 Team	Never
Defeated a Division III Top 5 Team	Jan. 13, 2010 (Gustavus 56, No. 5 St. Thomas 51)
Defeated a Division III Top 10 Team	Jan. 13, 2010 (Gustavus 56, No. 5 St. Thomas 51)
Defeated a Division III Top 25 Team	Jan. 13, 2010 (Gustavus 56, No. 5 St. Thomas 51)
Defeated a Higher Ranked Team on the Road (when ranked)	Mar. 8, 2003 (No. 24 Gustavus 75, No. 8 UW-Stevens Point 62)
Defeated a Ranked Team on the Road (when unranked)	Never
Defeated a Higher Ranked Team at Neutral Site (when ranked)	Mar. 21, 2003 (No. 24 Gustavus 79, No. 4 Hampden-Sydney 68)
Defeated a Ranked Team at Neutral Site (when unranked)	Dec. 29, 2011 (Gustavus 66, No. 25 Transylvania 62)
Scored 100 Points in a Game	Jan. 18, 2012 (Gustavus 105, Hamline 79)
Allowed 100 Points in a Game	Dec. 28, 2008 (Puget Sound 102, Gustavus 79)
Held Opponent to Less than 50 Points	Jan. 25, 2014 (Gustavus 49, Concordia 46)
Held Opponent to Less than 40 Points	Jan. 11, 2014 (Gustavus 57, Carleton 39)
Held Opponent to Less than 20 Points in a half	Feb. 8, 2014 (Carleton - 19 in first half)
Held Opponent to Less than 15 Points in a half	Jan. 11, 2014 (Carleton - 14 in first half)
Defeated a Team by 30 Points	Feb. 13, 2010 (Gustavus 86, Bethel 52)
Defeated a Team by 40 Points	Jan. 5, 2009 (Gustavus 91, Macalester College 37)
Shot 65 Percent from the Field	Feb. 23, 2011 (.685 (37-54) at St. Olaf)
Shot 60 Percent from the Field	Jan. 18, 2014 (.630 (34-54) at Saint Mary's)
Made 10 Three-pointers in a Game	Nov. 16, 2013 (11 (of 20) vs. Buena Vista)
Had 50 Rebounds in a Game	Feb. 8, 2012 (50 at St. Mary's)
Had 30 Assists in a Game	Nov. 26, 2005 (30 vs Bethany Lutheran)
Had 25 Assists in a Game	Jan. 3, 2011 (26 vs Hamline)
Had 15 Steals in a Game	Jan. 5, 2009 (16 vs Macalester)
Had 10 Steals in a Game	Jan. 18, 2014 (14 at Saint Mary's)
Blocked 10 Shots in a Game	Dec. 12, 2009 (10 vs Bethany Lutheran)
Committed Fewer than 5 Turnovers	Feb. 27, 2010 (4 vs Carleton)
Forced 30 Turnovers	Nov. 17, 2001 (31 vs Luther)
Forced 25 Turnovers	Jan. 6, 2014 (27 at Macalester)
Had Six Players Score in Double Figures	Nov. 15, 2010 vs Buena Vista
	(Phil Wirtjes-21, Jim Hill-18, Dan Schmidtknecht-13, Seth Anderson-12, Blake Shay-10, Paul Blacklock-10)
Two Players with Double-Doubles in the Same Game	Jan. 16, 2008 (Kane Sivesind-21 pts., 10 reb.; Trevor Wittwer- 21pts., 10 reb.)
Won a Game on a Last Shot	Nov. 15, 2012 (Seth Anderson jumper as time expired vs Buena Vista)


Overtime

Played an Overtime Game	Feb. 26, 2012 (Gustavus 62, St. Thomas 66 OT)
Played a Double Overtime Game	Feb. 1, 1989 (Gustavus 73, Macalaster 78 (2OT))
Played a Triple Overtime Game	Feb. 4, 1982 (Gustavus 82, St. Mary's 86 (3OT))
Won an Overtime Game	Jan. 28, 2012 (Gustavus 82, St. Thomas 77 OT)
Lost an Overtime Game	Feb. 26, 2012 (Gustavus 62, St. Thomas 66 OT)

Individual

Triple-Double	Never
Double-Double (Pts-Ast)	Nov. 16, 2013 (Martin Feddersen - 10 pts., 11 ast., vs. Buena Vista)
Double-Double (Pts-Reb)	Jan. 15, 2014 (Martin Feddersen - 13 pts., 10 reb., vs. St. Thomas)
40 or more Points in a Game	Nov. 15, 2011 (Seth Anderson - 45 vs. Buena Vista)
35 Points in a Game	Jan. 18, 2012 (Seth Anderson - 36 vs. Hamline)
30 Points in a Game	Jan. 21, 2012 (Seth Anderson - 30 at Bethel)
25 Points in a Game	Feb. 18, 2012 (Seth Anderson - 25 vs Bethel)
25 Points in a Half	Dec. 7, 2011 (Seth Anderson - 26 in 1st half vs Augsburg)
20 Points in a Half	Jan. 18, 2012 (Seth Anderson - 21 in 1st half vs Hamline)
20 Rebounds in a Game	Jan. 12, 1998 (Luke Schmidt - 22 vs. Carleton)
15 Rebounds in a Game	Feb. 8, 2012 (Paul Blacklock - 15 at Saint Mary's)
15 Assists in a Game	Never
10 Assists in a Game	Nov. 16, 2013 (Martin Feddersen - 11 vs. Buena Vista)
Five Three-Pointers in a Game	Dec. 4, 2013 (Jordan Dick - 5 vs. Hamline)
15 Free Throws Made in a Game	Never
10 Free Throws Made in a Game	Jan. 21, 2012 (Seth Anderson - 11 at Bethel)
Five Steals in a Game	Jan. 6, 2014 (Martin Feddersen - 5 at Macalester)
Five Blocks in a Game	Feb. 2, 2011 (Paul Blacklock - 6 vs. Hamline)
10 Blocks in a Game	Never
20 Points and 10 Assists in a Game	Never
20 Points and 10 Rebounds in a Game	Jan. 21, 2008 (Trevor Wittwer - 22 pts., 10reb., at Carleton)
Consecutive 30-Point Games	Jan. 18-21, 2012 (Seth Anderson - 30 vs Bethel; 36 vs Hamline)
Consecutive 20-Point Games	Jan. 18-21, 2012 (Seth Anderson - 30 vs Bethel; 36 vs Hamline)
Three Straight 20-Point Games	Dec. 28, 2011-Jan. 4, 2012 (Seth Anderson -32 vs St. Mary's; 24 vs Transylvania; 22 vs Hardin-Simmons)





Hanson At A Glance

Hometown

- Dodge Center, Minnesota

Education

- Bachelor's Degree: Environmental Studies (Gustavus '83)
- Master's Degree: Experiential Education (Mankato State '87)

Family

- Children: Hans and Annika

Coaching

- 1986-1990 – Assistant Coach, Gustavus Adolphus College
- 1990-Present – Head Coach, Gustavus Adolphus College

Years At Gustavus: 24

All-time Record: 450-203

All-time MIAC Record: 343-134

MIAC Titles: 7

MIAC Playoff Titles: 7

NCAA Tournaments: 11

Sweet Sixteens: 6

Elite Eights: 3

Final Fours: 1

Most Wins In A Season: 26 (2x)

Fewest Wins In A Season: 12

*All-time winningest coach in Gustavus men's basketball history.

Head Coach Mark Hanson

Mark Hanson is entering his 24th season as the head coach of the Gustavus Adolphus men's basketball program. During that time, Hanson has directed the team to 11 NCAA Division III National Tournament appearances, including reaching the Final Four for the first time in school history and placing second in the nation during the 2002-03 season.

Last season, Hanson led the Gusties an overall record of 13-11 and an MIAC mark of 10-9. Gustavus missed the MIAC Playoffs for just the first time in 12 years and only seventh time in Coach Hanson's tenure.

In the 2010-11 season, Hanson earned his 400th career victory with an 89-78 win over Saint Mary's on Gus Young Court. He became the 65th coach in NCAA Division III history, and 31st active coach, to reach the 400-win milestone. Research indicated that Hanson was the 14th fastest coach to reach 400 victories in Division III history, as becomes just the sixth coach from the MIAC to reach the 400-win plateau.

Hanson, who has compiled a 450-203 overall record at Gustavus, including a 343-134 record in the MIAC, has won seven MIAC Championships, and has been named MIAC Coach of the Year eight times. He has helped guide Gustavus to the MIAC Playoffs 19 times, reaching the finals 14 years and winning the MIAC Playoff Championship on seven occasions. His teams have reached the Sweet 16 of the NCAA Tournament six times and the Elite Eight three times. Hanson has coached 27 players who have garnered 47 All-Conference honors, four MIAC Players of the Year, eight players who have received 13 all-region honors, and three All-Americans. In addition, Hanson has coached one Jostens' Award Finalist (Trevor Wittwer, 2008), which recognizes the top Division III men's basketball player in the nation based on academics, athletics, and community involvement.

Hanson is a 1983 Gustavus graduate and the basketball program's all-time leading scorer with 1,774 points. He was a two-time NAIA All-America and GTE Academic All-America selection, a three-time Gustie MVP and a four-time All-MIAC selection.

A long-time outdoor enthusiast, Hanson earned his master's degree in experiential education at Mankato State University and teaches outdoor education classes in the health and exercise science department. He is also the outdoor program director at the college.

Hanson, a native of Dodge Center, Minnesota, lives in St. Peter and has two children, Hans and Annika.

2013-14 Roster Breakdown

Starters Returning (2)

Isaac Tapp, G, Jr.
Jordan Dick, W, Sr.

Letterwinners Returning (9)

Jordan Dick, W, Sr.
Martin Feddersen, W, Jr.
Brian Jacobs, P, Jr.
Jed Kreuser, G, Jr.
Sergio Najera, P, So.
Chad Poppen, W, So.
Dane Schmid, P, Jr.
Isaac Tapp, G, Jr.
Brody Ziegler, P, So.

Newcomers (7)

Gary Cooper, W, So.
Malcolm Farley, G, Jr.
Chris Narum, G, So.
Scott Mulder, P, So.
Alec Koster, W, Fr.
Peter Kruise, P, Fr.
Coleman Sweeney, W, Fr.

By Class

Seniors (1)

Jordan Dick

Juniors (6)

Malcolm Farley
Martin Feddersen
Brian Jacobs
Jed Kreuser
Dane Schmid
Isaac Tapp

Sophomores (6)

Gary Cooper
Scott Mulder
Sergio Najera
Chris Narum
Chad Poppen
Brody Ziegler

Freshmen (3)

Alec Koster
Peter Kruise
Coleman Sweeney

2013-14 Numerical Roster

NO.	NAME	YR	POS	HGT	WGT	HOMETOWN/HIGH SCHOOL
2	Gary Cooper	So.	W	6-1	180	Detroit, Mich./Denby
3	Chad Poppen	So.	W	6-3	185	St. Peter, Minn./St. Peter
4	Jed Kreuser	Jr.	G	6-0	165	Jordan, Minn./New Prague
5	Malcolm Farley	Jr.	G	5-10	180	Coon Rapids, Minn./Coon Rapids
10	Isaac Tapp*	Jr.	G	6-2	180	Stewartville, Minn./Stewartville
12	Chris Narum	So.	G	6-1	185	Eagan, Minn./Eastview
20	Coleman Sweeney	Fr.	W	6-0	185	Lake City, Minn./Lincoln
21	Jordan Dick*	Sr.	W	6-5	200	Wabasha, Minn./Wabasha-Kellogg
23	Alec Koster	Fr.	W	6-1	185	Redwood Falls, Minn./Redwood Valley
32	Martin Feddersen*	Jr.	W	6-4	195	Winona, Minn./Winona
33	Peter Kruise	Fr.	P	6-7	215	St. Peter, Minn./St. Peter
34	Brian Jacobs	Jr.	P	6-7	210	Lake Crystal, Minn./LCWM
42	Brody Ziegler	So.	P	6-6	200	Mankato, Minn./East
43	Scott Mulder	So.	P	6-7	205	Sioux Falls, S.D./Lincoln
44	Sergio Najera	So.	P	6-6	195	New Prague, Minn./New Prague
50	Dane Schmid	Jr.	P	6-9	230	Mahtomedi, Minn./Mahtomedi

HEAD COACH: Mark Hanson (24th season)

ASSISTANT COACHES: Justin DeGroot, Jeff Fish

*: Denotes Captain

2013-14 Alphabetical Roster

NO.	NAME	YR	POS	HGT	WGT	HOMETOWN/HIGH SCHOOL
2	Gary Cooper	So.	W	6-1	180	Detroit, Mich./Denby
21	Jordan Dick	Sr.	W	6-5	200	Wabasha, Minn./Wabasha-Kellogg
5	Malcolm Farley	Jr.	G	5-10	180	Coon Rapids, Minn./Coon Rapids
32	Martin Feddersen	Jr.	W	6-4	195	Winona, Minn./Winona
34	Brian Jacobs	Jr.	P	6-7	210	Lake Crystal, Minn./LCWM
23	Alec Koster	Fr.	W	6-1	185	Redwood Falls, Minn./Redwood Valley
4	Jed Kreuser	Jr.	G	6-0	165	Jordan, Minn./New Prague
33	Peter Kruise	Fr.	P	6-7	215	St. Peter, Minn./St. Peter
43	Scott Mulder	So.	P	6-7	205	Sioux Falls, S.D./Lincoln
44	Sergio Najera	So.	P	6-6	195	New Prague, Minn./New Prague
12	Chris Narum	So.	G	6-1	185	Eagan, Minn./Eastview
3	Chad Poppen	So.	W	6-3	185	St. Peter, Minn./St. Peter
50	Dane Schmid	Jr.	P	6-9	230	Mahtomedi, Minn./Mahtomedi
20	Coleman Sweeney	Fr.	W	6-0	185	Lake City, Minn./Lincoln
10	Isaac Tapp	Jr.	G	6-2	180	Stewartville, Minn./Stewartville
42	Brody Ziegler	So.	P	6-6	200	Mankato, Minn./East

Pronunciation Guide

NO.	NAME	Pronunciation
4	Jed Kreuser	CRY-zer
5	Malcolm Farley	FAR-lee
12	Chris Narum	NAIR-um
23	Alec Koster	KEH-ster
32	Martin Feddersen	FEH-der-sen
33	Peter Kruise	CRUISE
42	Brody Zigler	ZIGG-ler
44	Sergio Najera	NAH-her-ah



Gary Cooper



2

Wing
Sophomore

Height: 6'1"
Weight: 180

Detroit, Michigan
Denby High School

Major: Undeclared

Cooper's Career Highs

Points:	17 vs. St. Olaf (Feb. 1, 2014)
Rebounds:	5 vs. St. Olaf (Feb. 1, 2014)
Assists:	8 vs. St. Olaf (Feb. 1, 2014)
Minutes	25 vs. St. Olaf (Feb. 1, 2014)

2013-14 Game-by-Game Statistics

Game	GS	Min.	FG-A	3pt FG-A	FT-A	OReb	DReb	Tot.	PF	A	TO	Blk	Stl	Pts.
11/15 Simpson	-	-	-	-	-	-	DNP	-	-	-	-	-	-	-
11/16 Buena Vista	-	-	-	-	-	-	DNP	-	-	-	-	-	-	-
11/19 @ Bethany	-	-	-	-	-	-	DNP	-	-	-	-	-	-	-
11/26 @ UM-Morris	-	-	-	-	-	-	DNP	-	-	-	-	-	-	-
12/4 @ Hamline	-	-	-	-	-	-	DNP	-	-	-	-	-	-	-
12/7 Concordia	-	-	-	-	-	-	DNP	-	-	-	-	-	-	-
12/9 Augsburg	-	-	-	-	-	-	DNP	-	-	-	-	-	-	-
12/11 @ Saint John's	-	-	-	-	-	-	DNP	-	-	-	-	-	-	-
12/31 UW-La Crosse	-	-	-	-	-	-	DNP	-	-	-	-	-	-	-
1/4 @ St. Olaf	-	-	-	-	-	-	DNP	-	-	-	-	-	-	-
1/6 @ Macalester	-	-	-	-	-	-	DNP	-	-	-	-	-	-	-
1/8 Bethel	-	-	-	-	-	-	DNP	-	-	-	-	-	-	-
1/11 Carleton	-	-	-	-	-	-	DNP	-	-	-	-	-	-	-
1/15 @ St. Thomas	-	-	-	-	-	-	DNP	-	-	-	-	-	-	-
1/18 @ Saint Mary's	2	0-0	0-0	0-0	0	0	0	0	0	0	1	0	0	0
1/22 Hamline	2	1-2	0-0	0-0	0	0	0	0	0	0	0	0	0	2
1/25 @ Concordia	-	-	-	-	-	-	DNP	-	-	-	-	-	-	-
1/29 @ Augsburg	7	1-4	0-1	0-0	0	1	1	1	0	0	0	0	1	2
2/1 St. Olaf	25	7-11	1-3	2-2	0	5	5	2	8	1	0	2	17	
2/3 Saint John's	20	2-7	0-1	0-0	0	2	2	2	1	1	0	0	4	
2/5 Macalester	9	1-3	0-0	0-0	0	0	0	0	2	0	1	0	2	
2/8 @ Carleton	3	0-1	0-0	0-0	0	0	0	0	0	1	0	0	0	
2/12 @ Bethel	8	2-5	0-1	1-1	2	1	3	1	2	3	0	0	5	
2/15 Saint Mary's														
2/19 St. Thomas														

Cooper's Career Numbers

Season	GP-GS	Min./Avg.	FG-A	Pct.	3pt FG-A	Pct.	FT-A	Pct.	OReb	DReb	Tot.	Avg.	PF	FO	A	TO	Blk	Stl	Pts.	Avg.
2013-14	8-0	76/9.5	14-33	.424	1-6	.167	3-3	1.000	2	9	11	1.4	6	0	13	7	1	3	32	4.0
Total	8-0	76/9.5	14-33	.424	1-6	.167	3-3	1.000	2	9	11	1.4	6	0	13	7	1	3	32	4.0



Chad Poppen



3

Wing
Sophomore

Height: 6'2"
Weight: 190

St. Peter, Minnesota
St. Peter High School

Major: Undeclared

Parents: Tim and Tammy
Poppen of St. Peter, Minnesota

Poppen's Career Highs

Points:	13 vs. St. Thomas (Jan. 15, 2014)
Rebounds:	6 (2x) last vs. Macalester (Feb. 5, 2014)
Assists:	4 vs. Hamline (Jan. 22, 2014)
Minutes	28 vs. St. Olaf (Feb. 1, 2014)

2013-14 Game-by-Game Statistics

Game	GS	Min.	FG-A	3pt FG-A	FT-A	OReb	DReb	Tot.	PF	A	TO	Blk	Stl	Pts.
11/15 Simpson	14	1-4	0-2	0-0	0	2	2	3	0	1	0	0	0	2
11/16 Buena Vista	17	2-3	2-2	1-3	0	0	0	2	1	0	0	0	1	7
11/19 @ Bethany	18	2-4	0-2	0-0	0	2	2	1	3	1	0	0	2	4
11/26 @ UM-Morris	17	1-4	0-3	0-0	0	1	1	2	1	1	0	0	1	2
12/4 @ Hamline	17	1-2	1-1	0-0	0	2	2	0	0	1	0	0	1	3
12/7 Concordia	19	1-2	0-1	0-0	0	4	4	0	0	2	0	0	0	2
12/9 Augsburg	17	3-5	0-1	0-0	0	3	3	3	2	2	0	0	1	6
12/11 @ Saint John's	17	0-4	0-4	2-2	0	1	1	0	2	0	0	0	1	2
12/31 UW-La Crosse	17	0-1	0-1	2-2	0	0	0	0	0	0	0	0	0	2
1/4 @ St. Olaf	13	0-4	0-3	0-0	1	1	2	2	0	2	0	0	0	0
1/6 @ Macalester	9	0-1	0-0	1-2	0	1	1	0	0	2	0	0	0	1
1/8 Bethel	13	0-1	0-1	0-0	0	2	2	0	2	0	1	0	0	0
1/11 Carleton	20	4-5	2-2	0-0	0	1	1	0	2	0	0	0	2	10
1/15 @ St. Thomas	21	6-7	1-1	0-1	0	1	1	1	0	1	0	0	0	13
1/18 @ Saint Mary's	22	1-4	0-2	2-2	0	1	1	1	0	0	0	0	4	4
1/22 Hamline	23	2-6	1-4	1-2	0	3	3	0	4	3	0	2	6	6
1/25 @ Concordia	24	0-4	0-4	0-0	0	5	5	1	1	1	0	1	0	0
1/29 @ Augsburg	18	2-5	1-3	2-2	1	0	1	2	2	1	0	0	0	7
2/1 St. Olaf	28	3-4	2-3	0-1	3	3	6	1	2	0	0	0	0	8
2/3 Saint John's	15	0-2	0-2	0-0	0	2	2	0	1	2	0	0	0	0
2/5 Macalester	23	2-4	2-4	6-7	1	5	6	1	2	0	0	2	12	12
2/8 @ Carleton	12	0-1	0-1	3-5	1	0	1	0	0	0	1	0	3	3
2/12 @ Bethel	15	3-6	1-2	0-0	0	0	0	2	0	0	0	0	0	7
2/15 Saint Mary's														
2/19 St. Thomas														

Poppen's Career Numbers

Season	GP-GS	Min./Avg.	FG-A	Pct.	3pt FG-A	Pct.	FT-A	Pct.	OReb	DReb	Tot.	Avg.	PF	FO	A	TO	Blk	Stl	Pts.	Avg.
2012-13	23-0	304/13.2	18-38	.474	9-22	.409	1-2	.500	3	21	24	1.0	13	0	9	16	1	10	46	2.0
2013-14	23-0	409/17.8	34-83	.410	13-49	.265	20-29	.690	7	40	47	2.0	22	0	25	20	2	18	101	4.4
Total	46-0	713/15.5	52-121	.430	22-71	.310	21-31	.677	10	61	71	1.5	35	0	34	36	3	28	147	3.2



Jed Kreuser



4

Guard
Junior

Height: 6'0"
Weight: 165

Jordan, Minnesota
New Prague High School

Major: Biology

Parents: Steven and Lin Kreuser
of Jordan, Minnesota

Kreuser's Career Highs

Points:	2 vs. Saint Mary's (Jan. 18, 2014)
Rebounds:	1 (2x), last: vs. Saint John's (Dec. 11, 2013)
Assists:	1 (4x), last: vs. Saint Mary's (Jan. 18, 2014)
Minutes	6, vs. Saint Mary's (Jan. 30, 2013)

2013-14 Game-by-Game Statistics

Game	GS	Min.	FG-A	3pt FG-A	FT-A	OReb	DReb	Tot.	PF	A	TO	Blk	Stl	Pts.
11/15 Simpson	-	-	-	-	-	-	DNP	-	-	-	-	-	-	-
11/16 Buena Vista	-	-	-	-	-	-	DNP	-	-	-	-	-	-	-
11/19 @ Bethany	1	0-1	0-0	0-0	0	0	0	0	0	0	0	0	0	0
11/26 @ UM-Morris	-	-	-	-	-	-	DNP	-	-	-	-	-	-	-
12/4 @ Hamline	-	-	-	-	-	-	DNP	-	-	-	-	-	-	-
12/7 Concordia	0	0-0	0-0	0-0	0	0	0	0	0	0	0	0	0	0
12/9 Augsburg	1	0-1	0-1	0-0	0	0	0	0	0	0	0	0	0	0
12/11 @ Saint John's	3	0-0	0-0	0-0	0	1	1	0	0	0	0	0	0	0
12/31 UW-La Crosse	-	-	-	-	-	-	DNP	-	-	-	-	-	-	-
1/4 @ St. Olaf	3	0-1	0-1	0-0	0	0	0	0	0	0	0	0	0	0
1/6 @ Macalester	5	0-1	0-1	0-0	0	0	0	0	1	0	0	0	0	0
1/8 Bethel	-	-	-	-	-	-	DNP	-	-	-	-	-	-	-
1/11 Carleton	3	0-1	0-1	0-0	0	0	0	0	0	0	0	0	0	0
1/15 @ St. Thomas	-	-	-	-	-	-	DNP	-	-	-	-	-	-	-
1/18 @ Saint Mary's	3	1-2	0-1	0-0	0	0	0	0	1	0	0	1	2	2
1/22 Hamline	1	0-0	0-0	0-0	0	0	0	0	0	0	0	0	0	0
1/25 @ Concordia	-	-	-	-	-	-	DNP	-	-	-	-	-	-	-
1/29 @ Augsburg	-	-	-	-	-	-	DNP	-	-	-	-	-	-	-
2/1 St. Olaf	-	-	-	-	-	-	DNP	-	-	-	-	-	-	-
2/3 Saint John's	-	-	-	-	-	-	DNP	-	-	-	-	-	-	-
2/5 Macalester	-	-	-	-	-	-	DNP	-	-	-	-	-	-	-
2/8 @ Carleton	-	-	-	-	-	-	DNP	-	-	-	-	-	-	-
2/12 @ Bethel	-	-	-	-	-	-	DNP	-	-	-	-	-	-	-
2/15 Saint Mary's	-	-	-	-	-	-	-	-	-	-	-	-	-	-
2/19 St. Thomas	-	-	-	-	-	-	-	-	-	-	-	-	-	-

Kreuser's Career Numbers

Season	GP-GS	Min./Avg.	FG-A	Pct.	3pt FG-A	Pct.	FT-A	Pct.	OReb	DReb	Tot.	Avg.	PF	FO	A	TO	Blk	Stl	Pts.	Avg.
2011-12	3-0	4/1.3	0-1	.000	0-1	.000	0-0	.000	0	0	0	0.0	0	0	0	0	0	0	0	0.0
2012-13	8-0	16/2.0	0-3	.000	0-3	.000	0-0	.000	1	0	1	0.1	0	0	2	0	0	0	0	0.0
2013-14	9-0	20/2.2	1-7	.143	0-5	.000	0-0	.000	0	1	1	0.1	0	0	2	0	0	1	2	0.2
Total	20-0	40/2.0	1-11	.091	0-9	.000	0-0	.000	1	1	2	0.1	0	0	4	0	0	1	2	0.1

Malcolm Farley



5

Guard
Junior

Height: 5'10"
Weight: 180

Coon Rapids, Minnesota
Coon Rapids High School

Major: History

Parents: Phil Farley of Coon
Rapids, Minnesota and Roxane
Farley of Coon Rapids,
Minnesota

Farley's Career Highs

Points:	-
Rebounds:	1 vs. Augsburg (Dec. 9, 2013)
Assists:	1 (2x) last vs. Macalester (Jan. 6, 2014)
Minutes	3 (4x) last vs. Carleton (Jan. 11, 2014)

2013-14 Game-by-Game Statistics


Game	GS	Min.	FG-A	3pt FG-A	FT-A	OReb	DReb	Tot.	PF	A	TO	Blk	Stl	Pts.
11/15 Simpson	-	-	-	-	-	-	DNP	-	-	-	-	-	-	-
11/16 Buena Vista	-	-	-	-	-	-	DNP	-	-	-	-	-	-	-
11/19 @ Bethany	1	0-0	0-0	0-0	0	0	0	1	0	0	0	0	0	0
11/26 @ UM-Morris	-	-	-	-	-	-	DNP	-	-	-	-	-	-	-
12/4 @ Hamline	-	-	-	-	-	-	DNP	-	-	-	-	-	-	-
12/7 Concordia	-	-	-	-	-	-	DNP	-	-	-	-	-	-	-
12/9 Augsburg	2	0-0	0-0	0-0	0	1	1	0	0	0	0	0	0	0
12/11 @ Saint John's	3	0-0	0-0	0-0	0	0	0	0	1	0	0	1	0	0
12/31 UW-La Crosse	-	-	-	-	-	-	DNP	-	-	-	-	-	-	-
1/4 @ St. Olaf	3	0-0	0-0	0-0	0	0	0	0	0	0	0	0	0	0
1/6 @ Macalester	3	0-0	0-0	0-0	0	0	0	0	1	0	0	0	0	0
1/8 Bethel	-	-	-	-	-	-	DNP	-	-	-	-	-	-	-
1/11 Carleton	3	0-1	0-0	0-0	0	0	0	0	0	0	0	0	0	0
1/15 @ St. Thomas	-	-	-	-	-	-	DNP	-	-	-	-	-	-	-
1/18 @ Saint Mary's	2	0-0	0-0	0-0	0	0	0	0	0	0	0	0	0	0
1/22 Hamline	1	0-0	0-0	0-0	0	0	0	0	0	0	0	0	0	0
1/25 @ Concordia	-	-	-	-	-	-	DNP	-	-	-	-	-	-	-
1/29 @ Augsburg	-	-	-	-	-	-	DNP	-	-	-	-	-	-	-
2/1 St. Olaf	-	-	-	-	-	-	DNP	-	-	-	-	-	-	-
2/3 Saint John's	-	-	-	-	-	-	DNP	-	-	-	-	-	-	-
2/5 Macalester	-	-	-	-	-	-	DNP	-	-	-	-	-	-	-
2/8 @ Carleton	-	-	-	-	-	-	DNP	-	-	-	-	-	-	-
2/12 @ Bethel	-	-	-	-	-	-	DNP	-	-	-	-	-	-	-
2/15 Saint Mary's	-	-	-	-	-	-	DNP	-	-	-	-	-	-	-
2/19 St. Thomas	-	-	-	-	-	-	DNP	-	-	-	-	-	-	-

Farley's Career Numbers

Season	GP-GS	Min./Avg.	FG-A	Pct.	3pt FG-A	Pct.	FT-A	Pct.	OReb	DReb	Tot.	Avg.	PF	FO	A	TO	Blk	Stl	Pts.	Avg.
2013-14	8-0	18/2.3	0-1	.000	0-0	.000	0-0	.000	0	1	1	0.1	1	0	2	0	0	1	0	0.0
Total	8-0	18/2.3	0-1	.000	0-0	.000	0-0	.000	0	1	1	0.1	1	0	2	0	0	1	0	0.0



Isaac Tapp



10

Guard
Junior

Height: 6'2"
Weight: 180

Stewartville, Minnesota
Stewartville High School

Major: Art Studio

Parents: Tracy and Amy Tapp
of Stewartville, Minn.

Tapp's Career Highs

Points:	20 vs. Augsburg (Dec. 9, 2013)
Rebounds:	7 vs. UW-La Crosse (Dec. 31, 2013)
Assists:	6 vs. St. Thomas (Jan. 9, 2013)
Minutes	35 (2x); last vs. UW-La Crosse (Dec. 31, 2013)

2013-14 Game-by-Game Statistics

Game	GS	Min.	FG-A	3pt FG-A	FT-A	OReb	DReb	Tot.	PF	A	TO	Blk	Stl	Pts.
11/15 Simpson	*	31	6-11	1-1	4-6	2	0	2	0	2	1	0	2	17
11/16 Buena Vista	*	31	5-10	0-2	0-0	0	1	1	0	0	1	0	0	10
11/19 @ Bethany	*	26	4-5	1-1	0-0	1	2	3	4	1	2	0	0	9
11/26 @ UM-Morris	*	34	6-12	1-1	1-3	1	1	2	4	3	2	0	1	14
12/4 @ Hamline	*	30	6-10	1-1	2-2	2	2	4	0	2	1	0	1	15
12/7 Concordia	*	31	5-8	0-1	4-4	1	2	3	0	2	1	0	1	14
12/9 Augsburg	*	27	9-11	1-2	1-1	1	3	4	1	2	2	0	0	20
12/11 @ Saint John's	*	27	4-9	0-1	0-0	2	1	3	0	2	0	0	0	8
12/31 UW-La Crosse	*	35	3-12	1-3	0-0	2	5	7	1	1	4	1	2	7
1/4 @ St. Olaf	*	24	2-4	1-1	1-2	0	1	1	0	2	2	0	2	6
1/6 @ Macalester	*	19	3-8	1-1	0-0	1	1	2	1	0	1	0	1	7
1/8 Bethel	-	-	-	-	-	-	DNP	-	-	-	-	-	-	-
1/11 Carleton	-	-	-	-	-	-	DNP	-	-	-	-	-	-	-
1/15 @ St. Thomas	-	-	-	-	-	-	DNP	-	-	-	-	-	-	-
1/18 @ Saint Mary's	-	-	-	-	-	-	DNP	-	-	-	-	-	-	-
1/22 Hamline	-	-	-	-	-	-	DNP	-	-	-	-	-	-	-
1/25 @ Concordia	-	-	-	-	-	-	DNP	-	-	-	-	-	-	-
1/29 @ Augsburg	-	-	-	-	-	-	DNP	-	-	-	-	-	-	-
2/1 St. Olaf	-	-	-	-	-	-	DNP	-	-	-	-	-	-	-
2/3 Saint John's	-	-	-	-	-	-	DNP	-	-	-	-	-	-	-
2/5 Macalester	-	-	-	-	-	-	DNP	-	-	-	-	-	-	-
2/8 @ Carleton	-	-	-	-	-	-	DNP	-	-	-	-	-	-	-
2/12 @ Bethel	-	-	-	-	-	-	DNP	-	-	-	-	-	-	-
2/15 Saint Mary's	-	-	-	-	-	-	-	-	-	-	-	-	-	-
2/19 St. Thomas	-	-	-	-	-	-	-	-	-	-	-	-	-	-

Tapp's Career Numbers

Season	GP-GS	Min./Avg.	FG-A	Pct.	3pt FG-A	Pct.	FT-A	Pct.	OReb	DReb	Tot.	Avg.	PF	FO	A	TO	Blk	Stl	Pts.	Avg.
2011-12	8-0	13/1.6	0-3	.000	0-1	.000	0-0	.000	0	0	0	0.0	1	0	3	3	0	0	0	0.0
2012-13	24-24	653/27.2	77-149	.517	18-43	.419	12-16	.750	14	37	51	2.1	34	0	51	40	7	14	184	7.7
2013-14	11-11	315/28.6	53-100	.530	8-15	.533	13-18	.722	13	19	32	2.9	11	0	17	17	1	10	127	11.5
Total	43-35	981/22.8	130-252	.516	26-59	.441	25-34	.735	27	56	83	1.9	46	0	71	60	8	24	311	7.2

Chris Narum



12

Guard
Sophomore

Height: 6'1"
Weight: 185

Eagan, Minnesota
Eastview High School

Major: Undeclared

Parents: Jim and Merilu Narum
of Eagan, Minnesota

Narum's Career Highs

Points:	13 vs. Bethany Lutheran (Nov. 19, 2013)
Rebounds:	6 vs. Buena Vista (Nov. 16, 2013)
Assists:	5 vs. Augsburg (Jan. 29, 2014)
Minutes	27 vs. Bethel (Jan. 8, 2014)

2013-14 Game-by-Game Statistics

Game	GS	Min.	FG-A	3pt FG-A	FT-A	OReb	DReb	Tot.	PF	A	TO	Blk	Stl	Pts.
11/15 Simpson		14	0-0	0-0	0-0	0	1	0	0	0	0	0	0	0
11/16 Buena Vista		20	2-2	1-1	0-0	2	4	6	2	3	0	0	0	5
11/19 @ Bethany		14	4-6	4-6	1-2	0	4	4	0	0	4	0	0	13
11/26 @ UM-Morris		15	0-1	0-1	0-0	1	1	2	2	2	1	0	1	0
12/4 @ Hamline		16	1-1	0-0	0-0	0	1	1	2	2	0	0	1	2
12/7 Concordia		11	0-1	0-1	0-0	0	2	2	1	2	2	0	0	0
12/9 Augsburg		17	0-2	0-1	0-0	2	1	3	3	3	0	0	0	0
12/11 @ Saint John's		19	0-2	0-2	0-0	0	2	2	0	1	2	0	1	0
12/31 UW-La Crosse		7	0-0	0-0	0-0	0	0	0	1	0	0	0	0	0
1/4 @ St. Olaf		9	0-2	0-1	0-0	0	1	1	2	0	0	0	0	0
1/6 @ Macalester		11	1-2	1-1	2-2	1	0	1	0	1	0	0	1	5
1/8 Bethel	*	27	3-6	3-6	0-0	0	2	2	3	1	4	0	2	9
1/11 Carleton	*	17	2-4	1-2	0-0	0	0	0	1	2	0	0	2	5
1/15 @ St. Thomas	*	24	0-2	0-1	0-1	1	1	2	2	4	0	0	2	0
1/18 @ Saint Mary's	*	23	0-0	0-0	1-2	0	2	2	3	1	0	0	2	1
1/22 Hamline	*	25	1-3	1-2	1-2	1	3	4	1	1	0	0	0	4
1/25 @ Concordia	*	19	1-4	1-1	0-0	0	1	1	2	2	2	0	0	3
1/29 @ Augsburg	*	15	0-1	0-1	0-0	0	2	2	1	5	1	0	0	0
2/1 St. Olaf	*	22	0-1	0-1	0-0	0	0	0	2	3	0	0	0	0
2/3 Saint John's	*	17	0-0	0-0	0-0	0	3	3	0	1	0	0	1	0
2/5 Macalester	*	10	0-0	0-0	0-0	0	0	0	1	2	1	0	0	0
2/8 @ Carleton	*	21	0-1	0-1	0-0	0	1	1	3	0	1	0	1	0
2/12 @ Bethel	*	5	0-0	0-0	0-0	0	0	0	1	0	0	0	0	0
2/15 Saint Mary's														
2/19 St. Thomas														

Narum's Career Numbers

Season	GP-GS	Min./Avg.	FG-A	Pct.	3pt FG-A	Pct.	FT-A	Pct.	OReb	DReb	Tot.	Avg.	PF	FO	A	TO	Blk	Stl	Pts.	Avg.
2013-14	23-12	378/16.4	15-41	.366	12-29	.414	5-9	.556	8	32	40	1.7	33	0	36	18	0	14	47	2.0
Total	23-12	378/16.4	15-41	.366	12-29	.414	5-9	.556	8	32	40	1.7	33	0	36	18	0	14	47	2.0



Coleman Sweeney



20

Wing
Freshman

Height: 6'0"
Weight: 185

Lake City, Minnesota
Lincoln High School

Major: Undeclared

Parents: Shawn and Jean
Sweeney of Lake City,
Minnesota

Sweeney's Career Highs

Points:	7 vs. Bethel (Feb. 12, 2014)
Rebounds:	9 vs. Bethel (Feb. 12, 2014)
Assists:	5 vs. Bethel (Feb. 12, 2014)
Minutes	25 vs. Bethel (Feb. 12, 2014)

2013-14 Game-by-Game Statistics

Game	GS	Min.	FG-A	3pt FG-A	FT-A	OReb	DReb	Tot.	PF	A	TO	Blk	Stl	Pts.
11/15 Simpson	-	-	-	-	-	-	DNP	-	-	-	-	-	-	-
11/16 Buena Vista	-	-	-	-	-	-	DNP	-	-	-	-	-	-	-
11/19 @ Bethany	-	-	-	-	-	-	DNP	-	-	-	-	-	-	-
11/26 @ UM-Morris	-	-	-	-	-	-	DNP	-	-	-	-	-	-	-
12/4 @ Hamline	-	-	-	-	-	-	DNP	-	-	-	-	-	-	-
12/7 Concordia	-	-	-	-	-	-	DNP	-	-	-	-	-	-	-
12/9 Augsburg	-	-	-	-	-	-	DNP	-	-	-	-	-	-	-
12/11 @ Saint John's	-	-	-	-	-	-	DNP	-	-	-	-	-	-	-
12/31 UW-La Crosse	-	-	-	-	-	-	DNP	-	-	-	-	-	-	-
1/4 @ St. Olaf	9	0-2	0-1	0-0	0	1	1	2	0	0	0	0	0	0
1/6 @ Macalester	9	1-2	0-0	3-3	0	0	0	1	2	0	0	0	0	5
1/8 Bethel	-	-	-	-	-	-	DNP	-	-	-	-	-	-	-
1/11 Carleton	-	-	-	-	-	-	DNP	-	-	-	-	-	-	-
1/15 @ St. Thomas	-	-	-	-	-	-	DNP	-	-	-	-	-	-	-
1/18 @ Saint Mary's	11	1-1	1-1	0-0	0	1	1	4	2	3	0	1	2	2
1/22 Hamline	13	1-4	1-1	1-4	0	2	2	3	3	0	0	1	4	4
1/25 @ Concordia	15	1-5	1-2	2-2	0	2	2	4	2	0	0	1	5	5
1/29 @ Augsburg	7	0-0	0-0	0-0	0	0	0	2	0	1	1	0	0	0
2/1 St. Olaf	4	0-3	0-2	0-2	0	0	0	2	0	1	0	0	0	0
2/3 Saint John's	12	0-0	0-0	0-0	0	0	0	2	3	0	0	0	0	0
2/5 Macalester	14	2-2	0-0	0-0	1	2	3	2	0	1	0	0	4	4
2/8 @ Carleton	15	0-0	0-0	0-0	0	0	0	5	2	0	0	0	0	0
2/12 @ Bethel	25	2-5	0-0	3-7	6	3	9	2	5	2	0	3	7	7
2/15 Saint Mary's														
2/19 St. Thomas														

Sweeney's Career Numbers

Season	GP-GS	Min./Avg.	FG-A	Pct.	3pt FG-A	Pct.	FT-A	Pct.	OReb	DReb	Tot.	Avg.	PF	FO	A	TO	Blk	Stl	Pts.	Avg.
2013-14	11-0	134/12.2	8-23	.348	3-7	.429	9-18	.500	7	11	18	1.6	29	1	19	8	1	6	28	2.5
Total	11-0	134/12.2	8-23	.348	3-7	.429	9-18	.500	7	11	18	1.6	29	1	19	8	1	6	28	2.5

Jordan Dick



21

Wing
Senior

Height: 6'5"
Weight: 200

Wabasha, Minnesota
Wabasha-Kellogg High School

Major: Management

Parents: Glen and Sheri Dick
of Wabasha, Minnesota

Dick's Career Highs

Points:	21 vs. Hamline (Dec. 4, 2013)
Rebounds:	8 vs. Simpson (Nov. 15, 2013)
Assists:	4 (2x) last vs. Bethel (Jan. 8, 2014)
Minutes	38 vs. Bethel (Jan. 8, 2014)

2013-14 Game-by-Game Statistics

Game	GS	Min.	FG-A	3pt FG-A	FT-A	OReb	DReb	Tot.	PF	A	TO	Blk	Stl	Pts.
11/15 Simpson	*	32	5-7	0-1	4-4	0	8	8	2	1	2	2	1	14
11/16 Buena Vista	*	24	8-12	4-6	0-0	1	1	2	2	0	0	1	1	20
11/19 @ Bethany	*	30	5-10	4-7	0-0	0	3	3	2	1	0	0	1	14
11/26 @ UM-Morris	*	31	4-9	1-3	0-0	1	3	4	2	0	1	0	3	9
12/4 @ Hamline	*	33	7-11	5-9	2-2	0	2	2	1	1	1	0	1	21
12/7 Concordia	*	32	6-9	2-3	2-4	4	2	6	1	1	0	0	0	16
12/9 Augsburg	*	31	2-3	2-2	0-0	0	2	2	1	0	0	1	1	6
12/11 @ Saint John's	*	32	6-9	4-5	1-2	0	5	5	0	0	1	0	1	17
12/31 UW-La Crosse	*	32	4-3	1-3	0-0	0	5	5	1	0	0	0	0	9
1/4 @ St. Olaf	*	27	3-9	2-6	0-0	1	0	1	1	1	1	0	0	8
1/6 @ Macalester	*	28	4-9	4-7	4-4	0	2	2	2	1	1	0	2	16
1/8 Bethel	*	38	6-10	4-8	0-0	1	3	4	1	4	2	1	0	16
1/11 Carleton	*	29	0-5	0-4	0-0	2	2	4	1	3	2	2	1	0
1/15 @ St. Thomas	*	30	1-5	0-0	0-0	0	0	0	1	3	1	0	0	2
1/18 @ Saint Mary's	*	22	1-6	0-3	0-0	1	2	3	1	0	0	1	0	2
1/22 Hamline	*	31	4-8	3-5	0-0	1	3	4	1	1	1	0	1	11
1/25 @ Concordia	*	34	2-3	1-2	0-0	0	2	2	1	1	2	0	0	5
1/29 @ Augsburg	*	34	6-10	3-6	0-0	1	0	1	1	1	1	0	0	15
2/1 St. Olaf	*	35	8-11	4-6	0-0	2	2	4	0	1	1	0	0	20
2/3 Saint John's	*	33	4-7	1-3	1-1	2	1	3	2	3	3	0	1	10
2/5 Macalester	*	33	4-10	1-6	4-4	2	3	5	2	2	0	0	1	13
2/8 @ Carleton	*	34	5-8	2-3	2-3	0	4	4	1	1	1	0	0	14
2/12 @ Bethel	*	34	5-12	3-9	0-0	2	2	4	0	1	0	0	0	13
2/15 Saint Mary's														
2/19 St. Thomas														

Dick's Career Numbers

Season	GP-GS	Min./Avg.	FG-A	Pct.	3pt FG-A	Pct.	FT-A	Pct.	OReb	DReb	Tot.	Avg.	PF	FO	A	TO	Blk	Stl	Pts.	Avg.
2010-11	2-0	1/0.5	0-0	.000	0-0	.000	0-0	.000	0	0	0	0.0	0	0	0	0	0	0	0	0.0
2011-12	20-0	164/8.2	5-21	.238	1-10	.100	4-5	.800	5	16	21	1.1	12	0	8	2	0	4	15	0.8
2012-13	24-24	692/28.8	67-136	.493	29-64	.453	15-18	.833	20	64	84	3.5	36	0	33	23	7	24	178	7.4
2013-14	23-23	719/31.3	100-189	.529	51-107	.477	20-24	.833	21	57	78	3.4	27	0	27	21	8	14	271	11.8
Total	69-47	1576/22.8	172-346	.497	81-181	.448	39-47	.830	46	137	183	2.7	75	0	68	46	15	42	464	6.7



Alec Koster



23

Wing
Freshman

Height: 6'1"
Weight: 185

Redwood Falls, Minnesota
Redwood Valley High School

Major: Undeclared

Parents: Daniel and Joan Koster
of Redwood Falls, Minnesota

Koster's Career Highs

Points:	3 (3x) last vs. Carleton (Jan. 11, 2014)
Rebounds:	3 vs. Bethel (Jan. 8, 2014)
Assists:	2 (2x) last vs. Augsburg (Jan. 29, 2014)
Minutes	23 vs. Carleton (Jan. 11, 2014)

2013-14 Game-by-Game Statistics

Game	GS	Min.	FG-A	3pt FG-A	FT-A	OReb	DReb	Tot.	PF	A	TO	Blk	Stl	Pts.
11/15 Simpson	-	-	-	-	-	-	DNP	-	-	-	-	-	-	-
11/16 Buena Vista	-	-	-	-	-	-	DNP	-	-	-	-	-	-	-
11/19 @ Bethany	-	-	-	-	-	-	DNP	-	-	-	-	-	-	-
11/26 @ UM-Morris	-	-	-	-	-	-	DNP	-	-	-	-	-	-	-
12/4 @ Hamline	-	-	-	-	-	-	DNP	-	-	-	-	-	-	-
12/7 Concordia	-	-	-	-	-	-	DNP	-	-	-	-	-	-	-
12/9 Augsburg	-	-	-	-	-	-	DNP	-	-	-	-	-	-	-
12/11 @ Saint John's	-	-	-	-	-	-	DNP	-	-	-	-	-	-	-
12/31 UW-La Crosse	-	-	-	-	-	-	DNP	-	-	-	-	-	-	-
1/4 @ St. Olaf	9	1-2	1-1	0-0	1	0	1	0	0	0	0	0	1	3
1/6 @ Macalester	9	0-0	0-0	0-0	0	0	0	3	0	0	0	0	0	0
1/8 Bethel	15	1-5	1-4	0-0	0	3	3	1	1	0	0	0	0	3
1/11 Carleton	23	1-5	1-3	0-0	1	0	1	0	1	2	0	1	3	
1/15 @ St. Thomas	10	0-2	0-0	2-2	0	2	2	0	0	0	0	0	1	2
1/18 @ Saint Mary's	13	0-1	0-1	0-0	0	0	0	2	2	3	0	0	0	2
1/22 Hamline	2	0-0	0-0	0-0	0	0	0	0	0	0	0	0	0	0
1/25 @ Concordia	-	-	-	-	-	-	DNP	-	-	-	-	-	-	-
1/29 @ Augsburg	11	0-2	0-2	0-0	0	0	0	1	2	0	0	0	0	0
2/1 St. Olaf	-	-	-	-	-	-	DNP	-	-	-	-	-	-	-
2/3 Saint John's	-	-	-	-	-	-	DNP	-	-	-	-	-	-	-
2/5 Macalester	-	-	-	-	-	-	DNP	-	-	-	-	-	-	-
2/8 @ Carleton	-	-	-	-	-	-	DNP	-	-	-	-	-	-	-
2/12 @ Bethel	-	-	-	-	-	-	DNP	-	-	-	-	-	-	-
2/15 Saint Mary's	-	-	-	-	-	-	-	-	-	-	-	-	-	-
2/19 St. Thomas	-	-	-	-	-	-	-	-	-	-	-	-	-	-

Koster's Career Numbers

Season	GP-GS	Min./Avg.	FG-A	Pct.	3pt FG-A	Pct.	FT-A	Pct.	OReb	DReb	Tot.	Avg.	PF	FO	A	TO	Blk	Stl	Pts.	Avg.
2013-14	8-0	92/11.5	3-17	.176	3-11	.273	2-2	1.000	2	5	7	0.9	7	0	6	5	0	3	11	1.4
Total	8-0	92/11.5	3-17	.176	3-11	.273	2-2	1.000	2	5	7	0.9	7	0	6	5	0	3	11	1.4

Martin Feddersen



32

Wing
Junior

Height: 6'4"
Weight: 195

Winona, Minnesota
Winona High School

Major: History, Psychology

Parents: Rod and Deb
Feddersen of Winona,
Minnesota

Feddersen's Career Highs

Points:	17 vs. Carleton (Feb. 8, 2014)
Rebounds:	10 vs. St. Thomas (Jan. 15, 2014)
Assists:	11 vs. Buena Vista (Nov. 16, 2013)
Minutes	36 vs. Bethel (Jan. 8, 2014)

2013-14 Game-by-Game Statistics


Game	GS	Min.	FG-A	3pt FG-A	FT-A	OReb	DReb	Tot.	PF	A	TO	Blk	Stl	Pts.
11/15 Simpson	*	28	0-2	0-0	1-4	1	7	8	3	7	3	0	1	1
11/16 Buena Vista	*	29	2-4	2-2	4-4	1	4	5	2	11	2	0	0	10
11/19 @ Bethany	*	30	1-1	0-0	1-3	1	4	5	1	9	3	1	2	3
11/26 @ UM-Morris	*	22	2-2	0-0	1-2	1	1	2	2	2	2	1	0	5
12/4 @ Hamline	*	25	0-0	0-0	3-4	0	3	3	3	3	5	0	2	3
12/7 Concordia	*	28	3-4	0-0	0-0	1	2	3	2	5	3	0	4	6
12/9 Augsburg	*	24	3-4	0-0	3-4	0	1	1	3	4	1	0	5	9
12/11 @ Saint John's	*	19	2-5	1-1	0-0	2	3	5	2	3	2	0	0	5
12/31 UW-La Crosse	*	32	2-5	0-0	7-9	0	4	4	5	5	5	0	1	11
1/4 @ St. Olaf	*	25	1-4	0-0	4-5	1	6	7	3	4	5	1	1	6
1/6 @ Macalester	*	27	3-8	0-0	4-5	1	0	1	2	4	0	0	5	10
1/8 Bethel	*	36	3-5	1-1	1-2	0	6	6	4	4	7	0	0	8
1/11 Carleton	*	25	1-2	0-1	0-0	0	6	6	0	1	0	0	1	2
1/15 @ St. Thomas	*	35	5-9	1-1	2-4	3	7	10	3	5	8	1	2	13
1/18 @ Saint Mary's	*	22	5-5	0-0	1-2	1	1	2	2	2	5	0	2	11
1/22 Hamline	*	24	3-4	0-0	2-2	2	3	5	2	1	1	0	1	8
1/25 @ Concordia	*	28	5-7	0-0	1-2	3	2	5	4	4	3	2	2	11
1/29 @ Augsburg	*	27	6-8	0-0	1-1	0	2	2	4	1	1	0	1	13
2/1 St. Olaf	*	6	1-1	0-0	0-0	0	0	0	4	1	1	0	0	2
2/3 Saint John's	*	23	6-9	0-1	2-2	1	2	3	3	1	5	0	0	14
2/5 Macalester	*	29	3-4	0-0	1-1	0	3	3	0	4	3	0	1	7
2/8 @ Carleton	*	35	7-9	0-0	3-7	2	3	5	3	5	4	0	4	17
2/12 @ Bethel	*	33	5-6	0-0	2-5	3	3	6	4	5	3	0	2	12
2/15 Saint Mary's														
2/19 St. Thomas														

Feddersen's Career Numbers

Season	GP-GS	Min./Avg.	FG-A	Pct.	3pt FG-A	Pct.	FT-A	Pct.	OReb	DReb	Tot.	Avg.	PF	FO	A	TO	Blk	Stl	Pts.	Avg.
2011-12	8-0	9/1.1	1-1	1.000	0-0	.000	1-2	.500	1	3	4	0.5	1	0	0	1	0	0	3	0.4
2012-13	18-0	324/18.0	13-26	.500	0-3	.000	11-16	.688	12	37	49	2.7	38	1	41	19	7	27	37	2.1
2013-14	23-23	612/26.6	69-108	.639	5-7	.714	44-68	.647	24	73	97	4.2	61	1	91	72	6	37	187	8.1
Total	49-23	945/19.3	83-135	.615	5-10	.500	56-86	.651	37	113	150	3.1	100	2	132	92	13	64	227	4.6



Peter Kruize



33

Post
Freshman

Height: 6'7"
Weight: 215

St. Peter, Minnesota
St. Peter High School

Major: Undeclared

Parents: Peter and Victoria
Kruize of St. Peter, Minnesota

Kruize's Career Highs

Points:	16 vs. Simpson (Nov. 15, 2013)
Rebounds:	8 (2x) last vs. Macalester (Jan. 6, 2014)
Assists:	3 vs. Simpson (Nov. 15, 2013)
Minutes	30 vs. Augsburg (Jan. 29, 2014)

2013-14 Game-by-Game Statistics

Game	GS	Min.	FG-A	3pt FG-A	FT-A	OReb	DReb	Tot.	PF	A	TO	Blk	Stl	Pts.
11/15 Simpson	20	6-7	0-0	4-7	1	7	8	2	3	2	2	0	16	
11/16 Buena Vista	14	2-6	0-0	0-0	1	0	1	3	1	2	0	0	4	
11/19 @ Bethany	16	2-5	0-0	0-0	1	1	2	2	3	1	1	0	4	
11/26 @ UM-Morris	19	3-6	0-0	1-2	1	5	6	2	2	2	0	0	7	
12/4 @ Hamline	16	3-5	0-0	0-1	1	2	3	1	1	2	1	1	6	
12/7 Concordia	10	2-3	0-0	2-4	0	1	1	2	0	2	0	0	6	
12/9 Augsburg	16	4-8	0-0	0-1	0	2	2	4	0	4	0	0	8	
12/11 @ Saint John's	17	5-9	0-0	0-0	2	2	4	2	0	2	0	1	10	
12/31 UW-La Crosse	5	3-3	0-0	1-2	0	0	0	3	0	1	1	0	7	
1/4 @ St. Olaf	21	4-5	0-0	3-3	2	2	4	3	0	2	0	0	11	
1/6 @ Macalester	20	4-9	0-0	0-0	1	7	8	2	2	1	0	1	8	
1/8 Bethel	19	5-7	0-0	2-2	0	1	1	1	0	1	0	0	12	
1/11 Carleton	18	5-8	0-0	1-2	0	3	3	1	1	2	0	0	11	
1/15 @ St. Thomas	21	3-7	0-0	0-0	1	3	4	2	1	1	0	0	6	
1/18 @ Saint Mary's	21	7-11	0-0	1-2	1	1	2	0	2	0	0	0	15	
1/22 Hamline	20	4-5	0-0	3-3	0	3	3	1	0	0	0	0	11	
1/25 @ Concordia	12	0-3	0-0	0-0	1	2	3	1	0	1	0	0	0	
1/29 @ Augsburg	30	4-11	0-0	4-4	1	6	7	3	2	0	0	0	12	
2/1 St. Olaf	14	3-5	0-0	1-1	0	2	2	0	0	0	0	0	7	
2/3 Saint John's	13	2-4	0-0	0-1	0	1	1	1	0	1	1	1	4	
2/5 Macalester	-	-	-	-	-	DNP	-	-	-	-	-	-	-	
2/8 @ Carleton	2	0-0	0-0	0-0	0	0	0	0	0	0	0	0	0	
2/12 @ Bethel	8	0-1	0-0	2-2	0	1	1	1	0	0	0	0	2	
2/15 Saint Mary's														
2/19 St. Thomas														

Kruize's Career Numbers

Season	GP-GS	Min./Avg.	FG-A	Pct.	3pt FG-A	Pct.	FT-A	Pct.	OReb	DReb	Tot.	Avg.	PF	FO	A	TO	Blk	Stl	Pts.	Avg.
2013-14	22-0	352/16.0	71-128	.555	0-0	.000	25-37	.676	14	52	66	3.0	37	0	18	27	6	4	167	7.6
Total	22-0	352/16.0	71-128	.555	0-0	.000	25-37	.676	14	52	66	3.0	37	0	18	27	6	4	167	7.6

Brian Jacobs



34

Post
Junior

Height: 6'7"
Weight: 210

Lake Crystal, Minnesota
Lake Crystal Wellcome Memorial
High School

Major: Accounting

Parents: Anthony and Laurie
Jacobs of Lake Crystal,
Minnesota

Jacobs's Career Highs

Points:	20 vs. Saint John's (Feb. 3, 2014)
Rebounds:	8 vs. Carleton (Feb. 8, 2014)
Assists:	3 vs. St. Olaf (Feb. 1, 2014)
Minutes	36 vs. Macalester (Feb. 5, 2014)

2013-14 Game-by-Game Statistics


Game	GS	Min.	FG-A	3pt FG-A	FT-A	OReb	DReb	Tot.	PF	A	TO	Blk	Stl	Pts.
11/15 Simpson	*	20	6-7	3-3	2-2	0	1	1	4	1	0	0	0	17
11/16 Buena Vista	*	27	5-11	2-5	0-0	0	0	0	1	1	0	0	1	12
11/19 @ Bethany	*	21	2-4	0-1	0-1	0	2	2	3	2	2	0	2	4
11/26 @ UM-Morris	*	18	2-3	1-2	2-2	1	1	2	3	0	1	0	1	7
12/4 @ Hamline	*	21	1-5	0-2	2-4	2	2	4	2	1	1	0	2	4
12/7 Concordia	*	23	5-5	0-0	4-4	0	2	2	4	0	0	0	1	14
12/9 Augsburg	*	24	6-8	1-2	2-3	1	3	4	1	0	1	0	0	15
12/11 @ Saint John's	*	18	1-4	0-2	1-1	0	0	0	1	0	0	1	0	3
12/31 UW-La Crosse	*	29	3-9	1-4	0-0	1	0	1	1	1	0	1	2	7
1/4 @ St. Olaf	*	21	2-2	0-0	4-4	0	2	2	3	2	0	3	1	8
1/6 @ Macalester	*	11	2-4	0-0	0-0	0	1	1	3	0	2	0	0	4
1/8 Bethel	*	23	1-3	0-1	0-1	0	1	1	2	1	2	0	0	2
1/11 Carleton	*	20	7-11	2-4	2-2	1	1	2	2	2	0	0	0	18
1/15 @ St. Thomas	*	16	2-6	0-1	0-0	0	1	1	2	0	1	0	0	4
1/18 @ Saint Mary's	*	21	6-6	1-1	0-0	1	3	4	3	0	2	1	1	13
1/22 Hamline	*	18	4-6	0-2	1-1	1	0	1	4	0	1	0	1	9
1/25 @ Concordia	*	31	4-7	1-2	0-0	0	0	0	2	0	0	1	0	9
1/29 @ Augsburg	*	15	1-2	0-0	0-2	0	2	2	4	1	1	0	1	2
2/1 St. Olaf	*	31	5-11	1-3	1-2	0	4	4	4	3	1	1	1	12
2/3 Saint John's	*	30	9-13	1-2	1-1	0	3	3	3	0	2	0	0	20
2/5 Macalester	*	36	7-12	1-4	0-0	2	3	5	1	2	3	0	2	15
2/8 @ Carleton	*	25	5-12	2-4	1-2	5	3	8	2	0	2	2	2	13
2/12 @ Bethel	*	24	1-6	1-1	0-0	2	3	5	0	1	2	0	0	3
2/15 Saint Mary's														
2/19 St. Thomas														

Jacobs's Career Numbers

Season	GP-GS	Min./Avg.	FG-A	Pct.	3pt FG-A	Pct.	FT-A	Pct.	OReb	DReb	Tot.	Avg.	PF	FO	A	TO	Blk	Stl	Pts.	Avg.
2011-12	4-0	2/0.5	1-1	1.000	0-0	.000	0-0	.000	0	2	2	0.5	0	0	0	0	0	0	2	0.5
2012-13	18-0	156/8.7	10-27	.370	2-6	.333	1-5	.200	8	17	25	1.4	12	0	13	9	6	6	23	1.3
2013-14	23-23	523/22.7	87-157	.554	18-46	.391	23-32	.719	17	38	55	2.4	55	0	18	24	10	18	215	9.3
Total	45-23	681/15.1	98-185	.530	20-52	.385	24-37	.649	25	57	82	1.8	67	0	31	33	16	24	240	5.3



Brody Ziegler



42

Post
Sophomore

Height: 6'6"
Weight: 200

Mankato, Minnesota
Mankato East High School

Major: Undeclared

Parents: Bruce and Paula
Ziegler of Mankato, Minnesota

Ziegler's Career Highs

Points:	20 vs. Bethany Lutheran (Nov. 19, 2013)
Rebounds:	9 (3x); last vs. Bethel (Feb. 12, 2014)
Assists:	3 (2x) last vs. St. Olaf (Feb. 1, 2014)
Minutes	32 (3x) last vs. Bethel (Feb. 12, 2014)

2013-14 Game-by-Game Statistics

Game	GS	Min.	FG-A	3pt FG-A	FT-A	OReb	DReb	Tot.	PF	A	TO	Blk	Stl	Pts.
11/15 Simpson	*	16	6-8	0-0	0-0	2	3	5	4	0	2	1	0	12
11/16 Buena Vista	*	20	4-8	0-0	0-0	0	5	5	5	2	0	1	1	8
11/19 @ Bethany	*	23	8-11	0-0	4-5	2	2	4	2	0	1	0	0	20
11/26 @ UM-Morris	*	25	4-4	0-0	1-2	0	5	5	4	0	2	0	0	9
12/4 @ Hamline	*	26	6-9	0-0	5-7	1	3	4	2	0	1	0	1	17
12/7 Concordia	*	31	6-7	0-0	6-9	2	5	7	2	3	3	2	2	18
12/9 Augsburg	*	24	3-6	0-0	0-0	3	0	3	2	1	0	2	2	6
12/11 @ Saint John's	*	23	6-9	0-0	2-3	3	4	7	1	2	0	0	0	14
12/31 UW-La Crosse	*	32	4-11	0-0	5-8	5	4	9	2	0	2	1	1	13
1/4 @ St. Olaf	*	21	6-8	0-0	2-2	0	1	1	2	0	2	2	0	14
1/6 @ Macalester	*	21	7-9	0-0	0-0	3	0	3	1	2	2	1	2	14
1/8 Bethel	*	26	4-9	0-0	2-4	2	6	8	3	1	1	0	1	10
1/11 Carleton	*	22	3-7	0-0	0-1	1	6	7	2	2	0	1	0	6
1/15 @ St. Thomas	*	32	3-9	0-0	1-3	2	2	4	3	0	3	1	1	7
1/18 @ Saint Mary's	*	18	9-12	0-0	1-3	0	1	1	1	0	0	0	1	19
1/22 Hamline	*	25	4-10	0-0	0-1	2	4	6	2	1	2	3	0	8
1/25 @ Concordia	*	28	6-7	0-0	4-7	1	3	4	2	2	2	1	0	16
1/29 @ Augsburg	*	24	2-5	0-0	2-6	0	6	6	2	0	2	2	2	6
2/1 St. Olaf	*	28	2-4	0-0	0-0	2	2	4	2	3	4	3	0	4
2/3 Saint John's	*	27	2-5	0-0	3-4	1	4	5	2	1	3	1	0	7
2/5 Macalester	*	24	3-6	0-0	0-0	2	2	4	4	1	5	1	0	6
2/8 @ Carleton	*	30	3-9	0-0	1-2	1	7	8	2	1	2	1	0	7
2/12 @ Bethel	*	32	4-11	0-0	2-3	1	8	9	2	1	4	0	0	10
2/15 Saint Mary's														
2/19 St. Thomas														

Ziegler's Career Numbers

Season	GP-GS	Min./Avg.	FG-A	Pct.	3pt FG-A	Pct.	FT-A	Pct.	OReb	DReb	Tot.	Avg.	PF	FO	A	TO	Blk	Stl	Pts.	Avg.
2012-13	19-0	286/15.1	41-73	.562	0-0	.000	14-25	.560	25	42	67	3.5	21	0	12	15	9	13	96	5.1
2013-14	23-23	578/25.1	105-184	.571	0-0	.000	41-70	.586	36	83	119	5.2	54	1	23	43	24	14	251	10.9
Total	42-23	864/20.6	146-257	.568	0-0	.000	55-95	.579	61	125	186	4.4	75	1	35	58	33	27	347	8.3

Scott Mulder



43

Post
Sophomore

Height: 6'7"
Weight: 205

Sioux Falls, South Dakota
Lincoln High School

Major: Biochemistry and
Molecular Biology

Mulder's Career Highs

Points:	4 vs. Macalester (Jan. 6, 2014)
Rebounds:	2 vs. Macalester (Jan. 6, 2014)
Assists:	-
Minutes	3 vs. Macalester (Jan. 6, 2014)

2013-14 Game-by-Game Statistics

Game	GS	Min.	FG-A	3pt FG-A	FT-A	OReb	DReb	Tot.	PF	A	TO	Blk	Stl	Pts.
11/15 Simpson	-	-	-	-	-	-	DNP	-	-	-	-	-	-	-
11/16 Buena Vista	-	-	-	-	-	-	DNP	-	-	-	-	-	-	-
11/19 @ Bethany	1	0-0	0-0	0-0	0	0	0	0	0	0	0	0	0	0
11/26 @ UM-Morris	-	-	-	-	-	-	DNP	-	-	-	-	-	-	-
12/4 @ Hamline	-	-	-	-	-	-	DNP	-	-	-	-	-	-	-
12/7 Concordia	-	-	-	-	-	-	DNP	-	-	-	-	-	-	-
12/9 Augsburg	2	0-0	0-0	0-0	0	0	0	0	0	0	0	0	0	0
12/11 @ Saint John's	-	-	-	-	-	-	DNP	-	-	-	-	-	-	-
12/31 UW-La Crosse	-	-	-	-	-	-	DNP	-	-	-	-	-	-	-
1/4 @ St. Olaf	-	-	-	-	-	-	DNP	-	-	-	-	-	-	-
1/6 @ Macalester	3	1-2	0-0	2-2	1	1	2	0	0	0	0	0	0	4
1/8 Bethel	-	-	-	-	-	-	DNP	-	-	-	-	-	-	-
1/11 Carleton	2	0-0	0-0	0-0	1	0	1	0	0	1	0	0	0	0
1/15 @ St. Thomas	-	-	-	-	-	-	DNP	-	-	-	-	-	-	-
1/18 @ Saint Mary's	1	0-0	0-0	0-0	0	1	1	0	0	0	0	0	0	0
1/22 Hamline	1	0-0	0-0	0-0	1	0	1	0	0	0	1	0	0	0
1/25 @ Concordia	-	-	-	-	-	-	DNP	-	-	-	-	-	-	-
1/29 @ Augsburg	-	-	-	-	-	-	DNP	-	-	-	-	-	-	-
2/1 St. Olaf	-	-	-	-	-	-	DNP	-	-	-	-	-	-	-
2/3 Saint John's	-	-	-	-	-	-	DNP	-	-	-	-	-	-	-
2/5 Macalester	-	-	-	-	-	-	DNP	-	-	-	-	-	-	-
2/8 @ Carleton	-	-	-	-	-	-	DNP	-	-	-	-	-	-	-
2/12 @ Bethel	-	-	-	-	-	-	DNP	-	-	-	-	-	-	-
2/15 Saint Mary's	-	-	-	-	-	-	-	-	-	-	-	-	-	-
2/19 St. Thomas	-	-	-	-	-	-	-	-	-	-	-	-	-	-

Mulder's Career Numbers

Season	GP-GS	Min./Avg.	FG-A	Pct.	3pt FG-A	Pct.	FT-A	Pct.	OReb	DReb	Tot.	Avg.	PF	FO	A	TO	Blk	Stl	Pts.	Avg.
2013-14	6-0	10/1.7	1-2	.500	0-0	.000	2-2	1.000	3	2	5	0.8	0	0	0	1	1	0	4	0.7
Total	6-0	10/1.7	1-2	.500	0-0	.000	2-2	1.000	3	2	5	0.8	0	0	0	1	1	0	4	0.7



Sergio Najera



44

Post
Sophomore

Height: 6'6"
Weight: 195

New Prague, Minnesota
New Prague High School

Major: Undeclared

Parents: Ruben and Melissa
Najera of New Prague,
Minnesota

Najera's Career Highs

Points:	12 vs. Saint John's (Dec. 11, 2013)
Rebounds:	9 vs. Minnesota-Morris (Nov. 23, 2013)
Assists:	4 (2x); last vs. St. Olaf (Jan. 4, 2014)
Minutes	25 (2x) last vs. Macalester (Jan. 6, 2014)

2013-14 Game-by-Game Statistics

Game	GS	Min.	FG-A	3pt FG-A	FT-A	OReb	DReb	Tot.	PF	A	TO	Blk	Stl	Pts.
11/15 Simpson	25	2-5	0-1	0-1	0	2	2	3	1	4	1	0	4	
11/16 Buena Vista	18	3-6	0-2	0-0	3	1	4	3	4	2	0	0	6	
11/19 @ Bethany	19	4-8	0-0	1-2	4	0	4	1	2	2	1	0	9	
11/26 @ UM-Morris	18	4-9	1-2	2-2	2	7	9	3	1	6	0	1	11	
12/4 @ Hamline	16	2-3	1-1	4-4	1	2	3	4	1	0	0	1	9	
12/7 Concordia	15	1-6	0-1	0-0	2	3	5	0	0	2	0	0	2	
12/9 Augsburg	15	2-5	0-1	0-0	1	1	2	2	2	1	0	0	4	
12/11 @ Saint John's	22	4-5	0-0	4-8	3	2	5	2	2	1	2	0	12	
12/31 UW-La Crosse	11	1-3	0-0	0-0	0	0	0	1	1	1	0	0	2	
1/4 @ St. Olaf	16	0-2	0-1	2-2	1	0	1	1	4	2	0	1	2	
1/6 @ Macalester	25	0-3	0-0	1-2	2	4	6	0	3	5	0	2	1	
1/8 Bethel	3	0-0	0-0	0-0	0	0	0	0	0	0	0	0	0	
1/11 Carleton	18	1-1	0-0	0-0	1	4	5	1	1	5	1	0	2	
1/15 @ St. Thomas	11	1-1	1-1	0-0	1	2	3	2	0	1	0	0	3	
1/18 @ Saint Mary's	19	3-6	0-0	4-5	4	3	7	2	2	2	0	2	10	
1/22 Hamline	14	0-1	0-0	2-2	0	2	2	0	2	1	0	2	2	
1/25 @ Concordia	9	0-1	0-0	0-0	0	1	1	1	0	1	0	0	0	
1/29 @ Augsburg	12	1-4	0-1	0-0	0	2	2	0	0	1	0	0	2	
2/1 St. Olaf	7	1-1	0-0	0-0	0	0	0	0	1	2	0	0	2	
2/3 Saint John's	10	1-1	0-0	2-3	0	3	3	1	0	0	1	2	4	
2/5 Macalester	22	2-7	0-0	1-2	3	1	4	1	1	2	1	0	5	
2/8 @ Carleton	23	4-8	0-0	0-0	2	0	2	0	1	0	0	0	8	
2/12 @ Bethel	16	4-8	0-0	1-1	1	2	3	1	1	0	1	0	9	
2/15 Saint Mary's														
2/19 St. Thomas														

Najera's Career Numbers

Season	GP-GS	Min./Avg.	FG-A	Pct.	3pt FG-A	Pct.	FT-A	Pct.	OReb	DReb	Tot.	Avg.	PF	FO	A	TO	Blk	Stl	Pts.	Avg.
2012-13	8-0	16/2.0	3-6	.500	0-0	.000	0-0	.000	1	3	4	0.5	1	0	1	0	0	1	6	0.8
2013-14	23-0	364/15.8	41-94	.436	3-11	.273	24-34	.706	31	42	73	3.2	29	0	30	41	8	11	109	4.7
Total	31-0	380/12.3	44-100	.440	3-11	.237	24-34	.706	32	45	77	2.5	30	0	31	41	8	12	115	3.7

Dane Schmid



50

Post
Junior

Height: 6'9"
Weight: 230

Mahtomedi, Minnesota
Mahtomedi High School

Major: Undeclared

Parents: Geoff and Cindy
Schmid of Mahtomedi,
Minnesota

Schmid's Career Highs

Points:	2 vs. Saint Mary's (Jan. 30, 2013)
Rebounds:	2 vs. Hamline (Feb. 2, 2013)
Assists:	1 (2x), last: vs. Hamline (Feb. 2, 2013)
Minutes	7 (2x), last: vs. Saint Mary's (Jan. 30, 2013)

2013-14 Game-by-Game Statistics

Game	GS	Min.	FG-A	3pt FG-A	FT-A	OReb	DReb	Tot.	PF	A	TO	Blk	Stl	Pts.
11/15 Simpson	-	-	-	-	-	-	DNP	-	-	-	-	-	-	-
11/16 Buena Vista	-	-	-	-	-	-	DNP	-	-	-	-	-	-	-
11/19 @ Bethany	-	-	-	-	-	-	DNP	-	-	-	-	-	-	-
11/26 @ UM-Morris	-	-	-	-	-	-	DNP	-	-	-	-	-	-	-
12/4 @ Hamline	-	-	-	-	-	-	DNP	-	-	-	-	-	-	-
12/7 Concordia	-	-	-	-	-	-	DNP	-	-	-	-	-	-	-
12/9 Augsburg	-	-	-	-	-	-	DNP	-	-	-	-	-	-	-
12/11 @ Saint John's	-	-	-	-	-	-	DNP	-	-	-	-	-	-	-
12/31 UW-La Crosse	-	-	-	-	-	-	DNP	-	-	-	-	-	-	-
1/4 @ St. Olaf	-	-	-	-	-	-	DNP	-	-	-	-	-	-	-
1/6 @ Macalester	-	-	-	-	-	-	DNP	-	-	-	-	-	-	-
1/8 Bethel	-	-	-	-	-	-	DNP	-	-	-	-	-	-	-
1/11 Carleton	-	-	-	-	-	-	DNP	-	-	-	-	-	-	-
1/15 @ St. Thomas	-	-	-	-	-	-	DNP	-	-	-	-	-	-	-
1/18 @ Saint Mary's	-	-	-	-	-	-	DNP	-	-	-	-	-	-	-
1/22 Hamline	-	-	-	-	-	-	DNP	-	-	-	-	-	-	-
1/25 @ Concordia	-	-	-	-	-	-	DNP	-	-	-	-	-	-	-
1/29 @ Augsburg	-	-	-	-	-	-	DNP	-	-	-	-	-	-	-
2/1 St. Olaf	-	-	-	-	-	-	DNP	-	-	-	-	-	-	-
2/3 Saint John's	-	-	-	-	-	-	DNP	-	-	-	-	-	-	-
2/5 Macalester	-	-	-	-	-	-	DNP	-	-	-	-	-	-	-
2/8 @ Carleton	-	-	-	-	-	-	DNP	-	-	-	-	-	-	-
2/12 @ Bethel	-	-	-	-	-	-	DNP	-	-	-	-	-	-	-
2/15 Saint Mary's	-	-	-	-	-	-	DNP	-	-	-	-	-	-	-
2/19 St. Thomas	-	-	-	-	-	-	DNP	-	-	-	-	-	-	-

Schmid's Career Numbers

Season	GP-GS	Min./Avg.	FG-A	Pct.	3pt FG-A	Pct.	FT-A	Pct.	OReb	DReb	Tot.	Avg.	PF	FO	A	TO	Blk	Stl	Pts.	Avg.
2012-13	10-0	29/2.9	1-4	.250	0-0	.000	0-0	.000	1	2	3	0.3	1	0	2	5	0	2	2	0.2
2013-14	-	-	-	-	-	-	-	-	-	-	-	-	-	-	-	-	-	-	-	-
Total	10-0	29/2.9	1-4	.250	0-0	.000	0-0	.000	1	2	3	0.3	1	0	2	5	0	2	2	0.2



Gustavus Adolphus Basketball

Gustavus Adolphus Combined Team Statistics (as of Feb 13, 2014)

All games

RECORD:	OVERALL	HOME	AWAY	NEUTRAL
ALL GAMES	15-8	7-4	8-4	0-0
CONFERENCE	12-6	5-3	7-3	0-0
NON-CONFERENCE	3-2	2-1	1-1	0-0

#	Player	gp-gs	min	avg	Total		3-Point		F-Throw		Rebounds				pf	dq	a	to	blk	stl	pts	avg
					fg-fga	pct	3fg-fga	pct	ft-fga	pct	off	def	tot	avg								
21	Jordan Dick	23-23	719	31.3	100-189	.529	51-107	.477	20-24	.833	21	57	78	3.4	27	0	27	21	8	14	271	11.8
10	Isaac Tapp	11-11	315	28.6	53-100	.530	8-15	.533	13-18	.722	13	19	32	2.9	11	0	17	17	1	10	127	11.5
42	Brody Ziegler	23-23	578	25.1	105-184	.571	0-0	.000	41-70	.586	36	83	119	5.2	54	1	23	43	24	14	251	10.9
34	Brian Jacobs	23-23	523	22.7	87-157	.554	18-46	.391	23-32	.719	17	38	55	2.4	55	0	18	24	10	18	215	9.3
32	Martin Feddersen	23-23	612	26.6	69-108	.639	5-7	.714	44-68	.647	24	73	97	4.2	61	1	91	72	6	37	187	8.1
33	Peter Kruize	22-0	352	16.0	71-128	.555	0-0	.000	25-37	.676	14	52	66	3.0	37	0	18	27	6	4	167	7.6
44	Sergio Najera	23-0	364	15.8	41-94	.436	3-11	.273	24-34	.706	31	42	73	3.2	29	0	30	41	8	11	109	4.7
03	Chad Poppen	23-0	409	17.8	34-83	.410	13-49	.265	20-29	.690	7	40	47	2.0	22	0	25	20	2	18	101	4.4
02	Gary Cooper	8-0	76	9.5	14-33	.424	1-6	.167	3-3	1.000	2	9	11	1.4	6	0	13	7	1	3	32	4.0
20	Coleman Sweeney	11-0	134	12.2	8-23	.348	3-7	.429	9-18	.500	7	11	18	1.6	29	1	19	8	1	6	28	2.5
12	Chris Narum	23-12	378	16.4	15-41	.366	12-29	.414	5-9	.556	8	32	40	1.7	33	0	36	18	0	14	47	2.0
23	Alec Koster	8-0	92	11.5	3-17	.176	3-11	.273	2-2	1.000	2	5	7	0.9	7	0	6	5	0	3	11	1.4
43	Scott Mulder	6-0	10	1.7	1-2	.500	0-0	.000	2-2	1.000	3	2	5	0.8	0	0	0	1	1	0	4	0.7
04	Jed Kreuser	9-0	20	2.2	1-7	.143	0-5	.000	0-0	.000	0	1	1	0.1	0	0	2	0	0	1	2	0.2
05	Malcolm Farley	8-0	18	2.3	0-1	.000	0-0	.000	0-0	.000	0	1	1	0.1	1	0	2	0	0	1	0	0.0
Total.....		23	4600		602-1167	.516	117-293	.399	231-346	.668	211	494	705	30.7	372	3	327	310	68	154	1552	67.5
Opponents.....		23	4600		506-1134	.446	120-364	.330	290-409	.709	188	410	598	26.0	359	-	255	297	41	153	1422	61.8

TEAM STATISTICS	GAC	OPP	Date	Opponent	Score	Att.
SCORING	1552	1422	11/15/13	SIMPSON	w 68-83	487
Points per game	67.5	61.8	11/16/13	BUENA VISTA	w 69-82	468
Scoring margin	+5.7	-	11/19/13	at Bethany Lutheran	w 80-63	450
FIELD GOALS-ATT	602-1167	506-1134	11/23/13	at Minnesota Morris	L 64-68	389
Field goal pct	.516	.446	* 12/4/13	at Hamline University	w 80-62	385
3 POINT FG-ATT	117-293	120-364	* 12/7/13	CONCORDIA COLLEGE	w 64-78	324
3-point FG pct	.399	.330	* 12/9/13	AUGSBURG	w 54-74	268
3-pt FG made per game	5.1	5.2	* 12/11/13	at Saint John's Univ.	w 71-47	391
FREE THROWS-ATT	231-346	290-409	12/31/13	UW-LA CROSSE	L 73-58	413
Free throw pct	.668	.709	* 01/04/14	at St. Olaf	L 58-80	364
F-Throws made per game	10.0	12.6	* 1/6/14	at Macalester	w 75-52	110
REBOUNDS	705	598	* 1/8/14	BETHEL	L 68-60	423
Rebounds per game	30.7	26.0	* 1/11/14	CARLETON	w 39-57	386
Rebounding margin	+4.7	-	* 1-15-14	at St. Thomas	L 50-61	730
ASSISTS	327	255	* 1/18/14	at Saint Mary's	w 80-61	257
Assists per game	14.2	11.1	* 1/22/14	HAMLIN	w 44-65	327
TURNOVERS	310	297	* 1/25/14	at Concordia College	w 49-46	345
Turnovers per game	13.5	12.9	* 01/29/14	at Augsburg	L 59-83	218
Turnover margin	-0.6	-	* 2/1/14	ST. OLAF	L 77-72	323
Assist/turnover ratio	1.1	0.9	* 2/3/14	SAINT JOHN'S UNIV.	L 68-63	143
STEALS	154	153	* 2/5/14	MACALESTER	w 54-64	294
Steals per game	6.7	6.7	* 02/08/14	at Carleton	w 62-57	407
BLOCKS	68	41	* 02/12/14	at Bethel	w 68-64	265
Blocks per game	3.0	1.8	* - Conference game			
ATTENDANCE	3856	4311				
Home games-Avg/Game	11-351	12-359				
Neutral site-Avg/Game	-	0-0				

Score by Periods	1st	2nd	Totals
Gustavus Adolphus	719	833	1552
Opponents	680	742	1422



Gustavus Adolphus Basketball
Gustavus Adolphus Season Schedule/Results & Leaders (as of Feb 13, 2014)
All games

RECORD:	OVERALL	HOME	AWAY	NEUTRAL
ALL GAMES	15-8	7-4	8-4	0-0
CONFERENCE	12-6	5-3	7-3	0-0
NON-CONFERENCE	3-2	2-1	1-1	0-0

Date	Opponent		Score	Att.	High Points	High Rebounds
11/15/13	SIMPSON	W	83-68	487	(17)Brian Jacobs (17)Isaac Tapp	(8)Martin Feddersen (8)Jordan Dick (8)Peter Kruise
11/16/13	BUENA VISTA	W	82-69	468	(20)Jordan Dick	(6)Chris Narum
11/19/13	at Bethany Lutheran	W	80-63	450	(20)Brody Ziegler	(5)Martin Feddersen
11/23/13	at Minnesota Morris		64-68 L	389	(14)Isaac Tapp	(9)Sergio Najera
12/4/13	*at Hamline University	W	80-62	385	(21)Jordan Dick	(4)Brody Ziegler (4)Brian Jacobs (4)Isaac Tapp
12/7/13	*CONCORDIA COLLEGE	W	78-64	324	(18)Brody Ziegler	(7)Brody Ziegler
12/9/13	*AUGSBURG	W	74-54	268	(20)Isaac Tapp	(4)Brian Jacobs (4)Isaac Tapp
12/11/13	*at Saint John's Univ.	W	71-47	391	(17)Jordan Dick	(7)Brody Ziegler
12/31/13	UW-LA CROSSE		58-73 L	413	(13)Brody Ziegler	(9)Brody Ziegler
01/04/13	*at St. Olaf		58-80 L	364	(14)Brody Ziegler	(7)Martin Feddersen
1/6/14	*at Macalester	W	75-52	110	(16)Jordan Dick	(8)Peter Kruise
1/8/14	*BETHEL		60-68 L	423	(16)Jordan Dick	(8)Brody Ziegler
1/11/14	*CARLETON	W	57-39	386	(18)Brian Jacobs	(7)Brody Ziegler
1-15-14	*at St. Thomas		50-61 L	730	(13)Martin Feddersen (13)Chad Poppen	(10)Martin Feddersen
1/18/14	*at Saint Mary's	W	80-61	257	(19)Brody Ziegler	(7)Sergio Najera
1/22/14	*HAMLINE	W	65-44	327	(11)Jordan Dick (11)Peter Kruise	(6)Brody Ziegler
1/25/14	*at Concordia College	W	49-46	345	(16)Brody Ziegler	(5)Chad Poppen (5)Martin Feddersen
01/29/14	*at Augsburg		59-83 L	218	(15)Jordan Dick	(7)Peter Kruise
2/1/14	*ST. OLAF		72-77 L	323	(20)Jordan Dick	(6)Chad Poppen
2/3/14	*SAINT JOHN'S UNIV.		63-68 L	143	(20)Brian Jacobs	(5)Brody Ziegler
2/5/14	*MACALESTER	W	64-54	294	(15)Brian Jacobs	(6)Chad Poppen
02/08/14	*at Carleton	W	62-57	407	(17)Martin Feddersen	(8)Brian Jacobs (8)Brody Ziegler
02/12/14	*at Bethel	W	68-64	265	(13)Jordan Dick	(9)Coleman Sweeney (9)Brody Ziegler

* - Conference game

Attendance Summary	Games	Attend	Avg/Game
Home	11	3856	351
Away	12	4311	359
Neutral	0	0	0
Total	23	8167	355



Gustavus Adolphus Basketball
Gustavus Adolphus Game-by-Game Highs (as of Feb 13, 2014)
All games

Opponent	Date	Score	Points	Rebounds	Assists	Steals	Blocked shots
SIMPSON	11/15/13	83-68	17-Isaac Tapp Brian Jacobs	8-Peter Kruise Jordan Dick Martin Feddersen	7-Martin Feddersen	2-Isaac Tapp	2-Jordan Dick Peter Kruise
BUENA VISTA	11/16/13	82-69	20-Jordan Dick	6-Chris Narum	11-Martin Feddersen	1-Chad Poppen Brody Ziegler Jordan Dick Brian Jacobs	1-Brody Ziegler Jordan Dick
at Bethany Lutheran	11/19/13	80-63	20-Brody Ziegler	5-Martin Feddersen	9-Martin Feddersen	2-Martin Feddersen Brian Jacobs Chad Poppen	1-Sergio Najera Martin Feddersen Peter Kruise
at Minnesota Morris	11/23/13	64-68	14-Isaac Tapp	9-Sergio Najera	3-Isaac Tapp	3-Jordan Dick	1-Martin Feddersen
at Hamline University	12/4/13	80-62	21-Jordan Dick	4-Isaac Tapp Brian Jacobs Brody Ziegler	3-Martin Feddersen	2-Brian Jacobs Martin Feddersen	1-Peter Kruise
CONCORDIA COLLEGE	12/7/13	78-64	18-Brody Ziegler	7-Brody Ziegler	5-Martin Feddersen	4-Martin Feddersen	2-Brody Ziegler
AUGSBURG	12/9/13	74-54	20-Isaac Tapp	4-Isaac Tapp Brian Jacobs	4-Martin Feddersen	5-Martin Feddersen	2-Brody Ziegler
at Saint John's Univ.	12/11/13	71-47	17-Jordan Dick	7-Brody Ziegler	3-Martin Feddersen	1-Chad Poppen Chris Narum Peter Kruise Jordan Dick Malcolm Farley	2-Sergio Najera
UW-LA CROSSE	12/31/13	58-73	13-Brody Ziegler	9-Brody Ziegler	5-Martin Feddersen	2-Isaac Tapp Brian Jacobs	1-Isaac Tapp Brody Ziegler Peter Kruise Brian Jacobs
at St. Olaf	01/04/13	58-80	14-Brody Ziegler	7-Martin Feddersen	4-Martin Feddersen Sergio Najera	2-Isaac Tapp	3-Brian Jacobs
at Macalester	1/6/14	75-52	16-Jordan Dick	8-Peter Kruise	4-Martin Feddersen	5-Martin Feddersen	1-Brody Ziegler
BETHEL	1/8/14	60-68	16-Jordan Dick	8-Brody Ziegler	4-Martin Feddersen Jordan Dick	2-Chris Narum	1-Chad Poppen Jordan Dick
CARLETON	1/11/14	57-39	18-Brian Jacobs	7-Brody Ziegler	3-Jordan Dick	2-Chris Narum Chad Poppen	2-Jordan Dick
at St. Thomas	1-15-14	50-61	13-Chad Poppen Martin Feddersen	10-Martin Feddersen	5-Martin Feddersen	2-Chris Narum Martin Feddersen	1-Brody Ziegler Martin Feddersen
at Saint Mary's	1/18/14	80-61	19-Brody Ziegler	7-Sergio Najera	2-Martin Feddersen Coleman Sweeney Sergio Najera Peter Kruise Alec Koster	4-Chad Poppen	1-Jordan Dick Brian Jacobs
HAMLIN	1/22/14	65-44	11-Peter Kruise Jordan Dick	6-Brody Ziegler	4-Chad Poppen	2-Chad Poppen Sergio Najera	3-Brody Ziegler
at Concordia College	1/25/14	49-46	16-Brody Ziegler	5-Martin Feddersen Chad Poppen	4-Martin Feddersen	2-Martin Feddersen	2-Martin Feddersen
at Augsburg	01/29/14	59-83	15-Jordan Dick	7-Peter Kruise	5-Chris Narum	2-Brody Ziegler	2-Brody Ziegler
ST. OLAF	2/1/14	72-77	20-Jordan Dick	6-Chad Poppen	8-Gary Cooper	2-Gary Cooper	3-Brody Ziegler
SAINT JOHN'S UNIV.	2/3/14	63-68	20-Brian Jacobs	5-Brody Ziegler	3-Coleman Sweeney Jordan Dick	2-Sergio Najera	1-Sergio Najera Peter Kruise Brody Ziegler
MACALESTER	2/5/14	64-54	15-Brian Jacobs	6-Chad Poppen	4-Martin Feddersen	2-Chad Poppen Brian Jacobs	1-Sergio Najera Brody Ziegler Gary Cooper
at Carleton	02/08/14	62-57	17-Martin Feddersen	8-Brody Ziegler	5-Martin Feddersen	4-Martin Feddersen	2-Brian Jacobs

Gustavus Adolphus Basketball
Gustavus Adolphus Team Game-by-Game (as of Feb 13, 2014)
All games

TEAM STATISTICS

Opponent	Date	Score		Total		3-Pointers		Free throws		Rebounds				pf	a	t/o	blk	stl	pts	avg
				fg-fga	pct	3fg-fga	pct	ft-fita	pct	off	def	tot	avg							
SIMPSON	11/15/13	83-68	W	32-51	.627	4-8	.500	15-24	.625	6	31	37	37.0	21	15	16	6	4	83	83.0
BUENA VISTA	11/16/13	82-69	W	33-62	.532	11-20	.550	5-7	.714	9	17	26	31.5	20	23	7	2	4	82	82.5
at Bethany Lutheran	11/19/13	80-63	W	32-55	.582	9-17	.529	7-13	.538	9	23	32	31.7	17	21	16	3	7	80	81.7
at Minnesota Morris	11/23/13	64-68	L	26-50	.520	4-12	.333	8-13	.615	8	25	33	32.0	24	11	18	1	8	64	77.2
at Hamline University	12/4/13	80-62	W	27-46	.587	8-14	.571	18-24	.750	7	21	28	31.2	15	11	14	1	10	80	77.8
CONCORDIA COLLEGE	12/7/13	78-64	W	29-45	.644	2-7	.286	18-25	.720	11	23	34	31.7	12	13	15	2	8	78	77.8
AUGSBURG	12/9/13	74-54	W	32-53	.604	4-10	.400	6-9	.667	9	18	27	31.0	20	14	11	3	9	74	77.3
at Saint John's Univ.	12/11/13	71-47	W	28-56	.500	5-15	.333	10-16	.625	14	23	37	31.8	8	13	9	3	5	71	76.5
UW-LA CROSSE	12/31/13	58-73	L	20-50	.400	3-11	.273	15-21	.714	11	18	29	31.4	15	8	13	4	6	58	74.4
at St. Olaf	01/04/13	58-80	L	19-44	.432	4-15	.267	16-18	.889	7	15	22	30.5	19	13	16	6	6	58	72.8
at Macalester	1/6/14	75-52	W	26-58	.448	6-10	.600	17-20	.850	10	21	31	30.5	15	17	14	1	14	75	73.0
BETHEL	1/8/14	60-68	L	23-46	.500	9-21	.429	5-9	.556	5	24	29	30.4	15	14	18	2	3	60	71.9
CARLETON	1/11/14	57-39	W	24-50	.480	6-17	.353	3-5	.600	9	24	33	30.6	8	15	12	4	7	57	70.8
at St. Thomas	1-15-14	50-61	L	21-48	.438	3-5	.600	5-11	.455	10	25	35	30.9	16	13	16	2	6	50	69.3
at Saint Mary's	1/18/14	80-61	W	34-54	.630	2-9	.222	10-16	.625	12	19	31	30.9	19	12	16	2	14	80	70.0
HAMLIN	1/22/14	65-44	W	24-49	.490	6-14	.429	11-17	.647	8	24	32	31.0	14	13	9	4	8	65	69.7
at Concordia College	1/25/14	49-46	W	19-41	.463	4-11	.364	7-11	.636	7	20	27	30.8	18	12	13	4	4	49	68.5
at Augsburg	01/29/14	59-83	L	23-52	.442	4-14	.286	9-15	.600	3	21	24	30.4	21	14	9	3	5	59	67.9
ST. OLAF	2/1/14	72-77	L	30-52	.577	8-18	.444	4-8	.500	7	19	26	30.2	17	22	11	4	3	72	68.2
SAINT JOHN'S UNIV.	2/3/14	63-68	L	26-48	.542	2-9	.222	9-12	.750	6	22	28	30.1	16	11	17	3	5	63	67.9
MACALESTER	2/5/14	64-54	W	24-48	.500	4-14	.286	12-14	.857	12	19	31	30.1	12	16	15	3	6	64	67.7
at Carleton	02/08/14	62-57	W	24-49	.490	4-9	.444	10-19	.526	11	19	30	30.1	16	10	11	4	7	62	67.5
at Bethel	02/12/14	68-64	W	26-60	.433	5-13	.385	11-19	.579	20	23	43	30.7	14	16	14	1	5	68	67.5
Gustavus Adolphus		1552		602-1167	.516	117-293	.399	231-346	.668	211	494	705	30.7	372	327	310	68	154	1552	67.5
Opponents		1422		506-1134	.446	120-364	.330	290-409	.709	188	410	598	26.0	359	255	297	41	153	1422	61.8

Games played: 23
Points/game: 67.5
FG Pct: 51.6
3FG Pct: 39.9
FT Pct: 66.8

Rebounds/game: 30.7
Assists/game: 14.2
Turnovers/game: 13.5
Assist/turnover ratio: 1.1
Steals/game: 6.7
Blocks/game: 3.0