



## 2012-13 GUSTAVUS SCHEDULE

DATE OPPONENT TIME/RESULT

### OCTOBER

30 UW-SUPERIOR W 3-2

### NOVEMBER

9 BETHEL UNIVERSITY\* W 3-1

10 Bethel University\* W 2-0

16 University of St. Thomas\* W 4-1

17 UNIVERSITY OF ST. THOMAS\* W 1-0

30 AUGSBURG COLLEGE\* W 5-0

### DECEMBER

1 Augsburg College\* W 3-1

8 BETHEL UNIVERSITY W 3-1

12 UW-River Falls W 2-1

14 UW-RIVER FALLS W 3-2

### JANUARY

11 UW-STEVENS POINT W 7-3

12 US-STEVENS POINT W 1-0

18 ST. CATHERINE UNIVERSITY\* W 2-1

19 St. Catherine University\* W 3-1

25 CONCORDIA COLLEGE\* W 5-1

26 CONCORDIA COLLEGE\* W 4-1

### FEBRUARY

1 HAMLINE UNIVERSITY\* W 3-1

2 Hamline University\* W 2-0

5 UW-Superior T 1-1

8 SAINT MARY'S UNIVERSITY\* W 3-1

9 Saint Mary's University\* W 6-1

15 St. Olaf College\* W 7-4

16 ST. OLAF COLLEGE\* W 6-2

22 College of Saint Benedict\* W 1-0

23 COLLEGE OF SAINT BENEDICT\* W 8-2

28 BETHEL# 7:00 p.m.

HOME GAMES in BOLD FACE CAPS

\* Conference Game

# MIAC Playoff Game



**Gustavus Adolphus College**

**Golden Gusties**

24-0-1 Overall

18-0-0 MIAC



**Bethel University**

**Royals**

15-9-2 Overall

11-5-2 MIAC

## Gameday Information

**DATE:** Thursday, February 28th, 2013

**TIME:** 7:00 p.m.

**LOCATION:** Memorial Auditorium

**WEB AUDIO:** <http://client.stretchinternet.com/client/gac.portal#>

**WEB VIDEO:** <http://client.stretchinternet.com/client/gac.portal#>

**LIVE STATS:** <https://gustavus.edu/athletics/whky/LIVE/xlive.htm>

**TWITTER:** @Gustieathletics

**TICKET INFORMATION:** \$7.00/Adult; \$3.00/Students; Free under age 5

## Gustie Athletics Media



@GustieAthletics



facebook.com/GustieAthletics



youtube.com/gustavusathletics



flickr.com/photos/gogusties



client.stretchinternet.com/client/gac.portal

## Playoff Fever

The Gustavus Adolphus women's hockey team is set to begin its push towards a 10th consecutive MIAC Playoff title on Thursday night. The Gusties welcome the No. 4-seed Bethel Royals to St. Peter for semifinal action at Don Roberts Ice Rink. The Royals defeated No. 5-seed St. Catherine on Tuesday night in the first round to advance to Thursday night's match-up. Gustavus, the regular season conference champion, is making its 14th appearance in the MIAC Playoffs while Bethel makes its seventh. The Gusties enter the contest with a record of 24-0-1 (18-0-0 MIAC) and one of two unbeaten teams in all of Division III women's hockey. The Royals bring a record of 15-9-2 (11-5-2 MIAC) to the match-up.

**12 MIAC Championships • 9 NCAA Tournament Appearances • 5 Final Fours**



## STATISTICAL COMPARISON

Gustavus		Bethel
3.52 (1st)	<b>Goals For</b>	2.88 (2nd)
1.12 (1st)	<b>Goals Against</b>	1.92 (3rd)
21.6 (2nd)	<b>Power Play</b>	12.5 (T-7th)
87.8 (3rd)	<b>Penalty Kill</b>	86.1 (5th)
49.4 (5th)	<b>Combined Special Teams</b>	45.6 (9th)
6.4 (9th)	<b>Penalty Minutes</b>	6.2 (10th)

- 2012-13 Overall per game averages with MIAC ranks

## THE SERIES

### Gustavus vs. Bethel

<b>All-Time Record</b>	31-0-1
<b>Last Meeting</b>	W 3-1 (Dec. 8, 2012)
<b>Current Streak</b>	W 13

### Head Coach Mike Carroll

Overall Record at Gustavus	311-68-23
vs. Bethel	31-0-1

### Head Coach Brian Carlson

Overall Record at Bethel	27-20-6
vs. Gustavus	0-8-0

### Last 10 Meetings

Date	Location	Result
Dec. 8th, 2012	Don Roberts Ice Rink	W 3-1
Nov. 10th, 2012	National Sports Center	W 3-1
Nov. 9th, 2012	Don Roberts Ice Rink	W 2-0
March 1st, 2012*	Don Roberts Ice Rink	W 1-0
Nov. 12th, 2011	Don Roberts Ice Rink	W 6-3
Nov. 11th, 2011	National Sports Center	W 5-1
March 5th, 2011**	Don Roberts Ice Rink	W 3-0
Nov. 20th, 2010	National Sports Center	W 2-0
Nov. 19th, 2010	Don Roberts Ice Rink	W 4-1
Nov. 21st, 2009	Don Roberts Ice Rink	W 2-1

\* - Denotes MIAC Playoff game

\*\* - Denotes MIAC Championship game

## IN THE PLAYOFFS

Gustavus		Bethel
14	<b>Appearances</b>	7
23-5-2	<b>Record</b>	3-5-0
10	<b>Titles</b>	0
2012	<b>Last Title</b>	-
3.43	<b>Avg. Goals For</b>	1.88
1.27	<b>Avg. Goals Against</b>	2.75
2-0-0	<b>Head-to-Head</b>	0-2-0

Head Coach Mike Carroll: 23-5-2

Head Coach Brian Carlson: 3-2-0

## GAME NOTES

**GUSTAVUS EMBARKS ON 16TH SEASON OF WOMEN'S HOCKEY...** The Gustavus women's hockey team is currently in its 16th season. Founded in 1997, the Gusties have attained an all-time record of 327-87-23, which stands second winningest program in all of NCAA Division III women's hockey. The Gustie women have won 11 Minnesota Intercollegiate Athletic Conference (MIAC) titles in the 14 years of women's hockey in the conference. Those 11 titles rank first in front of St. Thomas, Augsburg, and Saint Mary's, who all have two championships apiece.

**GUSTAVUS COACHING STAFF...** Head Coach Mike Carroll has entered his 14th season at the helm of the women's hockey program. At Gustavus, Carroll has amassed an overall record of 311-68-23, and an MIAC mark of 220-21-4. Under Carroll's direction, the Gusties have won 10 regular season and playoff MIAC championships and have reached the NCAA Tournament 10 consecutive times. He has been named the MIAC Coach of the Year five seasons. A native of Edina, Minn., Carroll graduated from Mankato State with a degree in municipal recreation in 1982 after participating in hockey and baseball in his time as a Maverick. Prior to coming to Gustavus, Carroll was the Mankato West High School boy's hockey coach from 1991 to 1999.

A former Gustavus women's hockey standout and three-time All-American, Kirstin Peterson '11 is in her second season as an assistant coach for the Three Crowns. While earning All-Conference honors in all four seasons, Peterson racked up 75 career points (16G, 59A), which ranks third all-time among Gustavus defenders. Following her graduation with a degree in health fitness in 2011, Peterson also worked as the director of club sports at Gustavus Adolphus.

Now in his 12th season as an assistant coach for the Gustie women, Steve Carroll will look to bring along a trio of first-year goalies. Carroll brings over 25 years of experience working with goalies, and is regarded as one of the top goalie instructors in the midwest. A native of Edina, Minn., Steve has his own goalie school and each year coaches hundreds of boys and girls of all skill levels.

**GEOGRAPHY LESSON...** The 2012-13 Gustavus women's hockey roster features 23 players that reside in three different states. With 21 players from Minnesota, just four players make their home in states across the boarder. The three Gusties who are not Minnesota natives include Meagan Wanecke from Delafield, Wis., and Colleen Jacoby from Muskegon, Mich.

**CALLING ALL CAPTAINS...** In the 16-year history of the program, 30 women's hockey players have earned the honor of being a captain. This year's captains, Jenna Christensen (Sr., Albert Lea, Minn.) and Lindsey Hjelm (Sr., North Oaks, Minn.), take the reigns after serving as assistant captains last season. They are just the second tandem to serve back-to-back seasons as captains together. The only other twosome to do so was Mollie Carroll '12 and Kirstin Peterson '11 who served together in the 2009-10 and 2010-11 seasons.

**ABOUT LAST WEEKEND...** Last weekend, Gustavus completed a sweep of Saint Benedict with a 1-0 win on Friday and an 8-2 win on Saturday to finish the season 18-0-0 against MIAC opponents. It is just the second time in program history that the Gusties have finished the season with an unblemished record in conference play.

After scoring 13 goals in the previous weekend's series against St. Olaf, Gustavus was stymied offensively in Friday night's 1-0 win over Saint Benedict. Blazer goaltender Kaitlyn Rolando was up to the challenge at every turn,



stopping 45 of 46 shots she faced. Gustavus' lone goal came from the stick of Carolyn Draayer (So., Depphaven, Minn.) on the power play midway through the second period. Draayer's goal proved to be enough as the Gusties held the Blazers to just seven shots and no goals.

Saturday proved to be a much different outcome for the two squads. After Melissa Doyle (Jr., White Bear Lake, Minn.) gave the Gusties a 1-0 lead in the first period, Gustavus exploded to score six goals in the second frame to open up a 7-1 lead headed to the second intermission. Each team would score one more time to leave the final score at 8-2.

Seven different Gustie players scored a goal on Saturday. The win marked Gustavus' 24th of the season, which brought its record to 24-0-1 on the year, the first time in Gustavus women's hockey history that a team has finished the regular season unbeaten. Gustavus is one of two teams in the nation to finish this season unbeaten next to Plattsburgh State, the No. 1 team in the latest USCHO.com Division III women's hockey poll.

**ABOUT THE ROYALS...** Bethel enters Thursday's contest coming off a 3-2 win over St. Catherine in the opening round of the MIAC Playoffs on Tuesday night. After the Wildcats scored the opening goal of the game, Bethel came back to score two goals in the first period to take a 2-1 lead into the first intermission.

The two teams played out the second period without a goal being scored before St. Catherine took advantage of a power play midway through the third period to tie the game at 2-2. However, Christina Masten scored her 24th goal of the season with 2:42 remaining to give Bethel the 3-2 victory.

Masten's 24 goals on the season rank first in the MIAC. She also ranks first in points (37) and tied for sixth in assists (13). Masten is joined in the top 10 MIAC rankings by teammates Lindsay Burman, Biz Huss, and Kalie Johnson. Burman has recorded 10 goals and 14 assists for 24 points on the season to tie her for fifth in the league with Huss, who has notched 11 goals and 13 assists for an even 24 points. Johnson, meanwhile, has racked up 22 points to rank tied for seventh thanks to six goals and a league-leading 16 assists.

Between the pipes, Jess Newstrom and Erika Allen have split time for the Royals. Newstrom has played in 15 games, giving up 29 goals in 860:56 of play for a goals against average of 2.02. She has also made 365 saves on her way to an 8-5-2. Allen has played in 13 games and allowed 19 goals in 703:37 on the ice for a goals against average of 1.62. She has registered 279 saves and posts a record of 7-4-0.

**MIAC PLAYOFF INFORMATION...** The five-team MIAC Playoffs opened Tuesday with a first-round game. No. 4 Bethel defeated No. 5 St. Catherine 3-2 in the lone quarterfinal match-up. The two semifinal games will both be held Thursday, Feb. 28th, with top-seeded Gustavus hosting No. 4 Bethel in St. Peter in one semifinal, and No. 2 St. Thomas hosting No. 3 Concordia in Mendota Heights in the other.

The championship game will be held Saturday, March 1, on the home ice of the highest remaining seed. The time for the title game will be announced when the site is known. The winner of the 2013 MIAC Women's Hockey Playoffs will receive the conference's automatic bid to the 2013 NCAA Division III Women's Hockey Tournament.

To assist fans throughout the playoffs, the MIAC has set up a home page for the 2012-13 MIAC Women's Hockey Playoffs featuring the teams, seeds, schedules, tiebreaker criteria and more. Throughout the Playoffs the page will be updated with results, recaps, links to live videos and live stats and more. Follow all the action as well on the MIAC scoreboard site:

## GUSTAVUS QUICK FACTS


<b>Location:</b>	St. Peter, Minnesota
<b>Address:</b>	800 West College Ave. St. Peter, MN 56082
<b>Founded:</b>	1862
<b>Enrollment:</b>	2,572
<b>Nickname:</b>	Golden Gusties
<b>School Colors:</b>	Black and Gold
<b>Home Rink:</b>	Don Roberts Ice Rink
<b>NCAA Affiliation:</b>	NCAA Division III
<b>Conference:</b>	Minnesota Intercollegiate Athletic
<b>NCAA Affiliation:</b>	NCAA Division III
<b>President:</b>	Jack R. Ohle
<b>Athletic Director:</b>	Tom Brown
<b>Assistant Athletic Director:</b>	Jared Phillips
<b>Athletic Trainer:</b>	Troy Banse
<b>Equipment Manager:</b>	Wayne Norman

## GUSTAVUS HOCKEY FACTS

<b>2011-12 Record:</b>	24-4-2
<b>2011-12 MIAC Record/Finish:</b>	16-1-1/First
<b>All-Time Record:</b>	344-87-24
<b>All-Time MIAC Record:</b>	226-23-12
<b>MIAC Championships :</b>	11
<b>Letterwinners Returning/Lost:</b>	17/9
<b>All-MIAC Honorees Returning/Lost:</b>	2/2

## MEDIA CONTACTS

### Primary Contact:



Tyler Grey  
Sports Information Graduate Assistant  
Email: tgrey@gustavus.edu  
Office: 507-933-8411  
Cell: 320-226-2083  
Fax: 507-933-8412

### Secondary Contact:



Ethan Armstrong  
Sports Information Director  
Email: earmstr2@gustavus.edu  
Office: 507-933-7647  
Cell: 320-815-2351  
Fax: 507-933-8412



## GUSTAVUS RECORD WHEN...

At home	14-0-0
On the road	10-0-1
Neutral Site	0-0-0
vs. MIAC	18-0-0
vs. Non-conference	6-0-1
vs. Top 10	7-0-1
GAC scores 4 or more goals	9-0-0
GAC scores 3 goals	8-0-0
GAC scores 2 or fewer goals	7-0-1
GAC scores first	22-0-1
Opponent scores first	2-0-0
GAC leads after 1st period	15-0-1
Opponent leads after 1st period	1-0-0
Tied after 1st period	8-0-0
GAC leads after 2nd period	20-0-0
Opponent leads after 2nd period	0-0-0
Tied after 2nd period	4-0-1
In overtime	0-0-1
Games decided by one goal	7-0-0
Games decided by two goals	8-0-0
Games decided by three goals	3-0-0
Games decided by four or more	6-0-0
GAC scores on the power play	13-0-0
GAC scoreless on the power play	8-0-1
GAC scores two or more PP goals	3-0-0
GAC outshoots opponent	22-0-1
GAC outshot by opponent	2-0-0
Shots equal	0-0-0
Tuesday	1-0-1
Wednesday	1-0-0
Thursday	0-0-0
Friday	11-0-0
Saturday	11-0-0
In October	1-0-0
In November	5-0-0
In December	4-0-0
In January	6-0-0
In February	8-0-1
Following a win	22-0-1
Following a loss	0-0-0
Following a tie	1-0-0
Night games	13-0-1
Day games	9-0-0

[http://www.miac-online.org/sports/2012/8/28/WHOCKEY\\_0828123458.aspx?path=whock](http://www.miac-online.org/sports/2012/8/28/WHOCKEY_0828123458.aspx?path=whock)

**GUSTIES IN THE POLLS...** The Gusties are ranked in the top ten for the 15th time this season according to the latest USCHO.com Division III women's hockey Poll. The last time Gustavus fell outside of the top ten was the week of Jan. 11th, 2010. This week is the 12th consecutive week the Gustie women have ranked in at No. 2 behind Plattsburgh State.

**WRITING THE RECORD BOOK...** With the regular season-ending win on Saturday, Gustavus' unbeaten season remains alive. The Gusties have already claimed the longest winning- and unbeaten-streaks in program history with tallies of 18 and 25 games, respectively.

Since the 2001-02 season - the first year of the NCAA Division III Women's Hockey Championship - only one team has finished the regular season undefeated prior to the current year. Plattsburgh State was the last team to accomplish this feat, going 23-0-2 in the 2006-07 season. Plattsburgh went on to win the NCAA Championship and finish with an unblemished 27-0-2 mark that year.

This season, Plattsburgh and Gustavus both went unbeaten through their 25-game regular season schedule, becoming the second and third teams to ever do so. Gustavus's 24 wins ties the NCAA Division III record for regular season wins, matching UW-Stevens Point's mark set in 2001-02.

**STREAKS AT STAKE...** A number of streaks will be on the line for the Gusties on Thursday night. Gustavus is currently riding a 24-game winning streak at Don Roberts Ice Rink. The Gusties also are unbeaten on their home ice since a 4-1 loss to Elmira in the NCAA third place game on March 20, 2010. Since that time, Gustavus is 41-0-4 in St. Peter. A third streak at stake on Thursday includes a 17-game winning-streak in the MIAC Playoffs.

**THE LAST TIME THEY MET...** These two teams have met three times already this season, the last of which was on Dec. 8th when the Gusties defeated the Royals by a final score of 3-1 in St. Peter.

### BY THE NUMBERS...

**58 - The number of consecutive weeks the Gusties have been ranked in the USCHO.com top-ten.** Gustavus' streak of being ranked in the top-ten was extended on Monday when it was named a top-ten team for the 58th consecutive week.

**.458 - Gustavus' power play conversion rate over the last five games.** After scoring just four power play goals through the first 20 games this season, the Gusties have capitalized on 11 power play opportunities in 24 chances over the last five games for a conversion rate of .458.

**5 - The number of power play goals the Gusties scored last weekend.** For the second consecutive weekend, Gustavus took advantage of five power play opportunities to score goals with the skater advantage.

**17 - The number of consecutive MIAC Playoff wins for Gustavus.** The Gusties have won 17 consecutive MIAC Playoff games through a stretch of nine straight MIAC Playoff titles. The winning-streak dates all the way back to the 2002-2003 season when Gustavus fell to St. Thomas by a final score of 4-1 in the championship game.





### All-Time Team Season Records

**Most wins:** 25; 04-05, 06-07, 07-08  
**Fewest wins:** 14; 02-03  
**Most losses:** 12; 97-98  
**Fewest losses:** 3; 06-07, 07-08  
**Most shutouts:** 13; 04-05, 08-09  
**Most goals:** 172; 99-00  
**Most assists:** 220; 00-01  
**Most points:** 386; 00-01  
**Lowest GAA:** 0.74; 08-09

### All-Time Individual Game Records

**Most goals:** 6; Sarah Moe vs. Bethel (2/3/01)  
**Most assists:** 6; Andrea Peterson vs. St. Catherine (2/11/05)  
**Most points:** 8; Andrea Peterson vs. St. Catherine (2/11/05)  
**Fastest goal:** 0:08; Noelle Skalko vs. Saint Mary's (2/27/98)

### All-Time Individual Season Records

**Most goals:** 32; Andrea Peterson (04-05)  
**Most assists:** 40; Noelle Skalko (97-98)  
**Most points:** 68; Noelle Skalko (97-98)  
**Most penalties:** 31; Linnea Carlson (99-00), Lindsey Hjelm (10-11)  
**Most penalty minutes:** 62; Linnea Carlson (99-00), Lindsey Hjelm (10-11)  
**Lowest goals against average**  
**(6 game minimum):** 0.69; Emily Klatt (08-09)  
**Most hat tricks:** 4; Amy Black  
 (97-98), Linnea Carlson (99-00), Sarah Moe (00-01)

### All-Time Individual Career Records

**Most goals:** 80; Sarah Moe (98-99, 00-02)  
**Most assists:** 107; Andrea Peterson (03-07)  
**Most points:** 185; Andrea Peterson (03-07)

### Goalie Records (min. 500 minutes)

**Most minutes:** 4273:56; Danielle Justice (08-12)  
**Goals against average:** 0.95; Michelle Schaefer (00-01)  
**Saves:** 1,094; Danielle Justice (08-12)  
**Save percentage:** .936; Danielle Justice (08-12)  
**Wins:** 55; Danielle Justice (08-12)

## 2012-13 MIAC STANDINGS

SCHOOL	MIAC	POINTS	OVERALL
Gustavus *	16-0-0	32	22-0-1
St. Thomas *	11-4-1	23	12-7-2
Bethel *	10-4-2	22	13-8-2
Concordia *	10-4-2	22	11-7-4
St. Catherine	6-7-3	15	9-11-3
St. Olaf	7-8-1	15	11-10-2
Saint Mary's	4-10-2	10	6-13-2
Saint Benedict	3-11-2	8	5-11-4
Hamline	2-11-3	7	5-13-5
Augsburg	2-12-2	6	6-15-2

\*Clinched MIAC Playoff bid

^ MIAC Regular Season Champion

## PLAYOFF PICTURE

**Tuesday, Feb. 26**

No. 5 St. Catherine - 2 @ **No. 4 Bethel - 3**

**Thursday, Feb. 28**

No. 4 Bethel @ No. 1 Gustavus | 7:00 p.m.

No. 3 Concordia @ No. 2 St. Thomas | 7:30 p.m.

**Saturday, March 2**

TBD @ TBD

## USCHO.COM DIII WOMEN'S POLL

No.	Team	Record	Points	Last Poll
1	Plattsburgh	23-0-2	148	1
2	Gustavus Adolphus	24-0-1	137	2
3	Norwich	20-3-3	118	3
4	Elmira	20-4-1	93	5
5	Middlebury	17-6-2	92	4
6	Wisconsin-River Falls	20-5-2	74	6
7	Bowdoin	19-4-2	68	7
8	Manhattanville	17-8-1	35	10
9	Adrian	20-6-1	12	9
9	Amherst	13-10-1	12	NR
9	St. Norbert	16-9-2	12	NR

## PAIRWISE COMPARISON: DIII WOMEN

Team	GP	W-L-T	Win%	Win% Rank
Gustavus Adolphus	25	24-0-1	.980	1
Plattsburgh State	25	23-0-2	.960	2
Norwich	22	17-2-3	.841	3
Elmira	25	20-4-1	.820	4
UW-River Falls	27	20-5-2	.778	5
Bowdoin	21	15-4-2	.762	6
Middlebury	24	17-5-2	.750	7
Adrian	24	17-6-1	.729	8
St. Norbert	24	15-7-2	.667	9
Utica	26	16-8-2	.654	10



## THE LAST TIME IT HAPPENED...

### COMEBACKS

GAC won when trailing after two periods

Nov. 22, 2008 vs. St. Olaf. Gusties scored three in the third to win 4-2.

Opponent won when trailing after two periods

Feb. 18, 2012 at St. Olaf. Oles trailed 2-1 after two, but scored four goals in the third.

Overcame 1-goal deficit and won

GAC: Dec. 12, 2012 at UW-River Falls. UW-River Falls scored in the first period, but the Gusties answered with goals in the second and third to take the win 2-1.  
OPP: Jan. 28, 2011 at St. Catherine. St. Kate's replied with two in the first for a 2-1 win.

Overcame 2-goal deficit and won

GAC: Nov. 17, 2006 vs. Concordia. GAC answered with a goal in the second and two in the third for a 3-2 victory.  
OPP: Feb. 18, 2012 at St. Olaf. Oles trailed 2-1 after two, but scored four goals in the third.

Overcame a 3-goal deficit and won

GAC: March 1, 1998 vs. University of Minnesota Club. Gusties scored one in the second and three in the third to win 4-3.  
OPP: Never

### OVERTIME GAMES

Won overtime game

GAC: March 1, 2012 vs Bethel. Courtney Boucher scored 6:25 in to overtime to win 1-0 and advance to the MIAC Championship.  
OPP: March 17, 2012 vs. Plattsburgh State (NCAA Third Place Game)

Tied overtime game

Feb. 5, 2013 at UW-Superior: 1-1.

### SERIES SWEEPS

Swept a 2-game regular season home and away series

GAC: Feb. 15-16, 2013 vs. St. Olaf. (7-4 in Northfield, 6-2 in St. Peter).  
OPP: Nov. 21-22, 2003 vs. St. Thomas. (3-1 at St. Paul, 4-2 at St. Peter).

Swept a 2-game regular season home series

GAC: Jan. 25-26, 2013 vs. Concordia. (5-1, 4-1)  
OPP: Never

Swept a 2-game regular season away series

GAC: Jan. 6-7, 2012 at UW-Stevens Point. (6-0, 5-2)  
OPP: Never. (MIAC Playoffs: March 10-11, 2000 at Augsburg. (4-1, 2-1)

### SHUTOUTS

Last Shutout

GAC: Feb. 2, 2013 at Hamline, 2-0.  
OPP: Dec. 3, 2010 at St. Thomas 1-0.

Last Shutout in St. Peter

GAC: Jan. 12, 2013 vs. UW-Stevens Point 1-0.  
OPP: March 19, 2010 vs. Amherst 4-0. (NCAA Semifinals)

Last Road Shutout

GAC: Feb. 2, 2013 at Hamline, 2-0.  
OPP: Dec. 3, 2010 at St. Thomas 1-0.

Scoreless Ties (2 in program history)

Jan. 14, 2010 vs. Trinity (Conn.)  
Feb. 17, 2009 at UW-Stevens Point

### EXTRA ATTACKER GOALS

GAC: March 18, 2011 vs. Norwich (NCAA Semifinals, Rochester, N.Y.). Jenna Christensen scored in final minute of a 5-4 loss.  
OPP: Jan. 9, 2005 at UW-River Falls. Gusties won 6-4.

### SHORTHANDED GOALS

Scored a shorthanded goal

GAC: Jan. 11, 2013 vs. UW-Stevens Point. Lindsey Hjelm scored on UWSP power play in GAC 7-3 win.  
OPP: Nov. 19, 2011 at St. Thomas. Christina Rozeske scored SH in second period. Gusties 3-2 win.

Scored two shorthanded goals

GAC: Nov. 22, 2008 at St. Olaf. Melissa Mackley scored two short-handed goals in the third period. Gusties won 4-2.  
OPP: Never.

### EMPTY NET GOALS

GAC: Feb. 16, 2013 at St. Olaf. Jenna Christensen scored EN with :29 left. Gusties won 7-4.  
OPP: Feb. 18, 2012 at St. Olaf. Oles scored EN with :04 left in game. Oles won 5-2.

### TEAM GOALS IN A PERIOD

Team scored 5 or more goals in a period

GAC: Jan. 21, 2011 at Saint Benedict. Gusties scored five goals in the third period and won 8-1.  
OPP: Dec. 3, 1998 at the University of Minnesota (Mariucci Arena). Gophers scored five goals in the first period and won 8-1.

### PENALTY SHOTS

Scored on a penalty shot

GAC: Never.  
OPP: March 19, 2011 vs. Middlebury (NCAA 3rd Place Game, Rochester, N.Y.). Penalty shot goal scored after Lindsey Hjelm checking penalty in the second period. Middlebury won 5-0.



## THE LAST TIME IT HAPPENED...

### PENALTIES

#### Not penalized

GAC: Dec. 1, 2012 at Augsburg.

GAC won 3-1.

OPP: Dec. 2, 2000 at St.

Catherine. St. Kate's won 4-3.

#### Neither team was penalized

Jan. 30, 1998 at Saint Mary's.

Gusties won 6-2.

### HAT TRICKS

#### Last individual 3-goal game

GAC: Jan. 26, 2013 vs. Concordia.

Lindsey Hjelm scored three goals (all even) in a 5-1 Gustavus win in St. Peter.

OPP: March 18, 2011 vs.

Norwich (NCAA Semifinals). Julie Fortier scored the first three goals of the game in a 5-4 Norwich victory.

#### Last individual 4-goal game

GAC: Dec. 2, 2011 at Augsburg. Allie Schwab scored three PP goals and an even goal in a 9-0 shutout.

OPP: Never.

#### All goals scored by one player

GAC: Never.

OPP: Dec. 2, 2006 at Hamline.

Melanie Levielle scored all three goals in a 4-3 loss.

### SHOTS ON GOAL

#### Fewer than 15 shots in a game

GAC: Dec. 3, 1998 at the University of Minnesota, 11 shots.

Minnesota won 8-1.

OPP: Feb. 2, 2013 vs. Hamline, 8 shots.

Gustavus won 2-0.

#### Fewer than 20 shots in a game

GAC: Dec. 14, 2012 vs. UW-River Falls, 19 shots in GAC 3-2 win.

OPP: Feb. 2, 2013 vs. Hamline, 8 shots.

Gustavus won 2-0.

#### 40 or more shots in a game

GAC: Feb. 2, 2013 at Hamline: 54 shots. Gustavus won 2-0.

OPP: Dec. 10, 2010 at UW-River Falls,

40 shots. River Falls won 4-2.

#### 50 or more shots in a game

GAC: Feb. 16, 2013 vs. St. Olaf, 51 shots. Gustavus won 6-2.

OPP: Nov. 23, 1998 vs. the University of Minnesota: 51 shots. Minnesota won 6-0.

#### 60 or more shots in a game

GAC: Feb. 15, 2013 at St. Olaf, 61 shots. Gustavus won 7-4.

OPP: Feb. 5, 1998 at Boston College, 65 shots. BC won 10-1.

### SINGLE GAME POINTS

#### Player had four points in a game

GAC: Feb. 9, 2013 vs. Saint Mary's.

Lindsey Hjelm scored two goals and two assists in a 6-1 Gustavus victory.

OPP: Mar. 18, 2011 vs. Norwich (NCAA Semifinals). Julie Fortier scored three goals with an assist in a 5-4 Norwich victory.

#### Player had five points in a game

GAC: Dec. 2, 2011 at Augsburg. Allie Schwab scored three PP goals and an even goal with an assist in a 9-0 shutout.

OPP: Mar. 18, 2005 vs.

Middlebury. (NCAA Semifinals) Lorna Grifis scored two goals with three assists in a 7-3 Middlebury win.

#### Player had six or more points in a game

GAC: Feb. 11, 2005 at St.

Catherine. Andrea Peterson scored two goals with six assists in a 13-0 win. (Most individual points in a game in program history)

OPP: Jan. 30, 1999 at

Middlebury. Michelle Labbe scored three goals with three assists in a 8-0 Middlebury win.







## 2012-13 GUSTAVUS WOMEN'S HOCKEY TEAM



NO.	NAME	YR	POS	HGT	HOMETOWN	HIGH SCHOOL
1	Lindsey Hibbard	Fr.	G	5-6	Princeton, Minn.	Princeton
2	Meagan Wanecke (WAHN-eck-ee)	Sr.	F	5-4	Delafield, Wis.	Kettle Moraine
3	Emily Reibert (RYE-bert)	Fr.	F	5-5	Inver Grove Heights, Minn.	South Saint Paul
4	Maddie Bergh (BERG)	Jr.	D	5-4	Eden Prairie, Minn.	Benilde St. Margaret's
5	Jenna Christensen*	Sr.	F	5-6	Albert Lea, Minn.	Albert Lea
7	Beth Olson	So.	D	5-9	Warroad, Minn.	Warroad
8	Allison Eder-Zdechlik (EEDER-zedlick)	Fr.	F	5-4	Stillwater, Minn.	Stillwater
9	Amanda Cartony (Car-TONY)	Jr.	F	5-7	Stillwater, Minn.	Stillwater
10	Courtney Boucher (Boo-SHAY)	So.	F	5-7	Hastings, Minn.	Hastings
11	Keri Pickel (Pickle)	Jr.	F	5-2	Rochester, Minn.	Mayo
12	Taylor Skelton	So.	F	5-7	Ely, Minn.	Ely
14	Melissa Doyle	Jr.	F	5-0	White Bear Lake, Minn.	Hill-Murray
15	Leah Johnson	So.	F	5-4	Chanhassen, Minn.	Chaska
16	Kelsey Kennedy	Sr.	D	5-3	Eagan, Minn.	Eagan
17	Lindsey Hjelm* (YELM)	Sr.	D	5-9	North Oaks, Minn.	Mounds View
18	Carolyn Draayer (DRAY-er)	So.	F	5-6	Deephaven, Minn.	Minnetonka
19	Kelly Thotland	So.	D	5-3	Edina, Minn.	Edina
21	Brianna Seebold	Fr.	F	5-7	Detroit Lakes, Minn.	Detroit Lakes
22	Marissa Brandt	So.	F/D	5-6	Vadnais Heights, Minn.	Hill-Murray
23	Kayla Ingbreton	Sr.	F	5-4	Mound, Minn.	Mound-Westonka
24	Heidi Korin (KOE-rin)	So.	D	5-8	Corcoran, Minn.	Wayzata
30	Colleen Jacoby (Ja-KOBE-ee)	Fr.	G	5-7	Muskegon, Mich.	Cranbrook Kingswood
33	Tara Hoverstad	Fr.	G	5-3	Coon Rapids, Minn.	Blaine

**HEAD COACH:** Mike Carroll (14th Season)

**ASSISTANT COACH:** Kirstin Peterson, Steve Carroll

\*: Denotes Captain





## HEAD COACH MIKE CARROLL

**14th Season**  
**311-68-23 at Gustavus**  
**Office: 507-933-6297**  
**Email: mcarroll@gustavus.edu**

Mike Carroll is entering his 14th season as the women's head hockey coach at Gustavus. Within his tenure behind the Gustie bench, Carroll has turned Gustavus women's hockey into one of the most successful programs in NCAA Division III women's hockey. He has compiled an overall record of 311-68-23 in 14-plus seasons and has the most coaching victories in the history of the program.



Last season Carroll directed the Gusties to a record of 24-4-2 overall and a first place finish in the MIAC with a conference record of 16-1-1. The Gusties won the MIAC Championship for the eighth consecutive season and were also the MIAC Playoff Champions for the ninth straight year. The Gusties advanced to the NCAA National Tournament for the 10th time in 12 years, falling to Norwich University 4-3 in the semifinals before dropping its third place game to Plattsburgh State by the score of 4-3.



Carroll has directed the Gusties to 10 MIAC regular season titles (2000-01, 2001-02, 2004-05, 2005-06, 2006-07, 2007-08, 2008-09, 2009-10, 2010-11, 2011-12) and has been named the MIAC Coach of the Year five times (2001-02, 2003-04, 2004-05, 2005-06, 2010-11). In addition to coaching 27 players who have earned All-Conference honors 51 times, he has coached four MIAC Players-of-the-Year in Sarah Garrison, Andrea Peterson, Stefanie Ubl, and Allie Schwab. Carroll has worked with 12 players who have earned AHCA All-America distinction 17 times and two American Hockey Coaches Association Players-of-the-Year, including four-time MIAC Player-of-the-Year and four-time All-American Andrea Peterson.

Prior to coming to Gustavus, Carroll served as the head boys' hockey coach at Mankato West High School from 1991 to 1999.

Carroll's college coaching resume included a stint as head men's

hockey coach at Fergus Falls Community College from 1986 to 1987 as well as a season as the assistant men's coach at the University of St. Thomas in 1983.

Carroll, an Edina, Minnesota native, competed in hockey and baseball at Mankato State. After graduating with a degree in municipal recreation in 1982, Carroll played professional baseball in the Montreal Expos organization for two years.

In addition to his hockey coaching duties at Gustavus, Carroll is also the head coach of the Golden Gustie baseball team. Mike and his wife, Terri, live in Mankato and have two sons, Matt and Mike.

Carroll At Gustavus			
Year	Overall	MIAC	Conference Finish
1999-00	18-10-1	12-5-1	3rd
2000-01	23-6-1	16-2-0	1st
2001-02	23-5-2	18-0-1	1st
2002-03	14-9-4	11-4-3	3rd
2003-04	22-6-0	16-2-0	2nd
2004-05	25-4-1	17-1-0	1st
2005-06	22-5-2	17-0-1	1st
2006-07	25-3-0	17-1-0	1st
2007-08	25-3-0	18-0-0	1st
2008-09	22-2-4	16-0-2	1st
2009-10	26-6-2	14-3-1	1st
2010-11	22-5-3	14-2-2	1st
2011-12	24-4-2	16-1-1	1st
2012-13	24-0-1	18-0-0	1st
Totals	311-68-23	220-21-12	12 MIAC Titles



## #1 Lindsey Hibbard

**Year:** First-year

**Position:** Goaltender

**Hometown:** Princeton, Minn.

**Major:** Undeclared



### Season Statistics

GP	Min.	GA	GAA	Saves	Sho
17	810:21	18	1.33	213	2

### Career Statistics

Year	GP	Min.	GA	GAA	Saves	Sho
2012-13	17	810:21	18	1.33	213	2
<b>Totals</b>	17	810:21	18	1.33	213	2



## #2 Meagan Wanecke

**Year:** Senior

**Position:** Forward

**Hometown:** Delafield, Wis.

**Major(s):** Sociology and Anthropology  
Management




### Season Statistics

GP	G	A	Pts.	Shots	+/-
25	11	10	21	95	+21


### Career Statistics

Year	GP	G	A	Pts.	Shots	+/-
2009-10	30	11	11	22	95	+23
2010-11	29	7	4	11	81	+4
2011-12	30	8	9	17	86	+9
2012-13	25	11	10	21	95	+21
<b>Totals</b>	114	37	34	71	357	+54

## #3 Emily Reibert

**Year:** First-year  
**Position:** Forward  
**Hometown:** Inver Grove Heights, Minn.  
**Major:** Undeclared



### Season Statistics

GP	G	A	Pts.	Shots	+/-
25	3	3	6	38	+3


### Career Statistics

Year	GP	G	A	Pts.	Shots	+/-
2012-13	25	3	3	6	38	+3
<b>Totals</b>	25	3	3	6	38	+3



## #4 Maddie Bergh

**Year:** Junior  
**Position:** Defense  
**Hometown:** Eden Prairie, Minn.  
**Major:** Public Accounting



### Season Statistics

GP	G	A	Pts.	Shots	+/-
24	0	4	4	29	+15

### Career Statistics

Year	GP	G	A	Pts.	Shots	+/-
2010-11	28	3	3	6	49	+11
2011-12	30	0	14	14	66	+16
2012-13	24	0	4	4	29	+15
<b>Totals</b>	83	3	21	24	144	+42





## #5 Jenna Christensen

**Year:** Senior  
**Position:** Forward  
**Hometown:** Albert Lea, Minn.  
**Major:** Management



### Season Statistics

GP	G	A	Pts.	Shots	+/-
25	6	12	18	66	+18

### Career Statistics

Year	GP	G	A	Pts.	Shots	+/-
2009-10	29	0	0	0	15	+4
2010-11	27	8	3	11	45	+7
2011-12	30	7	6	13	66	+19
2012-13	25	6	12	18	66	+18
<b>Totals</b>	<b>111</b>	<b>21</b>	<b>21</b>	<b>42</b>	<b>192</b>	<b>+48</b>



## #7 Beth Olson

**Year:** Sophomore  
**Position:** Defense  
**Hometown:** Warroad, Minn.  
**Major(s):** Undeclared



### Season Statistics

GP	G	A	Pts.	Shots	+/-
20	1	2	3	24	+10

### Career Statistics

Year	GP	G	A	Pts.	Shots	+/-
2011-12	10	0	1	1	4	-1
2012-13	20	1	2	3	24	+10
<b>Totals</b>	<b>30</b>	<b>1</b>	<b>3</b>	<b>4</b>	<b>28</b>	<b>+9</b>





## #8 Allison Eder-Zdechlik

**Year:** First-year  
**Position:** Forward  
**Hometown:** Stillwater, Minn.  
**Major:** Undeclared



### Season Statistics

GP	G	A	Pts.	Shots	+/-
25	12	10	22	81	+20

### Career Statistics

Year	GP	G	A	Pts.	Shots	+/-
2012-13	25	12	10	22	81	+20
<b>Totals</b>	25	12	10	22	81	+20



## #9 Amanda Cartony

**Year:** Junior  
**Position:** Defense  
**Hometown:** Stillwater, Minn.  
**Major:** Sociology and Anthropology



### Season Statistics

GP	G	A	Pts.	Shots	+/-
24	2	6	8	40	+11

### Career Statistics

Year	GP	G	A	Pts.	Shots	+/-
2010-11	28	13	8	21	65	+17
2011-12	28	14	16	30	69	+17
2012-13	24	2	6	8	40	+11
<b>Totals</b>	80	29	30	59	174	+45



## #10 Courtney Boucher

**Year:** Sophomore  
**Position:** Forward  
**Hometown:** Hastings, Minn.  
**Major:** Undeclared



### Season Statistics

GP	G	A	Pts.	Shots	+/-
25	5	4	9	67	+9

### Career Statistics

Year	GP	G	A	Pts.	Shots	+/-
2011-12	30	7	10	17	96	+7
2012-13	25	5	4	9	67	+9
<b>Totals</b>	<b>55</b>	<b>12</b>	<b>14</b>	<b>26</b>	<b>163</b>	<b>+16</b>



## #11 Keri Pickel

**Year:** Junior  
**Position:** Forward  
**Hometown:** Rochester, Minn.  
**Major:** Public Accounting



### Season Statistics

GP	G	A	Pts.	Shots	+/-
25	1	3	4	28	+7

### Career Statistics

Year	GP	G	A	Pts.	Shots	+/-
2012-13	25	1	3	4	28	+7
<b>Totals</b>	<b>25</b>	<b>1</b>	<b>3</b>	<b>4</b>	<b>28</b>	<b>+7</b>



## #12 Taylor Skelton

**Year:** Sophomore  
**Position:** Forward  
**Hometown:** Ely, Minn.  
**Major:** Undeclared



### Season Statistics

GP	G	A	Pts.	Shots	+/-
7	0	0	0	2	+1

### Career Statistics

Year	GP	G	A	Pts.	Shots	+/-
2011-12	9	0	1	1	8	+1
2012-13	7	0	0	0	2	+1
<b>Totals</b>	16	0	1	1	10	+2



## #14 Melissa Doyle

**Year:** Junior  
**Position:** Forward  
**Hometown:** White Bear Lake, Minn.  
**Major:** Biology



### Season Statistics

GP	G	A	Pts.	Shots	+/-
25	9	4	13	72	+19

### Career Statistics

Year	GP	G	A	Pts.	Shots	+/-
2010-11	27	8	8	16	76	+4
2011-12	30	5	3	8	45	+11
2012-13	25	9	4	13	72	+19
<b>Totals</b>	80	22	15	37	189	+34





## #15 Leah Johnson

**Year:** Sophomore  
**Position:** Forward  
**Hometown:** Chanhassen, Minn.  
**Major:** Elementary Education



### Season Statistics

GP	G	A	Pts.	Shots	+/-
25	2	6	8	46	+1

### Career Statistics

Year	GP	G	A	Pts.	Shots	+/-
2011-12	16	4	1	5	27	+2
2012-13	25	2	6	8	46	+1
<b>Totals</b>	41	6	7	13	73	+3



## #16 Kelsey Kennedy

**Year:** Senior  
**Position:** Defense  
**Hometown:** Eagan, Minn.  
**Major:** International Management



### Season Statistics

GP	G	A	Pts.	Shots	+/-
25	1	6	7	54	+16

### Career Statistics

Year	GP	G	A	Pts.	Shots	+/-
2009-10	30	2	8	10	66	+10
2010-11	27	0	9	9	43	+10
2011-12	30	1	22	23	50	+34
2012-13	25	1	6	7	54	+16
<b>Totals</b>	112	4	45	49	213	+70





## #17 Lindsey Hjelm

**Year:** Senior  
**Position:** Forward  
**Hometown:** North Oaks, Minn.  
**Major:** Biology



### Season Statistics

GP	G	A	Pts.	Shots	+/-
25	11	14	25	144	+26

### Career Statistics

Year	GP	G	A	Pts.	Shots	+/-
2009-10	30	11	13	24	118	+15
2010-11	30	12	18	30	115	+12
2011-12	30	11	15	26	140	+28
2012-13	25	11	14	25	144	+26
<b>Totals</b>	<b>115</b>	<b>45</b>	<b>60</b>	<b>105</b>	<b>501</b>	<b>+81</b>



## #18 Carolyn Draayer

**Year:** Sophomore  
**Position:** Forward  
**Hometown:** Deephaven, Minn.  
**Major:** Communication Studies



### Season Statistics

GP	G	A	Pts.	Shots	+/-
23	12	6	18	105	+17

### Career Statistics

Year	GP	G	A	Pts.	Shots	+/-
2011-12	30	19	8	27	106	+11
2012-13	23	12	6	18	105	+17
<b>Totals</b>	<b>53</b>	<b>31</b>	<b>13</b>	<b>45</b>	<b>211</b>	<b>+28</b>



## #19 Kelly Thotland

**Year:** Sophomore  
**Position:** Defense  
**Hometown:** Edina, Minn.  
**Major:** Communication Studies



### Season Statistics

GP	G	A	Pts.	Shots	+/-
24	2	4	6	47	+14

### Career Statistics

Year	GP	G	A	Pts.	Shots	+/-
2011-12	30	5	8	13	63	+12
2012-13	24	2	4	6	47	+14
<b>Totals</b>	<b>54</b>	<b>7</b>	<b>12</b>	<b>19</b>	<b>110</b>	<b>+26</b>



## #21 Brianna Seebold

**Year:** First-year  
**Position:** Forward  
**Hometown:** Detroit Lakes, Minn.  
**Major:** Undeclared



### Season Statistics

GP	G	A	Pts.	Shots	+/-
25	5	4	9	38	+5

### Career Statistics

Year	GP	G	A	Pts.	Shots	+/-
2012-13	25	5	4	9	38	+5
<b>Totals</b>	<b>25</b>	<b>5</b>	<b>4</b>	<b>9</b>	<b>38</b>	<b>+5</b>



## #22 Marissa Brandt

**Year: Sophomore**

**Position: Defense**

**Hometown: Vadnais Heights, Minn.**

**Major: Undeclared**



### Season Statistics

GP	G	A	Pts.	Shots	+/-
24	3	6	9	19	+12

### Career Statistics

Year	GP	G	A	Pts.	Shots	+/-
2011-12	29	5	6	11	23	+6
2012-13	24	3	6	9	19	+12
<b>Totals</b>	<b>53</b>	<b>8</b>	<b>12</b>	<b>20</b>	<b>42</b>	<b>+18</b>



## #23 Kayla Ingbreton

**Year: Senior**

**Position: Forward**

**Hometown: Mound, Minn.**

**Major: Health Fitness**



### Season Statistics

GP	G	A	Pts.	Shots	+/-
25	2	3	5	35	+7

### Career Statistics

Year	GP	G	A	Pts.	Shots	+/-
2009-10	24	2	0	2	29	+5
2010-11	20	2	1	3	17	+4
2011-12	21	2	4	6	19	+7
2012-13	25	2	3	5	35	+7
<b>Totals</b>	<b>90</b>	<b>8</b>	<b>8</b>	<b>16</b>	<b>100</b>	<b>+25</b>





## #24 Heidi Korin

**Year:** Sophomore  
**Position:** Defense  
**Hometown:** Corcoran, Minn.  
**Major:** Biology



### Season Statistics

GP	G	A	Pts.	Shots	+/-
5	0	0	0	3	0

### Career Statistics

Year	GP	G	A	Pts.	Shots	+/-
2011-12	3	0	0	0	3	+2
2012-13	5	0	0	0	3	0
<b>Totals</b>	8	0	0	0	6	+2



## #30 Colleen Jacoby

**Year:** First-year  
**Position:** Goaltender  
**Hometown:** Muskegon, Mich.  
**Major:** Undeclared



### Season Statistics

GP	Min.	GA	GAA	Saves	Sho
6	247:31	4	0.97	90	1

### Career Statistics

Year	GP	Min.	GA	GAA	Saves	Sho
2012-13	6	247:31	4	0.97	90	1
<b>Totals</b>	6	247:31	4	0.97	90	1





## #33 Tara Hoverstad

**Year:** First-year

**Position:** Goaltender

**Hometown:** Coon Rapids, Minn.

**Major:** Undeclared



### Season Statistics

GP	Min.	GA	GAA	Saves	Sho
10	446:30	6	0.81	97	2

### Career Statistics

Year	GP	Min.	GA	GAA	Saves	Sho
2012-13	10	446:30	6	0.81	97	2
<b>Totals</b>	10	446:30	6	0.81	97	2





## Team Statistics

Overall: 24-0-1 Conf: 18-0-0 Home: 15-0-0 Away: 9-0-1 Neut: 0-0-0

TEAM STATISTICS	GAC	OPP
SHOT STATISTICS		
Goals-Shot attempts	88-1033	28-428
Shot pct.	.085	.065
Goals/Game	3.5	1.1
Shots/Game	41.3	17.1
Assists	107	31
POWER PLAYS		
Goals-Power Plays	22-98	9-70
Conversion Percent	.224	.129
Shot Attempts	204	90
Shot Percent	.108	.100
GOAL BREAKDOWN		
Total Goals	88	28
Power Play	22	9
Short-handed	2	2
Empty net	3	0
Penalty	0	0
Unassisted	16	6
Overtime	0	0
Shootout	0	0
Delayed Penalty	0	0
PENALTIES		
Number	80	106
Minutes	160	215
Penalties/Game	3.2	4.2
Pen minutes/Game	6.4	8.6
Minor	80	105
Major	0	1
10-minute Misconduct	0	0
Game Misconduct	0	0
Gross Misconduct	0	0
Match	0	0
SHOOTOUTS (Made-Att)	0-0	0-0
ATTENDANCE		
Total	3350	1552
Dates/Avg Per Date	15/223	10/155
Neutral Site #/Avg	0/0	

Goals by Period	1st	2nd	3rd	OT	Total
Gustavus	30	33	25	0	88
Opponents	6	9	13	0	28

Saves by Period	1st	2nd	3rd	OT	Total
Gustavus	112	135	152	1	400
Opponents	351	340	253	1	945



## Combined Statistics

Date	Opponent		Score	Att.
Oct 30	UW-SUPERIOR	w	3-2	221
* Nov 09	#10 BETHEL UNIVERSITY	w	3-1	379
* Nov 10	at #10 Bethel University	w	2-0	213
* Nov 16	at Tommies	w	4-1	260
* Nov 17	#10 TOMMIES	w	1-0	181
* Nov 30	AUGSBURG	w	5-0	221
* 12/01/12	at Augsburg	w	3-1	88
Dec 08	BETHEL UNIVERSITY	w	3-1	151
12/12/2012	at #6 UW-River Falls	w	2-1	197
Dec 14	#6 UW-RIVER FALLS	w	3-2	0
Jan 11	UW-STEVENS POINT	w	7-3	331
Jan 12	UW-STEVENS POINT	w	1-0	458
* Jan 18	ST. CATHERINE	w	2-1	312
* Jan 19	at St. Catherine	w	3-1	125
* Jan 25	CONCORDIA COLLEGE	w	5-1	161
* Jan 26	CONCORDIA COLLEGE	w	4-1	211
* Feb 01	HAMLIN	w	3-1	113
* Feb 02	at Hamline	w	2-0	207
Feb 05	at UW-Superior	Tot	1-1	83
* Feb 08	SAINT MARY'S	w	3-1	169
* Feb 09	at Saint Mary's	w	6-1	68
* Feb 15	at St. Olaf College	w	7-4	175
* Feb 16	ST. OLAF COLLEGE	w	6-2	187
* Feb 22	at Saint Benedict	w	1-0	136
* Feb 23	SAINT BENEDICT	w	8-2	255

### TEAM STATISTICS

	GAC	OPP
SHOT STATISTICS		
Goals-Shot attempts	88-1033	28-428
Shot pct.	.085	.065
Goals/Game	3.5	1.1
Shots/Game	41.3	17.1

### POWER PLAYS

Goals-Power Plays	22-98	9-70
Conversion Percent	.224	.129
Shot Attempts	204	90
Shot Percent	.108	.100

### GOAL BREAKDOWN

Power Play	22	9
Short-handed	2	2
Empty net	3	0
Penalty	0	0
Unassisted	16	6
Overtime	0	0
Shootout	0	0
Delayed Penalty	0	0

### PENALTIES

Number	80	106
Minutes	160	215
Penalties/Game	3.2	4.2
Pen minutes/Game	6.4	8.6
SHOOTOUTS (Made-Att)	0-0	0-0

Record:	Overall	Home	Away	Neutral
ALL GAMES	24-0-1	15-0-0	9-0-1	0-0-0
CONFERENCE	18-0-0	10-0-0	8-0-0	0-0-0
NON-CONFERENCE	6-0-1	5-0-0	1-0-1	0-0-0

##	Player	gp	g	a	pts	sh	sh%	pen-min	pp	sh
17	Lindsey Hjelm	25	11	14	25	144	.076	21-42	1	1
8	A. Eder-Zdechlik	25	12	10	22	81	.148	2-4	4	0
2	Meagan Wanecke	25	11	10	21	95	.116	5-10	1	0
18	Carolyn Draayer	23	12	6	18	105	.114	5-10	6	1
5	Jenna Christensen	25	6	12	18	66	.091	5-10	0	0
14	Melissa Doyle	25	9	4	13	72	.125	6-12	2	0
10	Courtney Boucher	25	5	4	9	67	.075	3-6	0	0
21	Brianna Seebold	25	5	4	9	38	.132	4-8	2	0
22	Marissa Brandt	24	3	6	9	19	.158	1-2	2	0
9	Amanda Cartony	24	2	6	8	40	.050	2-4	1	0
15	Leah Johnson	25	2	6	8	46	.043	2-4	2	0
16	Kelsey Kennedy	25	1	6	7	54	.019	4-8	0	0
3	Emily Reibert	25	3	3	6	38	.079	5-10	0	0
19	Kelly Thotland	24	2	4	6	47	.043	1-2	1	0
23	Kayla Ingbertson	25	2	3	5	35	.057	1-2	0	0
11	Keri Pickel	25	1	3	4	28	.036	1-2	0	0
4	Maddie Bergh	24	0	4	4	29	.000	2-4	0	0
7	Beth Olson	20	1	2	3	24	.042	5-10	0	0
24	Heidi Korin	5	0	0	0	3	.000	1-2	0	0
12	Taylor Skelton	7	0	0	0	2	.000	1-2	0	0
TM	TEAM	4	0	0	0	0	.000	3-6	0	0
	Total	25	88	107	195	1033	.085	80-160	22	2
	Opponents	25	28	31	59	428	.065	106-215	9	2

##	Goalie	gp	min	ga	gaavg	saves	save%	w-l-t
33	Tara Hoverstad	10	446:30	6	0.81	97	.942	7-0-0
30	Colleen Jacoby	6	247:31	4	0.97	90	.957	4-0-0
1	Lindsey Hibbard	17	810:21	18	1.33	213	.922	13-0-1
TM	EMPTY NET	4	0:38	0	-	0	.000	0-0-0
	Total	25	1505:00	28	1.12	400	.935	24-0-1
	Opponents	25	1505:00	88	3.51	945	.915	0-24-1

### Attendance Summary

	GAC	Opponent
Total	3350	1552
Dates/Avg Per Date	15/223	10/155
Neutral Site #/Avg	0/0	

### Goals by Period

	1st	2nd	3rd	Total
Gustavus	30	33	25	88
Opponents	6	9	13	28

### Saves by Period

	1st	2nd	3rd	Total
Gustavus	112	135	152	400
Opponents	351	340	253	945





## Category Leaders

##	Points	GP	G	A	Pts	Sh
17	Lindsey Hjelm	25	11	14	25	144
8	A. Eder-Zdechlik	25	12	10	22	81
2	Meagan Wanecke	25	11	10	21	95
18	Carolyn Draayer	23	12	6	18	105
5	Jenna Christensen	25	6	12	18	66
14	Melissa Doyle	25	9	4	13	72
10	Courtney Boucher	25	5	4	9	67
21	Brianna Seebold	25	5	4	9	38
22	Marissa Brandt	24	3	6	9	19
9	Amanda Cartony	24	2	6	8	40

##	Goals	GP	G	A	Pts	Sh
8	A. Eder-Zdechlik	25	12	10	22	81
18	Carolyn Draayer	23	12	6	18	105
17	Lindsey Hjelm	25	11	14	25	144
2	Meagan Wanecke	25	11	10	21	95
14	Melissa Doyle	25	9	4	13	72
5	Jenna Christensen	25	6	12	18	66
10	Courtney Boucher	25	5	4	9	67
21	Brianna Seebold	25	5	4	9	38
22	Marissa Brandt	24	3	6	9	19
3	Emily Reibert	25	3	3	6	38

##	Power-Play Goals	GP	PPG
18	Carolyn Draayer	23	6
8	A. Eder-Zdechlik	25	4
21	Brianna Seebold	25	2
22	Marissa Brandt	24	2
14	Melissa Doyle	25	2
15	Leah Johnson	25	2

##	Short-Handed Goals	GP	SHG
17	Lindsey Hjelm	25	1
18	Carolyn Draayer	23	1

##	Game-Winning Goals	GP	GWG
18	Carolyn Draayer	23	6
2	Meagan Wanecke	25	4
8	A. Eder-Zdechlik	25	4
21	Brianna Seebold	25	2
10	Courtney Boucher	25	2
3	Emily Reibert	25	2

##	Plus/Minus	GP	+/-
17	Lindsey Hjelm	25	+26
2	Meagan Wanecke	25	+21
8	A. Eder-Zdechlik	25	+20
14	Melissa Doyle	25	+19
5	Jenna Christensen	25	+18
18	Carolyn Draayer	23	+17
16	Kelsey Kennedy	25	+16
4	Maddie Bergh	24	+15
19	Kelly Thotland	24	+14
22	Marissa Brandt	24	+12

##	Assists	GP	G	A	Pts	Sh
17	Lindsey Hjelm	25	11	14	25	144
5	Jenna Christensen	25	6	12	18	66
8	A. Eder-Zdechlik	25	12	10	22	81
2	Meagan Wanecke	25	11	10	21	95
18	Carolyn Draayer	23	12	6	18	105
22	Marissa Brandt	24	3	6	9	19
9	Amanda Cartony	24	2	6	8	40
15	Leah Johnson	25	2	6	8	46
16	Kelsey Kennedy	25	1	6	7	54
14	Melissa Doyle	25	9	4	13	72

##	Shots	GP	G	A	Pts	Sh	Sh%
17	Lindsey Hjelm	25	11	14	25	144	.076
18	Carolyn Draayer	23	12	6	18	105	.114
2	Meagan Wanecke	25	11	10	21	95	.116
8	A. Eder-Zdechlik	25	12	10	22	81	.148
14	Melissa Doyle	25	9	4	13	72	.125
10	Courtney Boucher	25	5	4	9	67	.075
5	Jenna Christensen	25	6	12	18	66	.091
16	Kelsey Kennedy	25	1	6	7	54	.019
19	Kelly Thotland	24	2	4	6	47	.043
15	Leah Johnson	25	2	6	8	46	.043

##	Shot Pct.	GP	G	A	Pts	Sh	Sh%
22	Marissa Brandt	24	3	6	9	19	.158
8	A. Eder-Zdechlik	25	12	10	22	81	.148
21	Brianna Seebold	25	5	4	9	38	.132
14	Melissa Doyle	25	9	4	13	72	.125
2	Meagan Wanecke	25	11	10	21	95	.116
18	Carolyn Draayer	23	12	6	18	105	.114
5	Jenna Christensen	25	6	12	18	66	.091
3	Emily Reibert	25	3	3	6	38	.079
17	Lindsey Hjelm	25	11	14	25	144	.076
10	Courtney Boucher	25	5	4	9	67	.075

##	Penalties	GP	Pen	Min
17	Lindsey Hjelm	25	21	42
14	Melissa Doyle	25	6	12
2	Meagan Wanecke	25	5	10
3	Emily Reibert	25	5	10
5	Jenna Christensen	25	5	10
18	Carolyn Draayer	23	5	10
7	Beth Olson	20	5	10
16	Kelsey Kennedy	25	4	8
21	Brianna Seebold	25	4	8
10	Courtney Boucher	25	3	6

##	Penalty Minutes	GP	Pen	Min
17	Lindsey Hjelm	25	21	42
14	Melissa Doyle	25	6	12
5	Jenna Christensen	25	5	10
18	Carolyn Draayer	23	5	10
7	Beth Olson	20	5	10
2	Meagan Wanecke	25	5	10
3	Emily Reibert	25	5	10
21	Brianna Seebold	25	4	8
16	Kelsey Kennedy	25	4	8
TM	TEAM	4	3	6



## Individual Statistics

Overall: 24-0-1 Conf: 18-0-0 Home: 15-0-0 Away: 9-0-1 Neut: 0-0-0

##	Player	gp	Shots					+-	Penalties				Goals									
			g	a	pts	sh	sh%		pen-min	min	maj	oth	pp	sh	fg	gw	gt	ot	ht	pn	ua	
17	Lindsey Hjelm	25	11	14	25	144	.076	+26	21-42	21	0	0	1	1	1	1	0	0	1	0	5	
8	A. Eder-Zdechlik	25	12	10	22	81	.148	+20	2-4	2	0	0	4	0	2	4	0	0	0	0	1	
2	Meagan Wanecke	25	11	10	21	95	.116	+21	5-10	5	0	0	1	0	3	4	0	0	0	0	1	
18	Carolyn Draayer	23	12	6	18	105	.114	+17	5-10	5	0	0	6	1	3	6	0	0	0	0	3	
5	Jenna Christensen	25	6	12	18	66	.091	+18	5-10	5	0	0	0	0	0	1	0	0	0	0	1	
14	Melissa Doyle	25	9	4	13	72	.125	+19	6-12	6	0	0	2	0	4	1	0	0	0	0	1	
10	Courtney Boucher	25	5	4	9	67	.075	+9	3-6	3	0	0	0	0	3	2	0	0	0	0	2	
21	Brianna Seebold	25	5	4	9	38	.132	+5	4-8	4	0	0	2	0	2	2	0	0	0	0	1	
22	Marissa Brandt	24	3	6	9	19	.158	+12	1-2	1	0	0	2	0	0	0	0	0	0	0	1	
9	Amanda Cartony	24	2	6	8	40	.050	+11	2-4	2	0	0	1	0	1	0	0	0	0	0	0	
15	Leah Johnson	25	2	6	8	46	.043	+1	2-4	2	0	0	2	0	2	0	0	0	0	0	0	
16	Kelsey Kennedy	25	1	6	7	54	.019	+16	4-8	4	0	0	0	0	0	1	0	0	0	0	0	
3	Emily Reibert	25	3	3	6	38	.079	+3	5-10	5	0	0	0	0	0	2	0	0	0	0	0	
19	Kelly Thotland	24	2	4	6	47	.043	+14	1-2	1	0	0	1	0	1	0	0	0	0	0	0	
23	Kayla Ingbretson	25	2	3	5	35	.057	+7	1-2	1	0	0	0	0	0	0	0	0	0	0	0	
11	Keri Pickel	25	1	3	4	28	.036	+7	1-2	1	0	0	0	0	1	0	0	0	0	0	0	
4	Maddie Bergh	24	0	4	4	29	.000	+15	2-4	2	0	0	0	0	0	0	0	0	0	0	0	
7	Beth Olson	20	1	2	3	24	.042	+10	5-10	5	0	0	0	0	0	0	0	0	0	0	0	
24	Heidi Korin	5	0	0	0	3	.000	0	1-2	1	0	0	0	0	0	0	0	0	0	0	0	
12	Taylor Skelton	7	0	0	0	2	.000	+1	1-2	1	0	0	0	0	0	0	0	0	0	0	0	
TM	TEAM	4	0	0	0	0	.000	0	3-6	3	0	0	0	0	0	0	0	0	0	0	0	
Total		25	88	107	195	1033	.085	+232	80-160	80	0	0	22	2	23	24	0	0	1	0	16	
Opponents		25	28	31	59	428	.065	-	106-215	105	1	0	9	2	2	0	1	0	0	0	6	

##	Goalie	gp-gs	Goal average			Saves		Record				Goals allowed				
			minutes	ga	avg	saves	pct	w	l	t	sho	pp	sh	en	pen	sog
33	Tara Hoverstad	10-7	446:30	6	0.81	97	.942	7	0	0	2	1	0	0	0	0
30	Colleen Jacoby	6-3	247:31	4	0.97	90	.957	4	0	0	1	3	0	0	0	0
1	Lindsey Hibbard	17-15	810:21	18	1.33	213	.922	13	0	1	2	5	2	0	0	0
TM	EMPTY NET	4-0	0:38	0	-	0	.000	0	0	0	1	0	0	0	0	0
Total		25-0	1505:00	28	1.12	400	.935	24	0	1	6	9	2	0	0	0
Opponents		25-0	1505:00	88	3.51	945	.915	0	24	1	0	22	2	3	0	0