GUSTAVUS

MEN'S HOCKEY

2011-12 GUSTAVUS SCHEDULE

DATE	OPPONENT	TIME/RESULT
10/28	Saint John's!	T 3-3
10/29	Concordia!	L 2-3
11/4	@ St. Norbert	T 2-2
11/5	@ UW-Stevens Pt.	W 2-1 (OT)
11/11	**BETHEL***	**W 4-1**
11/12	@ Bethel*	L 2-3
11/18	@ St. Thomas*	L 3-4 (OT)
11/19	**ST. THOMAS***	**L 1-3**
12/2	**AUGSBURG***	**W 6-0**
12/3	@ Augsburg*	W 4-1
12/9	@Concordia (Wis.)	W 5-3
12/10	@Lawrence (Wis.)	W 5-3
12/14	@ UW-River Falls	W 2-1
1/6	**ST. SCHOLASTICA**	**W 3-2**
1/7	**UW-SUPERIOR**	**W 2-1**
1/13	@ Saint John's*	W 4-3
1/14	**SAINT JOHN'S***	**L 3-4**
1/27	**CONCORDIA***	**T 4-4**
1/28	**CONCORDIA***	**W 2-0**
2/2	@ Hamline*	L 0-4
2/3	**HAMLINE***	**W 4-3**
2/10	**SAINT MARY'S***	**T 4-4**
2/11	@ Saint Mary's*	W 4-1
2/17	@ St. Olaf*	W 3-2 (OT)
2/18	**ST. OLAF***	**T 3-3**
2/25	**SAINT JOHN'S#**	**W 3-1**
3/3	**ST. OLAF#**	**7:05 p.m.**

Home Games in BOLD; all times Central

* MIAC Game
! MIAC Showcase
MIAC Playoffs

Men's Hockey Contact
Sports Information Director: Ethan Armstrong
Email: earmstr2@gac.edu
Office Phone: 507-933-7647

MIAC PLAYOFFS — St. Peter, Minn.

No. 2 Gustavus Adolphus
(15-6-5 Overall)

vs.

No. 4 St. Olaf
(13-8-6 Overall)

GAME INFORMATION

DATE: Saturday, March 3, 2012
TIME: 7:05 p.m.
RADIO: None
WEB AUDIO: http://client.stretchinternet.com/client/gac.portal#
LIVE VIDEO: http://client.stretchinternet.com/client/gac.portal#
LIVE STATS: https://gustavus.edu/athletics/hky/LIVE/xlive.htm
TWITTER: GustieAthletics

THIS IS IT...

THE MATCH-UP... The Gustavus men's hockey team is set to take on St. Olaf College in the MIAC Playoff Championship game on Saturday night at 7:05 p.m. in Don Roberts Ice Rink.

No. 2 seed Gustavus earned a berth into Saturday's championship after defeating Saint John's 3-1 on Saturday, Feb. 25 in St. Peter. No. 4 seed St. Olaf enters Saturday's title bout with perhaps the most momentum of any team in the country. The Oles are most recently coming off 4-3 upset victory over 2011-12 MIAC Champion and No. 1 seed St. Thomas on Saturday, Feb. 25 in Mendota Heights. Gustavus enters the game ranked No. 11 in the nation at 15-6-5 overall, while St. Olaf comes in at 13-8-6 overall.

With an automatic berth into the NCAA Tournament on the line, this is it for both squads. As St. Olaf demonstrated last weekend on the road, when its playoff time, anything can happen. After treating fans to an exciting season finale on Feb. 18, Saturday's game should be no different, as Don Roberts Ice Rink will be at a fever pitch when the puck drops between these two conference rivals.

GUSTAVUS COVERAGE... All of the Gustavus men's hockey home games will be broadcast live on Stretch Internet through the Gustavus Adolphus athletics website via the link below. Ethan Armstrong will be on the call for all Gustie home games. He will be joined by Gustavus assistant coach Jared Phillips and other guests during the Intermission breaks.
http://client.stretchinternet.com/client/gac.portal

FINAL 2011-12 MIAC STANDINGS

School	MIAC	Points	Overall
St. Thomas *^	13-2-1	27	18-5-2
Gustavus *	8-5-3	19	15-6-5
Saint John's *	9-7-0	18	11-13-2
St. Olaf *	7-6-3	17	13-8-6
Hamline *	7-8-1	15	10-14-2
Concordia	6-7-3	15	10-11-4
Bethel	6-8-2	14	8-15-2
Augsburg	6-9-1	13	10-14-1
Saint Mary's	2-12-2	6	5-18-2

*** Clinched MIAC Playoff Bid**

^ Clinched MIAC Regular Season Championship

STAT COMPARISON

GAC		STO
3.08 (T-2nd)	**Goals For**	2.96 (4th)
2.31 (2nd)	**Goals Against**	2.44 (4th)
19.3% (5th)	**Power Play**	21.8% (3rd)
80.4% (4th)	**Penalty Kill**	83.2% (3rd)
12.5 (9th)	**Penalty Minutes**	13.0 (7th)

(Overall per game averages with MIAC rank)

THE SERIES

All-Time: 57-25-5
Last 10 Games: 3-4-3

Date	Location	Result
2/17/12	St. Peter	T 3-3
2/16/12	Northfield	W 3-2 (OT)
1/7/11#	St. Peter	L 3-4
11/13/10	St. Peter	T 3-3
11/12/10	Northfield	W 5-2
1/8/10#	Northfield	L 1-2
11/14/09	St. Peter	W 5-4
11/13/09	Northfield	T 3-3
11/22/08	Mankato	L 2-3
11/21/08	Northfield	L 3-4

*MIAC Quarterfinal
Non-Conference Meeting

GAME NOTES

AROUND THE GLOBE... The 2011-12 Gustavus Adolphus men's hockey team features 22 players who previously played junior hockey on 14 different teams. Coach Brett Petersen's squad features players from six states; Minnesota (19), California (2), Texas (1), New Hampshire (1), Nevada (1), Oklahoma (1), and three countries outside the U.S. in Canada, Norway, and Sweden.

MEET THE COACHING STAFFS... Brett Petersen is currently in his 12th season at the head of Gustavus men's hockey program. Petersen, a Roseville, Minn. native, received his Bachelor of Science degree in business administration from the University of Denver in 1992 and his Master of Science degree in athletic administration in 2000 from St. Cloud State. Coach Petersen is
assisted by Jared Phillips (Gustavus `03) and Aaron Hoiland (St. Thomas).

Sean Goldsworthy is in his 15th season as the head coach of the St. Olaf men's hockey team. Goldsworthy earned his undergraduate degree from St. Olaf in 1994 and his Masters of biomechanics degree from St. Cloud State University in 1997. Coach Goldsworthy is assisted by Pat Cullen (Bemidji State) and Marty Mjelleli (St. Cloud State `08).

THE SERIES... Saturday's contest will be the 88th meeting between Gustavus and St. Olaf in men's hockey. Gustavus holds the advantage in the all-time series with a mark of 57-25-5. No clear trends shine through in the recent history between the two rivals, as its anyone's game on any night, in any city.

Saturday will be the third meeting of the 2011-12 season between the Gusties and Oles. In a battle still fresh in the minds of both squads, Gustavus was able to come away with three points after a 3-2 overtime win on Friday, Feb. 17 in Northfield, and a 3-3 tie on Saturday, Feb. 18 in St. Peter. With those three points, Gustavus earned the No. 2 seed in the MIAC Playoffs and home ice for at least the opening round.

NEW SOUND... If the music sounds louder and the pronunciations seem more clear this weekend in Don Roberts Ice Rink, it is thanks to 1977 Gustavus graduate Jon Young of Eden Prairie, Minnesota. Young, the President and CEO of Heroic Productions, a company that specializes in staging, audio, lighting and video for events of all shapes and sizes, has the school a new sound system for this weekend's women's and men's MIAC Championship games. Jon is no stranger to the sound system in the Lund Center Ice Arena, as he served as head coach Don Roberts' organ player for Golden Gustie hockey games during his undergraduate years at the college.

WHITE OUT... Head Coach Brett Petersen, senior captain Ross Ring-Jarvi, and the rest of the Gustavus men's hockey team have issued a challenge to all Golden Gustie fans to wear white to Saturday's MIAC Championship game in an attempt to cause a 'White-Out' at Don Roberts Ice Rink.

Gustavus will be wearing their new white sweaters to take part in the white-out. The uniforms, which the Gusties debuted on Jan. 28th against Concordia, are modeled after the those worn by Gustavus' first MIAC Championship hockey team in 1966. Gustavus is currently unbeaten in the sweaters with a record of 3-0-2.

SMYTH STILL SCORING... With the Johnnie net empty and just :21 seconds remaining, it seemed fitting that sophomore forward Adam Smyth was the one to send the puck 125-feet down the rink and into the back of the net to add the finishing touches to Gustavus' 3-1 MIAC Semifinal victory over Saint John's last Saturday. Fitting because when Gustavus has needed a goal late in the year, the majority have come from Smyth. After the empty-netter, his second of the season, Smyth extends his goal-scoring streak to three games. The Burnsville, Minn. native has continued to score goals down the stretch for Gustavus, tallying six goals in the last six games. Going into the weekend, Smyth sits in a five-way tie for the league lead in total goals with 14.

GAME NOTES

FINALLY, NOTHING ON THE PP... The Gustavus men's hockey was finally able to keep its opponent from registering a power play goal on Saturday against Saint John's - not an easy task considering the Johnnies had the second-ranked power play in the conference entering weekend. The Gusties had previously allowed a power play goal in six-straight contests, as their opposition had gone 7-for-24 (29.2%) on the man-advantage within that time-frame. Gustavus enters the weekend with a penalty kill that ranks fourth in the MIAC at 80.4-percent, while St. Olaf comes in with the third-best power play at 21.8-percent.

PLAYOFF HISTORY... The Gustavus men's hockey team is in its 21st appearance in the MIAC Playoffs since the initiation of the MIAC Tournament in the 1986-87 season. The Gusties have gone a combined 16-22 in MIAC post-season play, as this is their 11th-consecutive trip to the playoffs.

Saturday's contest will be just the third MIAC Playoff meeting between Gustavus and St. Olaf. Much like last weekend where Gustavus was going up against history with an 0-4 playoff mark against the Johnnies, the Gusties have also never beaten the St. Olaf in the MIAC post-season. St. Olaf won both games in the No. 4 vs. No. 5 game, winning 3-2 in 2005 and 3-1 in 2007. Both games were played in Northfield.

JOHNSON LEADS THE WAY... Gustavus junior forward Ryan Johnson was responsible for two of Gustavus' goals last Saturday. Johnson scored the opening goal of the game at the 4:51 mark of the second period, then later tallied the game-winner, his second of the year, at 1:57 of the third. Johnson, who ranks fourth on the team in scoring with 18 points (9G, 9A), has scored two goals in a game twice this season.

STAY OUT OF THE BOX... The Gustavus men's hockey team will look to continue to play disciplined hockey and stay out of the penalty box this weekend. The Gusties are currently the least penalized team in the MIAC, averaging 12.5 penalty minutes per game.

BALANCED ATTACK... In St. Olaf's previous two MIAC Playoff victories, the Oles have had goals scored by six different players. Brian Hickey, Kevin Harris, Jeff Harris, Ross Trousdale, Nack Nicoll all have one goal, while Britton Smith has tallied two. Trousdale was the hero against Hamline, scoring the game-winning goal short-handed at the 18:28 mark of the second period. In the quarterfinals on Saturday, Jeff Harris netted the game-winner at the 7:16 mark of the third period.

FROSH MATCHUP... Despite playing in just four games and logging under 200 minutes during the regular season, head coach Sean Goldsworthy has gone with rookie netminder Steve Papciak in the MIAC Playoffs. Papciak made 25 saves in the victory over Hamline and 32 saves in the win over St. Thomas. The freshman enters the game at 4-1-1 overall with a .920 save percentage and a 2.47 goals against average.

Between the pipes on the other end of the rink will also be a freshman in John McLean. McLean picked up the first MIAC Playoff victory of his career on Saturday, stopping 26-of-27 shots. McLean is 13-4-2 with a goals against average of 2.13 and a save percentage of .922. With the win, McLean became just the first rookie goaltender at Gustavus to earn a playoff victory in the past decade.

RANK AND FILE... The Gustavus men's hockey team moved up in the national polls, entering the weekend ranked No. 11 according to the most recent USCHO.com Division III Men's Poll. The Gusties have been ranked inside the top-15 the past three weeks, moving up three spots from last week's No. 14 ranking. The Black and Gold also moved up to a second place ranking in the NCAA Division III West Region poll. St. Norbert is the top-ranked team in the West, while UW-Stevens Point rounds out the top-three in third.

DIII REGIONAL RANKINGS

EAST

Rank	School	In-Region	Overall
1	Oswego State	22-2-2	22-2-2
2	Norwich	17-2-2	21-2-2
3	Amherst	20-3-1	21-3-1
4	Plattsburgh State	18-4-4	18-4-4
5	Elmira	15-8-3	15-8-3
6	Bowdoin	16-5-3	16-5-3
7	Neumann	14-7-3	15-7-3
8	Hobart	15-10-1	15-10-1
9	Utica	14-9-2	15-9-2
10	Middlebury	13-9-3	13-9-3
11	Manhattanville	13-9-3	13-9-3
12	Williams	12-8-5	12-8-5
13	Castleton	14-6-2	17-6-2
14	Wentworth Institute	16-6-1	18-6-1
15	Buffalo State	12-11-1	13-12-2

WEST

Rank	School	In-Region	Overall
1	St. Norbert	16-5-5	16-5-5
2	**Gustavus Adolphus**	**15-6-5**	**15-6-5**
3	Wis.-Stevens Point	14-10-4	14-10-4
4	St. Scholastica	15-8-5	15-8-5
5	St. Thomas (Minn.)	18-4-2	18-5-2
6	St. Olaf	13-8-6	13-8-6
7	Wis.-River Falls	16-9-2	16-9-2

USCHO.COM DIII POLL

Rk.	Team	Record	Pts.	PR
1	Oswego (16)	22-2-2	296	1
2	Norwich (2)	21-2-2	279	2
3	Amherst (2)	21-3-1	261	3
4	Plattsburgh	18-4-4	236	4
5	St. Norbert	16-5-5	219	5
6	Adrian	19-5-1	185	7
7	Castleton	18-6-2	174	8
8	St. Thomas	18-5-2	154	6
9	Bowdoin	16-5-3	126	12
10	MSOE	20-6-1	123	10
11	**Gustavus Adolphus**	**15-6-5**	**70**	**14**
12	Neumann	15-7-3	67	NR
13	Elmira	15-8-3	64	9
14	Wisconsin-River Falls	16-9-2	46	13
15	Wisconsin-Stevens Point	14-10-4	33	NR

Others receiving votes: St. Scholastica 26, Middlebury 13, Wentworth 12, Utica 7, St. Olaf 6, Hobart 2, Williams 1.

2011-12 INDIVIDUAL GAME HIGHS

No. 1
John McLean
Fewest Goals: 0 (3x), last 2/2/12 vs. Hamline
Most Saves: 36 (2x), last 12/3/11 vs. Augsburg
Most Minutes: 65:00 (2x), last 2/18/12 (OT Tie)
Winning-Streak: 7

No. 2
Sam Smith
Goals: 1
Assists: 1 (2x),last 1/1/12 vs. Saint John's
Points: 1 (3x), last 1/1/12 vs. Saint John's
Plus/Minus: +4, 12/2/11 vs. Augsburg
PIM: 12, 12/2/11 vs. Augsburg
Shots On Goal: 3, vs. 12/2/11 vs. Augsburg

No. 3
Ilya Kravtchouk
Goals: 1, 2/10/12 vs. Saint Mary's
Assists: 1 (2x), last 1/27/12 vs. Concordia
Points: 1 (3x), last 2/10/12 vs. Saint Mary's
Plus/Minus: +3, 2/10/12 vs. Saint Mary's
PIM: 4, 2/3/12 vs. Hamline
Shots On Goal: 3 last 2/18/12 vs. St. Olaf



No. 4
Jack Walsh
Goals: 1, (4x), last 12/9/11 vs. Concordia U.
Assists: 2, 11/11/11 vs. Bethel
Points: 3, 11/11/11 vs. Bethel
Plus/Minus: +2, 11/11/11 vs. Bethel
PIM: 2, (5x) last 1/27/12 vs. Concordia
Shots On Goal: 5, 11/11/11 vs. Bethel

No. 5
Henrik Reisvang
Goals: 0
Assists: 1, (2x), last 12/9/11 vs. Concordia U.
Points: 1, (2x), last 12/9/11 vs. Concordia U.
Plus/Minus: +3, 2/10/12 vs. Saint Mary's
PIM: 4, 12/3/11 vs. Augsburg
Shots On Goal: 3, 2/10/12 vs. Saint Mary's

No. 6
Nate Weingarden
Goals: 0
Assists: 0
Points: 0
Plus/Minus: 0, (2x), last 11/18/11 vs. St.Thomas
PIM: 0
Shots On Goal: 1, 11/18/11 vs. St. Thomas

No. 7
Schyler Adams
Goals: 0
Assists: 0
Points: 0
Plus/Minus: 0, (3x), last 1/7/12 vs. UW-Superior
PIM: 2, 11/19/11 vs. St. Thomas
Shots On Goal: 2, 1/7/12 vs. UW-Superior

No. 8
Dane Erickson
Goals: 1, (4x), last 2/17/12 vs. St. Olaf
Assists: 1, (7x), last 2/10/12 vs. Saint Mary's
Points: 2, (2x), last vs. Hamline
Plus/Minus: +2, (2x), last 12/10/12 vs. Lawrence
PIM: 2, (5x), last 2/18/12 vs. St. Olaf
Shots On Goal: 5, 10/29/11 vs. Concordia

No. 9
Alec Ackmann
Goals: 0
Assists: 0
Points: 0
Plus/Minus: +1, (2x) last 2/25/12 vs. St. Olaf
PIM: 27, 2/2/12 vs. Hamline
Shots On Goal: 1, (2x) last 1/28/12 vs. Concordia



No. 10
Ross Ring-Jarvi
Goals: 2, (2x), last 1/27/12 vs. Concordia
Assists: 2, (5x), last 2/11/12 vs. Saint Mary's
Points: 3, (3x), last 2/11/12 vs. Saint Mary's
Plus/Minus: +4, 12/2/11 vs. Augsburg
PIM: 2, (6x), last 2/17/12 vs. St. Olaf
Shots On Goal: 9, 10/28/11 vs. Saint John's

No. 11
Joey Olson
Goals: 1, 10/29/11 vs. Concordia
Assists: 1, (2x), last 12/9/11 vs. Concordia U.
Points: 1, (3x), last 12/9/11 vs. Concordia U.
Plus/Minus: +2, 12/9/11 vs. Concordia U.
PIM: 2, (2x), last 11/19/11 vs. St. Thomas
Shots On Goal: 3, 10/29/11 vs. Concordia

No. 12
Andrew Peterson
Goals: 0
Assists: 1, (5x), last 2/3/12 vs. Hamline
Points: 1, (5x), last 2/3/12 vs. Hamline
Plus/Minus: +2, 2/3/12 vs. Hamline
PIM: 2, (5x), last 1/27/12 vs. Concordia
Shots On Goal: 2, (2x), last 1/28/12 vs.Concordia

2011-12 INDIVIDUAL GAME HIGHS

No. 13
Tyler Schwartz
Goals: 1, 1/7/12 vs. UW-Superior
Assists: 0
Points: 1, 1/7/12 vs. UW-Superior
Plus/Minus: +1, (3x), last 1/7/12 vs. UW-Superior
PIM: 2, (3x), last 12/14/11 vs. UW-River Falls
Shots On Goal: 3, 12/14/11 vs. UW-River Falls



No. 14
Zach May
Goals: 2, (4x), last 1/27/12 vs. Concordia
Assists: 2, (2x), last 2/10/12 vs. Saint Mary's
Points: 3, (2x), last 1/27/12 vs. Concordia
Plus/Minus: +4, 12/2/11 vs. Augsburg
PIM: 15, 2/3/12 vs. Hamline
Shots On Goal: 6, (2x), last 10/29/11 vs. Concordia

No. 15
Adam Smyth
Goals: 4, 12/10/11 vs. Lawrence
Assists: 1, (4x), last 2/3/12 vs. Hamline
Points: 4, 12/10/11 vs. Lawrence
Plus/Minus: +1, (8x), last 2/3/12 vs. Hamline
PIM: 15, 2/11/12 vs. Saint Mary's
Shots On Goal: 10, 2/3/12 vs. Hamline



No. 16
Sam Blaisdell
Goals: 1, (2x), last 1/6/12 vs. St. Scholastica
Assists: 1, 11/19/11 vs. St. Thomas
Points: 1, (3x), last 1/6/12 vs. St. Scholastica
Plus/Minus: +1, (2x), last 1/6/12 vs. St. Scholastica
PIM: 0
Shots On Goal: 3, (2x), last 1/6/12 vs. St. Scholastica

No. 17
Tim LaBombard
Goals: 1, 2/11/12 vs. Saint Mary's
Assists: 2, (2x), 1/14/12 vs. Saint John's
Points: 2, (3x), last 2/11/12 vs. Saint Mary's
Plus/Minus: +2, 12/2/11 vs. Augsburg
PIM: 2, (3x), last 2/3/12 vs. Hamline
Shots On Goal: 4, 12/18/11 vs. St. Thomas

No. 18
Gustav Bengtson
Goals: 2, 2/10/12 vs. Saint Mary's
Assists: 1, (7x), last 2/18/12 vs. St. Olaf
Points: 2, (2x), last 2/10/12 vs. Saint Mary's
Plus/Minus: +2, 11/4/11 vs. St. Norbert
PIM: 2, 12/2/11 vs. Augsburg
Shots On Goal: 6, 12/2/11 vs. Augsburg

No. 19
Brian White
Goals: 0
Assists: 2, (2x), last 2/17/12 vs. St. Olaf
Points: 2, (2x), last 2/17/12 vs. St. Olaf
Plus/Minus: +2, 11/4/11 vs. St. Norbert
PIM: 15, 2/2/12 vs Hamline
Shots On Goal: 3, (2x), last 2/18/12 vs. St. Olaf

No. 20
Nate Paulsen
Goals: 1, (3x), last 2/18/12 vs. St. Olaf
Assists: 2, 1/14/12 vs. Saint John's
Points: 3, 1/14/12 vs. Saint John's
Plus/Minus: +2, (3x), last 2/3/12 vs. Hamline
PIM: 4, 2/10/12 vs. Saint Mary's
Shots On Goal: 4, (4x), last 2/11/12 vs. Saint Mary's

No. 21
Mark Jackson
Goals: 1, (3x), last 12/14/11 vs. UW-River Falls
Assists: 1, (3x), last 1/14/12 vs. Saint John's
Points: 1, (6x), last 1/14/12 vs. Saint John's
Plus/Minus: +1, (4x), last 1/13/12 vs. Saint John's
PIM: 4, (2x), last vs. 1/13/12 vs. Saint John's
Shots On Goal: 4, 12/18/11 vs. St. Thomas

No. 22
Andy Pearson
Goals: 1, (5x), last 2/3/12 vs. Hamline
Assists: 3, 12/2/11 vs. Augsburg
Points: 4, 12/2/11 vs. Augsburg
Plus/Minus: +4, 12/2/11 vs. Augsburg
PIM: 0
Shots On Goal: 6, 2/18/12 vs. St. Olaf

No. 24
Cory Ellis
Goals: 0
Assists: 0
Points: 0
Plus/Minus: 0, (4x), last 1/14/11 vs. Saint John's
PIM: 2, 11/5/11 vs. UW-Stevens Point
Shots On Goal: 2, 10/29/11 vs. Concordia

No. 25
Ryan Johnson
Goals: 2, (2x) last 2/25/12 vs. St. Olaf
Assists: 2, (2x), last 12/10/11 vs. Lawrence
Points: 2, (7x), last 2/25/12 vs. St. Olaf
Plus/Minus: +3, 11/11/11 vs. Bethel
PIM: 15, 10/28/11 vs. Saint John's
Shots On Goal: 6, 1/28/12 vs. Concordia

2011-12 INDIVIDUAL GAME HIGHS

No. 26
Blake Schammel
Goals: 1, 11/19/11 vs. St. Thomas
Assists: 1, (3x), last 1/7/12 vs. UW-Superior
Points: 1, (4x), last 1/7/12 vs. UW-Superior
Plus/Minus: +1, (5x), last 1/7/12 vs. UW-Superior
PIM: 2, (3x), last 1/6/12 vs. St. Scholastica
Shots On Goal: 4, (2x), last 12/2/11 vs. Augsburg

No. 27
Cory Belisle
Goals: 1, 1/14/12 vs. Saint John's
Assists: 1, (3x), last 2/10/12 vs. Saint Mary's
Points: 1, (4x), last 2/10/12 vs. Saint Mary's
Plus/Minus: +1, (5x), last 2/25/12 vs. St. Olaf
PIM: 0
Shots On Goal: 4, (2x), last 2/17/12 vs. St. Olaf



No. 28
Alex Gallen
Goals: 1, 2/11/12 vs. Saint Mary's
Assists: 1, (2x), last 2/10/12 vs. Saint Mary's
Points: 1, (3x), last 2/11/12 vs. Saint Mary's
Plus/Minus: +2, 1/13/12 vs. Saint John's
PIM: 2, (3x), last 2/17/12 vs. St. Olaf
Shots On Goal: 3, 2/3/12 vs. Hamline

No. 30
Jason Aguiar
Fewest Goals: 0
Most Saves: 0
Most Minutes: 0
Winning-Streak: 0

No. 35
Tyler Venne
Fewest Goals: 1, (2x) last 2/11/12 vs. Saint Mary's
Most Saves: 39, 11/4/11 vs. St. Norbert
Most Minutes: 65:00, (3x), last 1/27/12 vs. Concordia
Winning-Streak: 1

THE PETERSEN FILE
Brett Petersen's Coaching Record

Year	Overall	MIAC	Conf. Finish
2000-01	6-16-3	3-11-2	9th
2001-02	14-9-4	9-4-4	2nd
2002-03	14-12-1	8-7-1	4th
2003-04	12-11-3	9-5-2	3rd
2004-05	10-14-1	7-8-1	T-5th
2005-06	14-11-1	9-7-0	5th
2006-07	11-13-2	9-6-1	5th
2007-08	13-12-1	10-6-0	4th
2008-09	19-11-0	10-6-0	T-2nd
2009-10	20-7-2	12-2-2	1st
2010-11	15-10-2	8-6-2	T-4th
2011-12	15-6-5	8-5-3	2nd
TOTALS	**163-132-25**	**102-73-18**	

Years at Gustavus: 12
NCAA Appearances: 1
MIAC Titles: 2
MIAC Coach Of The Year: 2002, 2010

Gustavus Adolphus Hockey
Gustavus Adolphus Combined Team Statistics (as of Mar 02, 2012)
All games

	Date	Opponent		Score	Att.
	Oct 28	vs Saint John's	Tot	3-3	78
	Oct 29	vs Concordia	L	2-3	0
	11/4/11	at St. Norbert College	Tot	2-2	898
	11/05/11	at UW-Stevens Point	Wot	2-1	1074
*	Nov 11	BETHEL UNIVERSITY	W	4-1	873
*	Nov 12	at Bethel University	L	2-3	325
*	Nov 18	at St. Thomas	Lot	3-4	415
*	Nov 19	ST. THOMAS	L	1-3	768
*	Dec 02	AUGSBURG COLLEGE	W	6-0	687
*	12/03/11	at Augsburg College	W	4-1	199
	Dec 09	at Concordia Wisconsin	W	5-3	988
	12/10/2011	at Lawrence University	W	5-3	231
	Dec 14	at #4 UW-River Falls	W	2-1	642
	Jan 06	ST. SCHOLASTICA	W	3-2	877
	Jan 07	UW-SUPERIOR	W	2-1	621
*	Jan 13	at Saint John's	W	4-3	306
*	Jan 14	SAINT JOHN'S	L	3-4	561
*	Jan 27	CONCORDIA	Tot	4-4	271
*	Jan 28	CONCORDIA	W	2-0	249
*	Feb 02	vs Hamline University	L	0-4	602
*	Feb 03	HAMLINE UNIVERSITY	W	4-3	289
*	Feb 10	SAINT MARY'S	Tot	4-4	529
*	Feb 11	at Saint Mary's	W	4-1	223
*	Feb 17	at St. Olaf College	Wot	3-2	443
*	Feb 18	ST. OLAF COLLEGE	Tot	3-3	536
	Feb 25	SAINT JOHN'S	W	3-1	879

TEAM STATISTICS	GAC	OPP
SHOT STATISTICS		
Goals-Shot attempts	80-752	60-670
Shot pct.	.106	.090
Goals/Game	3.1	2.3
Shots/Game	28.9	25.8
POWER PLAYS		
Goals-Power Plays	21-103	20-104
Conversion Percent	.204	.192
Shot Attempts	146	119
Shot Percent	.144	.168
SHORT-HANDED		
Goals-Shot attempts	4-26	3-14
Shot Percent	.154	.214
GOAL BREAKDOWN		
Power Play	21	20
Short-handed	4	3
Empty net	4	0
Penalty	0	0
Unassisted	6	4
Overtime	2	1
Shootout	0	0
Delayed Penalty	0	0
PENALTIES		
Number	128	134
Minutes	335	345
Penalties/Game	4.9	5.2
Pen minutes/Game	12.9	13.3
FACEOFFS (W-L)	782-712	712-782
Faceoff W-L Pct.	.523	.477
SHOOTOUTS (Made-Att)	0-0	0-0

Record:	Overall	Home	Away	Neutral
ALL GAMES	15-6-5	7-2-3	8-2-1	0-2-1
CONFERENCE	8-5-3	4-2-3	4-2-0	0-1-0
NON-CONFERENCE	7-1-2	3-0-0	4-0-1	0-1-1

##	Player	gp	g	a	pts	sh	sh%	pen-min	pp	sh
10	Ross Ring-Jarvi	26	10	18	28	95	.105	6-12	3	2
14	Zach May	24	10	10	20	40	.250	23-65	1	0
15	Adam Smyth	24	14	4	18	87	.161	3-17	3	2
25	Ryan Johnson	26	9	9	18	66	.136	5-21	3	0
22	Andy Pearson	25	5	13	18	57	.088	0-0	2	0
18	Gustav Bengtson	23	6	7	13	47	.128	1-2	0	0
8	Dane Erickson	26	4	8	12	56	.071	5-10	1	0
17	Tim LaBombard	23	1	10	11	18	.056	4-8	1	0
19	Brian White	21	0	9	9	17	.000	7-25	0	0
4	Jack Walsh	22	4	4	8	34	.118	5-10	2	0
20	Nate Paulsen	15	3	4	7	32	.094	7-14	1	0
21	Mark Jackson	19	3	3	6	20	.150	8-16	0	0
12	Andrew Peterson	25	0	5	5	16	.000	5-10	0	0
27	Cory Belisle	11	1	3	4	18	.056	0-0	0	0
26	Blake Schammel	19	1	3	4	27	.037	3-6	0	0
2	Sam Smith	20	1	3	4	13	.077	10-28	0	0
16	Sam Blaisdell	12	2	1	3	15	.133	0-0	1	0
28	Alex Gallen	13	1	2	3	14	.071	3-6	0	0
3	Ilya Kravtchouk	22	1	2	3	11	.091	10-20	0	0
11	Joey Olson	12	1	2	3	8	.125	2-4	1	0
23	Patrick Hurley	11	2	0	2	8	.250	4-8	2	0
5	Henrik Reisvang	15	0	2	2	10	.000	4-8	0	0
13	Tyler Schwartz	13	1	0	1	14	.071	3-6	0	0
9	Alec Ackmann	11	0	0	0	2	.000	5-29	0	0
7	Schyler Adams	5	0	0	0	3	.000	1-2	0	0
24	Cory Ellis	5	0	0	0	3	.000	1-2	0	0
6	Nate Weingarden	2	0	0	0	1	.000	0-0	0	0
TM	TEAM	5	0	0	0	20	.000	3-6	0	0
	Total	26	80	122	202	752	.106	128-335	21	4
	Opponents	26	60	94	154	670	.090	134-345	20	3

##	Goalie	gp	min	ga	gaavg	saves	save%	w-l-t
1	John McLean	20	1154:03	41	2.13	482	.922	13-4-2
35	Tyler Venne	7	435:29	19	2.62	185	.907	2-2-3
TM	EMPTY NET	5	4:26	0	-	0	.000	0-0-0
	Total	26	1593:58	60	2.26	667	.917	15-6-5
	Opponents	26	1593:58	80	3.01	737	.902	6-15-5

Attendance Summary	GAC	Opponent
Total	7140	5744
Dates/Avg Per Date	12/595	11/522
Neutral Site #/Avg	3/227	

Goals by Period	1st	2nd	3rd	OT	Total
Gustavus Adolphus	22	27	29	2	80
Opponents	10	27	22	1	60

Shots by Period	1st	2nd	3rd	OT	Total
Gustavus Adolphus	274	255	265	23	817
Opponents	241	241	233	12	727

Saves by Period	1st	2nd	3rd	OT	Total
Gustavus Adolphus	231	214	211	11	667
Opponents	252	228	236	21	737

Gustavus Adolphus Hockey
Gustavus Adolphus Overall Team Statistics (as of Mar 02, 2012)
All games

Overall: 15-6-5 Conf: 8-5-3 Home: 7-2-3 Away: 8-2-1 Neut: 0-2-1

TEAM STATISTICS	GAC	OPP
SHOT STATISTICS		
Goals-Shot attempts	80-752	60-670
Shot pct.	.106	.090
Goals/Game	3.1	2.3
Shots/Game	28.9	25.8
Assists	122	94
POWER PLAYS		
Goals-Power Plays	21-103	20-104
Conversion Percent	.204	.192
Shot Attempts	146	119
Shot Percent	.144	.168
SHORT-HANDED		
Goals-Shot attempts	4-26	3-14
Shot Percent	.154	.214
GOAL BREAKDOWN		
Total Goals	80	60
Power Play	21	20
Short-handed	4	3
Empty net	4	0
Penalty	0	0
Unassisted	6	4
Overtime	2	1
Shootout	0	0
Delayed Penalty	0	0
PENALTIES		
Number	128	134
Minutes	335	345
Penalties/Game	4.9	5.2
Pen minutes/Game	12.9	13.3
Minor	102	105
Major	5	7
10-minute Misconduct	2	1
Game Misconduct	5	5
Gross Misconduct	0	0
Match	1	1
FACEOFFS (W-L)	782-712	712-782
Faceoff W-L Pct.	.523	.477
SHOOTOUTS (Made-Att)	0-0	0-0
ATTENDANCE		
Total	7140	5744
Dates/Avg Per Date	12/595	11/522
Neutral Site #/Avg	3/227	

Goals by Period	1st	2nd	3rd	OT	Total
Gustavus Adolphus	22	27	29	2	80
Opponents	10	27	22	1	60

Shots by Period	1st	2nd	3rd	OT	Total
Gustavus Adolphus	274	255	265	23	817
Opponents	241	241	233	12	727

Saves by Period	1st	2nd	3rd	OT	Total
Gustavus Adolphus	231	214	211	11	667
Opponents	252	228	236	21	737

Gustavus Adolphus Hockey
Gustavus Adolphus Overall Individual Statistics (as of Mar 02, 2012)
All games

Overall: 15-6-5 Conf: 8-5-3 Home: 7-2-3 Away: 8-2-1 Neut: 0-2-1

			Shots						Penalties				Goals									
##	Player	gp	g	a	pts	sh	sh%	+-	pen-min	min	maj	oth	pp	sh	fg	gw	gt	ot	ht	pn	ua	blk
10	Ross Ring-Jarvi	26	10	18	28	95	.105	+7	6-12	6	0	0	3	2	2	3	0	1	0	0	3	0
14	Zach May	24	10	10	20	40	.250	+6	23-65	16	1	2	1	0	2	0	0	0	0	0	0	0
15	Adam Smyth	24	14	4	18	87	.161	+7	3-17	1	1	1	3	2	2	2	0	0	1	0	0	0
25	Ryan Johnson	26	9	9	18	66	.136	+8	5-21	3	1	1	3	0	1	2	0	0	0	0	1	0
22	Andy Pearson	25	5	13	18	57	.088	+8	0-0	0	0	0	2	0	0	1	0	0	0	0	0	0
18	Gustav Bengtson	23	6	7	13	47	.128	+6	1-2	1	0	0	0	0	2	1	0	0	0	0	1	0
8	Dane Erickson	26	4	8	12	56	.071	+5	5-10	5	0	0	1	0	1	1	0	1	0	0	1	0
17	Tim LaBombard	23	1	10	11	18	.056	-3	4-8	3	0	0	1	0	0	0	0	0	0	0	0	0
19	Brian White	21	0	9	9	17	.000	+3	7-25	5	1	1	0	0	0	0	0	0	0	0	0	0
4	Jack Walsh	22	4	4	8	34	.118	0	5-10	4	0	0	2	0	2	1	0	0	0	0	0	0
20	Nate Paulsen	15	3	4	7	32	.094	+10	7-14	7	0	0	1	0	0	0	1	0	0	0	0	0
21	Mark Jackson	19	3	3	6	20	.150	-1	8-16	7	0	0	0	0	1	1	0	0	0	0	0	0
12	Andrew Peterson	25	0	5	5	16	.000	+9	5-10	4	0	0	0	0	0	0	0	0	0	0	0	0
27	Cory Belisle	11	1	3	4	18	.056	+1	0-0	0	0	0	0	0	0	0	0	0	0	0	0	1
26	Blake Schammel	19	1	3	4	27	.037	+1	3-6	2	0	0	0	0	0	0	0	0	0	0	0	0
2	Sam Smith	20	1	3	4	13	.077	+3	10-28	9	0	1	0	0	0	1	0	0	0	0	0	0
16	Sam Blaisdell	12	2	1	3	15	.133	0	0-0	0	0	0	1	0	1	0	0	0	0	0	0	0
28	Alex Gallen	13	1	2	3	14	.071	-5	3-6	3	0	0	0	0	1	0	0	0	0	0	0	0
3	Ilya Kravtchouk	22	1	2	3	11	.091	+11	10-20	8	0	0	0	0	0	0	0	0	0	0	0	0
11	Joey Olson	12	1	2	3	8	.125	+1	2-4	2	0	0	1	0	1	0	0	0	0	0	0	0
23	Patrick Hurley	11	2	0	2	8	.250	+3	4-8	2	0	0	2	0	1	1	0	0	0	0	0	0
5	Henrik Reisvang	15	0	2	2	10	.000	+7	4-8	4	0	0	0	0	0	0	0	0	0	0	0	0
13	Tyler Schwartz	13	1	0	1	14	.071	+2	3-6	3	0	0	0	0	1	0	0	0	0	0	0	0
9	Alec Ackmann	11	0	0	0	2	.000	0	5-29	2	1	2	0	0	0	0	0	0	0	0	0	0
7	Schyler Adams	5	0	0	0	3	.000	0	1-2	1	0	0	0	0	0	0	0	0	0	0	0	0
24	Cory Ellis	5	0	0	0	3	.000	-1	1-2	1	0	0	0	0	0	0	0	0	0	0	0	0
6	Nate Weingarden	2	0	0	0	1	.000	0	0-0	0	0	0	0	0	0	0	0	0	0	0	0	0
TM	TEAM	5	0	0	0	20	.000	0	3-6	3	0	0	0	0	0	0	0	0	0	0	0	168
	Total	26	80	122	202	752	.106	+88	128-335	102	5	8	21	4	18	14	1	2	1	0	6	169
	Opponents	26	60	94	154	670	.090	-	134-345	105	7	7	20	3	8	6	4	1	0	0	4	220

			Goal average			Saves		Record				Goals allowed				
##	Goalie	gp-gs	minutes	ga	avg	saves	pct	w	l	t	sho	pp	sh	en	pen	sog
1	John McLean	20-19	1154:03	41	2.13	482	.922	13	4	2	2	12	2	0	0	0
35	Tyler Venne	7-7	435:29	19	2.62	185	.907	2	2	3	0	8	1	0	0	0
TM	EMPTY NET	5-0	4:26	0	-	0	.000	0	0	0	0	0	0	0	0	0
	Total	26-0	1593:58	60	2.26	667	.917	15	6	5	2	20	3	0	0	0
	Opponents	26-0	1593:58	80	3.01	737	.902	6	15	5	1	21	4	4	0	0

2011-12 Gustavus Men's Hockey Roster

NO.	NAME	POS	YR	HGT	WGT	HOMETOWN	LAST TEAM
1	John McLean	Fr.	G	6-8	215	Eagan, Minn.	Wis. Wilderness (SIJHL)
2	Sam Smith	Fr.	D	5-11	200	Flower Mound, Texas	Valley Jr. Warriors (EJHL)
3	Ilya Kravtchouk	So.	D	6-0	210	Palisades, Calif.	Bismarck (NAHL)
4	Jack Walsh	Fr.	F	6-3	200	Mahtomedi, Minn.	Austin (NAHL)
5	Henrik Reisvang	Jr.	D	5-10	190	Nesbru, Norway	Frisk Asker
6	Nate Weingarden	Jr.	F	5-11	185	Edina, Minn.	N.E. Huskies (EJHL)
7	Schyler Adams	Fr.	F	5-9	175	New Prague, Minn.	Owatonna (NAHL)
8	Dane Erickson[A]	Jr.	F	6-0	195	Woodbury, Minn.	Owatonna (NAHL)
9	Alec Ackmann	Jr.	F	6-0	170	Buffalo, Minn.	Buffalo H.S.
10	Ross Ring-Jarvi[C]	Sr.	F	6-0	190	Anoka, Minn.	North Iowa (NAHL)
11	Joey Olson	So.	D	6-3	195	Warroad, Minn.	Warroad H.S.
12	Andrew Peterson	Jr.	D	5-10	175	Reno, Nev.	Granite City (MNJHL)
13	Tyler Schwartz	Fr.	F	5-10	175	Chanhassen, Minn.	Alaska (NAHL)
14	Zach May	So.	F	5-10	170	Prior Lake, Minn.	Albert Lea (NAHL)
15	Adam Smyth	So.	F	6-2	185	Burnsville, Minn.	Burnsville H.S.
16	Sam Blaisdell	Jr.	F	6-0	180	Inver Grove Hts, Minn.	Madison (MWEHL)
17	Tim LaBombard[A]	Jr.	D	6-1	190	Bloomington, Minn.	Jefferson H.S.
18	Gustav Bengtson	So.	F	5-10	185	Sollentuna, Sweden	Texas (NAHL)
19	Brian White	Jr.	F	6-0	190	Fort Frances, Ont.	Thunder Bay (SIJHL)
20	Nate Paulsen	Fr.	D	6-2	185	La Habra, Calif.	Wis. Wilderness (SIJHL)
21	Mark Jackson	So.	F	5-9	180	Bixby, Okla.	Valley Jr. Warriors (EJHL)
22	Andy Pearson	Fr.	F	5-10	180	Burnsville, Minn.	Alaska (NAHL)
24	Cory Ellis	Fr.	F	6-2	205	St. Paul, Minn.	Austin (NAHL)
25	Ryan Johnson	Jr.	F	5-9	190	Blaine, Minn.	Albert Lea (NAHL)
26	Blake Schammel	Fr.	F	5-10	190	Red Wing, Minn.	Bismarck (NAHL)
27	Cory Belisle	So.	F	5-10	185	Anoka, Minn.	New Jersey (EJHL)
28	Alex Gallen	So.	D	5-10	190	Hingham, Mass.	New Jersey (EJHL)
30	Jason Aguiar	Jr.	G	6-1	180	Chester, N.H.	N.H. Jr. Freeze (IJHL)
35	Tyler Venne	Jr.	G	5-9	175	New Hope, Minn.	Granite City (MNJHL)

Head Coach: Brett Petersen (12th Season)
Assistant Coach: Jared Phillips
Assistant Coach: Aaron Hoiland
C: Denotes Captain
A: Denotes Assistant Captain